FUJITSU

AIR CONDITIONERS LINEUP PRODUCT CATALOGUE 2017

AIR CONDITIONERS LINEUP

PRODUCT CATALOGUE 2017

LIGHT COMMERCIAL
SPLIT
SIMULTANEOUS MULTI
SMALL VRF

COMMERCIAL
LARGE VRF
VENTILATION

RESIDENTIAL
SPLIT
MULTI SPLIT

AIR TO WATER



FUJITSU GENERAL LIMITED

Distributed by:

FUJITSU GENERAL LIMITED
3-3-17, Suenaga, Takatsu-ku, Kawasaki 213-8502, Japan
http://www.fujitsu-general.com/

Copyright© 2008-2017 Fujitsu General Limited. All rights reserved.
3EF015-1702E

FUJITSU GENERAL LIMITED

OUR SOLUTION FOR ALL PROPERTIES





004 OUR POLICY 2017

006 SOLUTIONS FOR EACH PROPERTY
008 UNIQUE ADVANCED AIR CONDITIONING
010 GREEN FUTURE
012 2017 NEW PRODUCTS

016 LIGHT COMMERCIAL

018 SOLUTIONS
024 CORE TECHNOLOGY
028 SPLIT
056 SIMULTANEOUS MULTI
062 SMALL VRF
088 OPTIONAL PARTS

094 COMMERCIAL

096 SOLUTIONS
098 CORE TECHNOLOGY
102 LARGE VRF
138 VENTILATION
146 OPTIONAL PARTS

150 RESIDENTIAL

152 SOLUTIONS
154 CORE TECHNOLOGY
158 SPLIT
184 MULTI SPLIT
216 OPTIONAL PARTS

218 CONTROL SYSTEM

220 Best Control Solution for Each Property
222 OVERVIEW
226 Comparison Table of Controllers
228 INDIVIDUAL CONTROL
233 CENTRALIZED CONTROL
242 CONVERTOR/ADAPTOR

252 AIR TO WATER

254 SOLUTIONS
256 CORE TECHNOLOGY
258 PRODUCT LINEUP
260 Split Type/Split DHW Integrated Type
262 Monobloc Type
263 Smart & Comfort Control
264 Case Studies
266 Optional Parts
268 Installation Limitations
269 Specifications & Dimensions

274 ABOUT US

276 OUR HISTORY
278 GLOBAL NETWORK
280 HIGH QUALITY DEVELOPMENT & PRODUCTION FACILITIES
282 GLOBAL BUSINESS ACTIVITIES
284 PROJECT REFERENCE

286 SUPPORT

288 AIRSTAGE™ SUPPORT
290 AIRSTAGE™/RAC SUPPORT TOOL
292 WATERSTAGE™ SUPPORT TOOL
294 QUICK SERVICE & MAINTENANCE
296 SERVICE TOOL
297 WEB MONITORING TOOL

OUR POLICY 2017

Fujitsu General provides comfortable
and economical air conditioning systems
that fit architectural trends
and environmental awareness in Europe
— from business scene to lifestyle scene.



In 2017,

Fujitsu General will provide air conditioning systems focused on these three elements.



SOLUTIONS FOR EACH PROPERTY



GREEN FUTURE



UNIQUE ADVANCED AIR CONDITIONING

SOLUTIONS FOR EACH PROPERTY

OUR POLICY 2017

Fujitsu General provides the best solutions suitable for properties.

Solution Point

We provide Fujitsu General total solutions for the property unique needs.

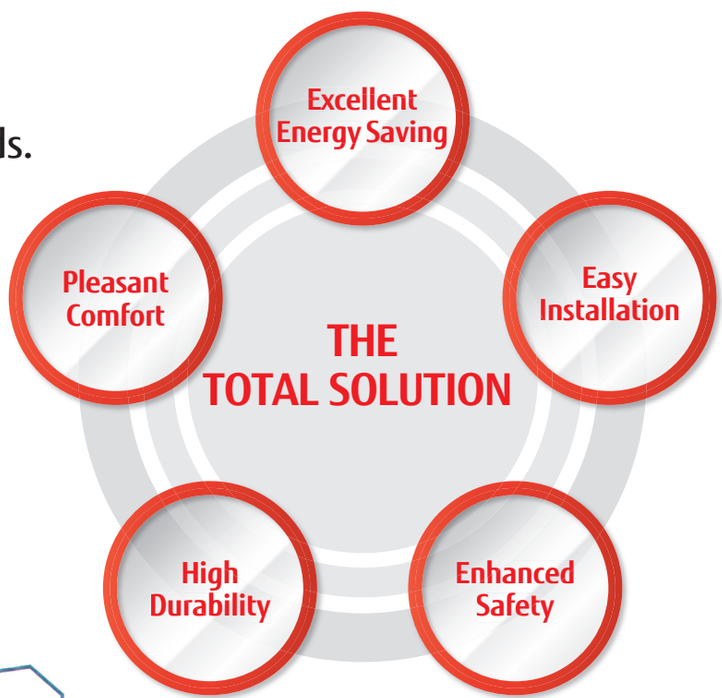

Target Property

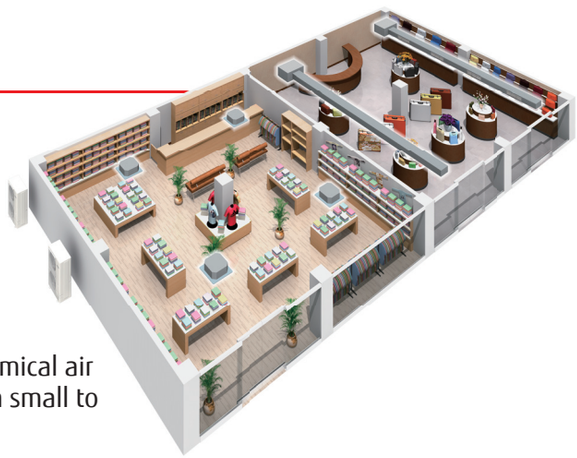

LIGHT COMMERCIAL

For Small offices,
Hotels, Shops
and Restaurant etc.

We offer comfortable and economical air conditioning systems focused on small to medium-sized buildings.

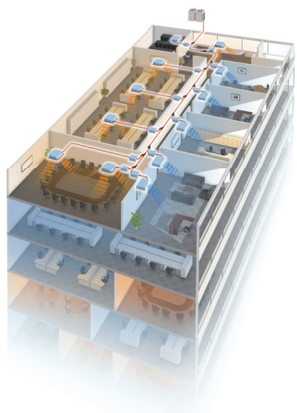

COMMERCIAL

For Large Building

We provide single and modular type VRF systems designed for high efficiency, comfort, freedom of design, easy installation and high reliability.



RESIDENTIAL

For House
and Large apartment etc.

We provide smart air conditioning systems with a wide range of control options for comfortable control and convenient use.



UNIQUE ADVANCED AIR CONDITIONING

OUR POLICY 2017

Fujitsu General creates unique brand value by developing products closely tied to the market.

Advanced Airflow

Comfortable airflow control to prevent the body from being exposed to airflow.

NEW

nocria™ X

DUAL BLASTER

on page 164



*1, *2, *3, *4

WORLD'S FIRST

Advanced Technology

nocria™ X is Compilation of WORLD'S FIRST original technologies

*1: Announced 2012. In room air conditioner for the home (Our company's investigation)

*2: Announced 1994. In room air conditioner for the home (our company's investigation)

*3: Announced 2012. In room air conditioner for the home (Our company's investigation)

*4: Announced 1991. In room air conditioner for the home (our company's investigation)



The Dual Side Fans*1



Power Diffuser*2



Filter Auto Clean*3



Lambda Heat Exchanger*4

Developed by us.

Our own world's first technologies are the standards now.

Power Diffuser and Lambda Heat Exchanger are also equipped with our Wall Mounted type products.

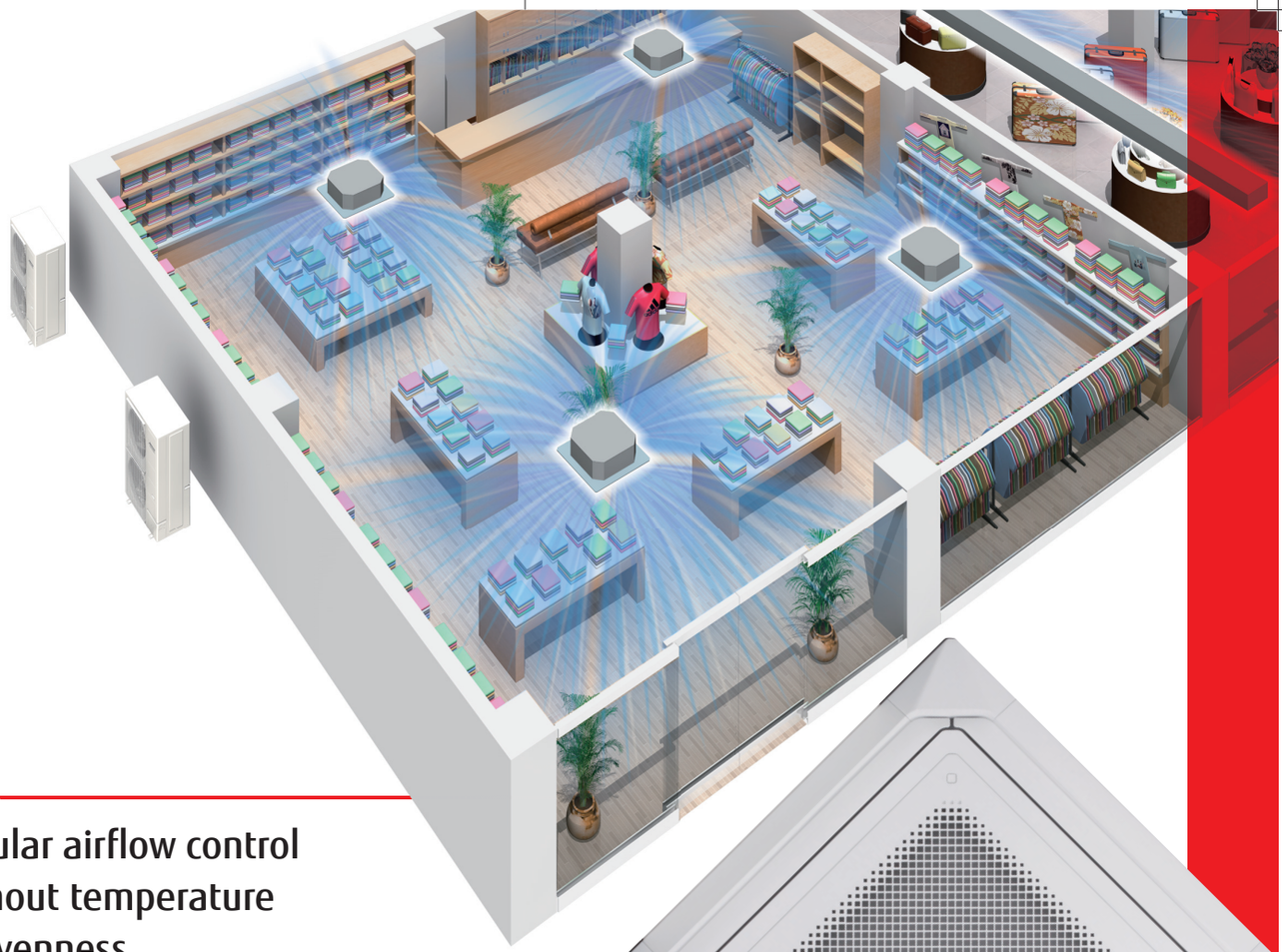

Circular airflow control without temperature unevenness.

Circular Airflow Cassette

- Improved installation in office environments
- Optimum operation by monitoring the room temperature and people's movement with optional sensor

on page
034,078



Advanced Design

Beautiful designs from all angles Circular Airflow Cassette



on page
034,078

Many globally authoritative design awards attained.

Split Wall Mounted

on page
168



GREEN FUTURE

OUR POLICY 2017

Fujitsu General is promoting air conditioning development according to environmental regulations in Europe.

Green Aspect for Refrigerant

EU strengthen F-gas Regulation introduced 2014.

New EU F-gas Regulation aims prevention of emissions and reduction the use of higher GWP F-gases.

Key elements

- Phase down approach
- Quota allocation
- Restrictions on the placing on the market
- Traceability of HFC contained in pre-charged equipment

Fujitsu General work on the reduction of HFC with innovative efforts

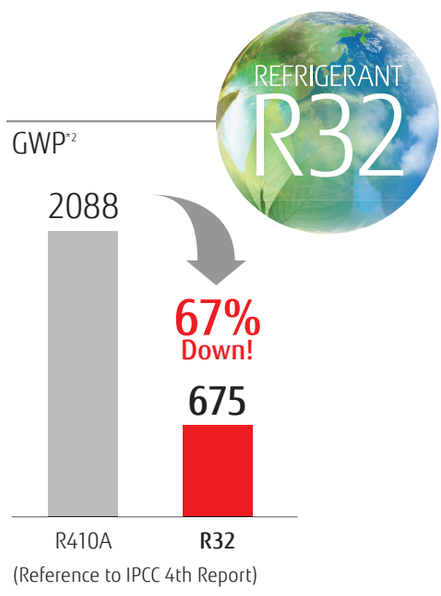

New refrigerant R32 for the reduction of the global warming potential.

Key points

- The ozone-depleting potential (ODP*1) is 0!
- Environmental properties
- Performance
- Economic efficiency

*1 **ODP (Ozone-Depleting Potential):** This is the relative value indicating the impact of ozone-depleting substances per unit weight if they are emitted into the atmosphere when CFC-11 (trichlorofluoromethane, CCl3F) is considered to be 1.0.

*2 **GWP (Global-Warming Potential):** This is the number that indicates the global warming capability of other greenhouse gases with reference to carbon dioxide as the standard. This is the estimated integration value, which is indicated as a ratio to CO2, of the radiant energy given to the earth (i.e., impact on global warming).

Models equipped with the New R32 Refrigerant



on page 164

nocria™X



on page 166

Wall Mounted



Our Pioneering Efforts Make Green Future

Approach to new energy efficiency standard Fujitsu General following the EU climate action plan 20/20/20 by 2020.

20% Less Primary Energy Use

Fujitsu General products with high efficiency and therefore low electricity

20% Less CO_2 Emissions

Fujitsu General products sharply following the F-gas regulation 842/2006/EC

20% Share of Renewable Energy

Fujitsu General promoting air sourced heat pumps as renewable energy source heating systems

New Energy Labelling Requirement 626/2011/EU:
Our Air Conditioners have reached the "Class A" ranking, the highest energy efficiency level that is now shown on energy labels in Europe.

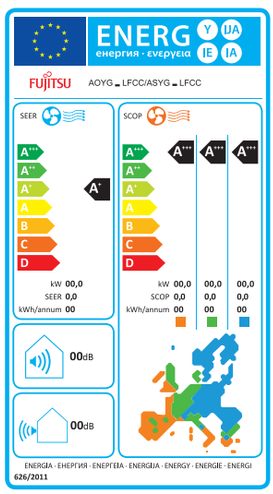

	SEER (Cooling mode)	SCOP (Heating mode)
A+++	SEER ≥ 8.50	SCOP ≥ 5.10
A++	6.10 ≤ SEER < 8.50	4.60 ≤ SCOP < 5.10
A+	5.60 ≤ SEER < 6.10	4.00 ≤ SCOP < 4.60
A	5.10 ≤ SEER < 5.60	3.40 ≤ SCOP < 4.00
B	4.60 ≤ SEER < 5.10	3.10 ≤ SCOP < 3.40
C	4.10 ≤ SEER < 4.60	2.80 ≤ SCOP < 3.10
D	3.60 ≤ SEER < 4.10	2.50 ≤ SCOP < 2.80
E	3.10 ≤ SEER < 3.60	2.20 ≤ SCOP < 2.50
F	2.60 ≤ SEER < 3.10	1.90 ≤ SCOP < 2.20
G	SEER < 2.60	SCOP < 1.90

Environmental Protection and Company Activities.

The Fujitsu General Group is working to improve its environmental friendliness by building an environmental management system(EMS); taking environmental protection measures throughout the product lifecycle of materials procurement, product development and design, manufacturing, and recycling; and by taking the environment into consideration during business activities such as by saving energy and resources and reducing waste.



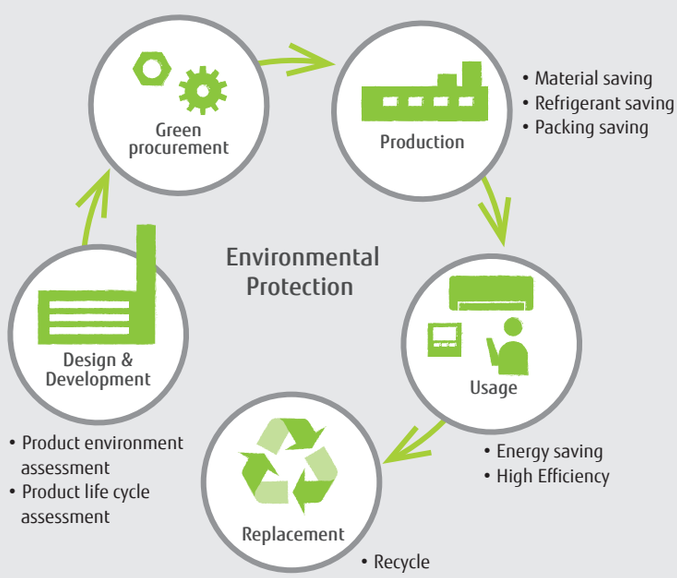

2017 NEW PRODUCTS

For Light Commercial

Small VRF AIRSTAGE™ J-IIIL

Page 064~

- 8 to 12 HP class 3 phase 3 models
- Compact Design
- Small Room Application
- Top Class Low Operating Sound
- Up to 30 units can be connected





AIRSTAGE J-IIIL

Indoor Units For Small VRF

Page 078 - 083

- 4 types 31 models
- The substantial capacity range and indoor unit type suit to various room size and layout
- 4 types 1.1 kW indoor units

AIRSTAGE J-IIIL
AIRSTAGE J-IIS
AIRSTAGE J-III



Circular Flow Cassette



Mini Duct



Compact Floor







Wall Mounted

Simultaneous Multi Page 060

- 72/90 class 3 phase 2 models
- Twin, Triple, Double Twin combination Compact design

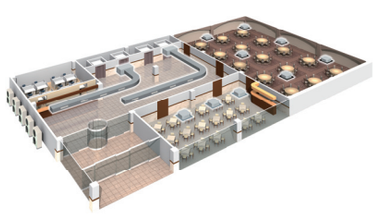



Big Duct Page 048

- 72/90 class 2 models
- Separation is possible by lightweight compact design
- Automatic Airflow adjustment function
- High Efficiency & Quiet operation



Mini Duct Page 038

- 12/14/18 class 3 models
- Large living space available
- Optimum airflow path and low noise operation
- Auto Louver Grille Kit (Option)
- Micro design duct for narrow ceiling only 45 cm depth 19.8 cm Height



For
Commercial

Indoor Units For Large VRF

Page 133-137

- 4 type 31 models
- The substantial capacity range and indoor unit type to suit various room size and layout
- High seasonal energy efficiency
- Low ambient operation

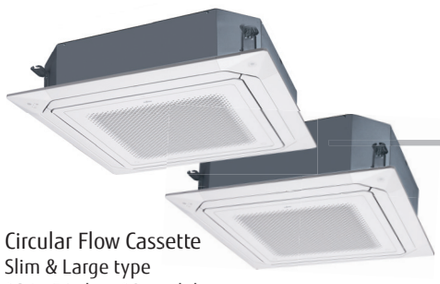

Circular Flow Cassette
Slim & Large type
18 to 54 class 10 models



Wall Mounted
Compact & Comfort
4 to 9 class 6 models



Mini Duct
1.1 kW model



Wall Mounted
Standard Range Series Large Capacity
18/24 class 2 models



Compact Floor
4 to 14 class 10 models



Wall Mounted
Standard Range Series New Design
30/34 class 2 models



Large VRF Outdoor units

AIRSTAGE™ VR-II

AIRSTAGE™ V-III

AIRSTAGE™ V-III TROPICAL

AIRSTAGE™ V-II

For Residential

Wall Mounted Flagship Range Series

nocria™X

Page 164

- 9/12 class 2 models
- Comfortable airflow control to prevent the body from being exposed to airflow



REFRIGERANT R32

KX Series

*: Announced 2012. In room air conditioner for the home (Our company's investigation)

Wall Mounted Designer Range Series

Page 166

- 7/9/12/14 class 4 models
- Slim & stylish square design
- High performance and low noise model with an emphasis on its design



REFRIGERANT R32

KG Series

Wall Mounted Standard Range Series

Page 172

- 7 to 14 class 4 models
- High efficient compact design
- Standard Range Series High Efficiency & Comfort



LM Series

Wall Mounted ECO Range Series

Page 176

- 7/9/12 class 3 models
- ECO Range Series Compact & Comfort



LL Series

Mini Duct

Page 180

- 12/14/18 class 3 models
- Large living space available
- Optimum airflow path and low noise operation
- Auto Louver Grille Kit (Option)
- 7/9/12/14/18 5 Class (7/9: Multi only) Drain pump built-in



5-6 Rooms Multi

Page 190

- 36/45 class Single phase 2 models
- Wide range of indoor units with various models
- Compact design
- Easy installation
- Centralized control by Home Controller





Optional Parts

Individual Control

Wired Remote Controller (Touch Panel) Page 228

- Easy-to-use and highly-functional controllers
- Maintains 2 separate set points for heating and cooling.
- Automatically changes mode between heating and cooling.



Simple Remote Controller Page 231

- Up to 16 indoor units can be controlled
- Simple design to match the stylish interior.
- Large LCD screen & simple operation buttons



Centralized Control

Touch Panel Controller Page 236

- Up to 400 indoor units can be controlled
- Control and monitor Fujitsu's air conditioner via LAN or Internet.
- Easy maintenance & installation



System Controller Software
System Controller Lite Software

Page 238~

- Up to a maximum of 4 VRF network systems, 1600 indoor units, and 400 outdoor units can be controlled.*
- Simple BMS, 3rd party supported by Modbus communication can be controlled.



*: System controller lite = Up to a maximum of 1 VRF network system, 400 indoor units, and 100 outdoor units can be controlled.

Convertor/Adaptor

Various Convertors

Page 242~

- 4 models of hardware and software are available on the market all together.

BACnet® Gateway Page 242~



Software Hardware

KNX® Convertor Page 246



For VRF For indoor unit

External Switch Controller Page 250



Service & Maintenance Tool

Service Tool & Web Monitoring Tool Software

Page 296~

- Extensive monitoring and analysis functions for installation and maintenance
- Troubleshooting is performed by monitoring each air conditioning unit remotely during periodical system checks.
- Automatic operation check for refrigeration cycle.



LIGHT COMMERCIAL

018 SOLUTIONS
024 CORE TECHNOLOGY

SPLIT
028 PRODUCT LINEUP
030 Feature Explanation & Summary
032 Cassette Compact 4-way Flow Series
034 Cassette Circular Flow Series
036 Cassette 4-way Flow Series
038 Mini Duct
040 Slim Duct
042 Medium Static Pressure Duct
046 High Static Pressure Duct
048 Big Duct
050 Floor/Ceiling
052 Ceiling
054 Wall Mounted Standard Range Series

SIMULTANEOUS MULTI
056 PRODUCT LINEUP
058 Simultaneous Multi Twin/Triple
060 Simultaneous Multi Twin/Triple/Double Twin

SMALL VRF AIRSTAGE™
062 PRODUCT LINEUP SMALL VRF Outdoor Units
064 AIRSTAGE™ J-IIIL
068 AIRSTAGE™ J-III
072 AIRSTAGE™ J-IIS
076 PRODUCT LINEUP SMALL VRF Indoor Units

Small VRF New Indoor Units
078 Cassette Circular Flow
079 Mini Duct
080 Compact Floor
081 Wall Mounted
084 Indoor Units for SMALL VRF Specifications

OPTIONAL PARTS
088 Optional Parts List
090 Optional Parts List/Function List
092 Others



LIGHT COMMERCIAL
SOLUTIONS



SMALL OFFICES

We have systems suitable for air conditioning in offices on one floor with many rooms such as private rooms and meeting rooms.



HOTELS

Our new Small AIRSTAGE™ VRF outdoor units can be installed quickly and discretely due to their compact size.



SHOPS & RESTAURANTS

If using in shops or restaurants that have many people coming and going, we recommend Simultaneous multi and large pack products that achieve powerful air conditioning with a low noise design.

SMALL OFFICES

Fujitsu General provides perfect total air conditioning systems that take into account energy saving, low noise, comfortable airflow, small room application and Centralized control for small-sized office buildings with many small rooms.

AIRSTAGE™ J-IIIL



Energy saving solution suitable for meeting rooms and business discussion rooms

When there are no people in the room, save operation starts automatically to prevent unnecessary power consumption by linking up with a human sensor and external input/output kit.

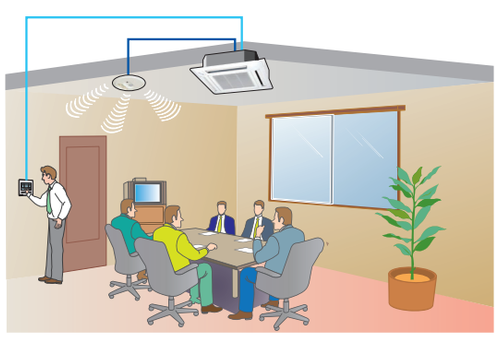

Compact and low noise design outdoor unit

This compact outdoor unit doesn't take up much space even if installed in a machine room or on the rooftop. This unit secures enough static pressure even if there are louvers. Low noise operation is possible at nighttime by a low noise mode.



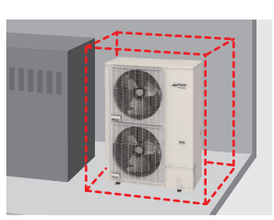



NEW

Small VRF System

Up to 12 HP by compact outdoor unit

Small VRF system is suitable for the buildings with many small rooms. Max. 30 indoor units can be connected.

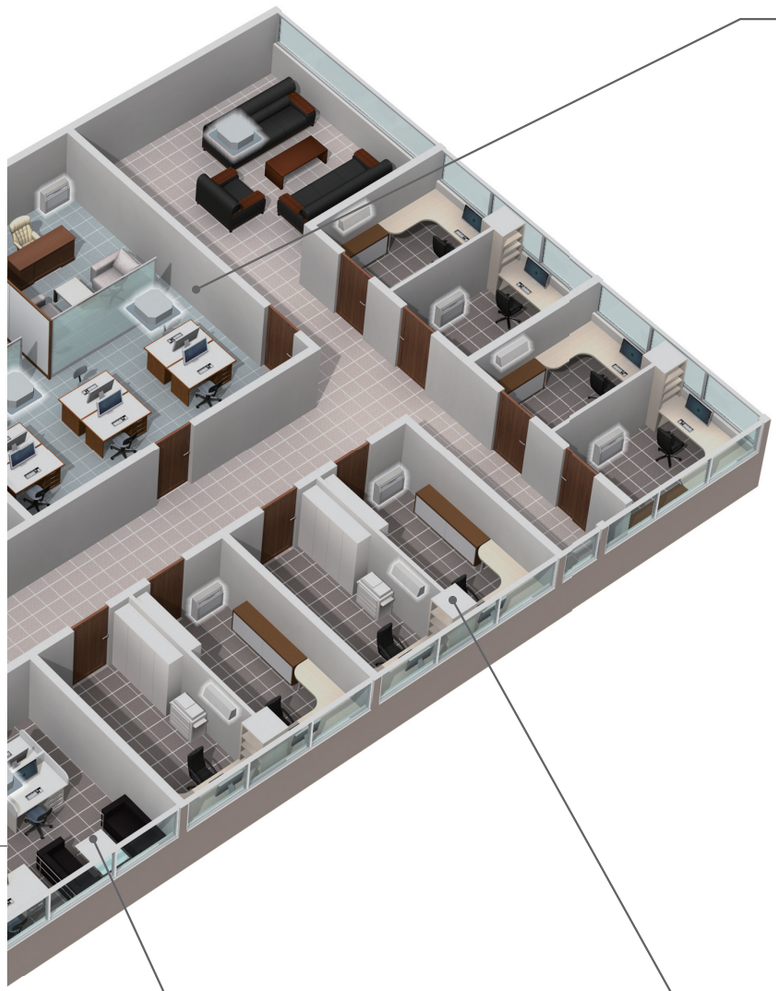

Comfortable office air conditioning without airflow feeling



Circular Airflow Cassette blows out in all directions without temperature unevenness





Individual airflow direction control to prevent people from being exposed to airflow





Energy saving operation when there are no people by linking up with human sensor

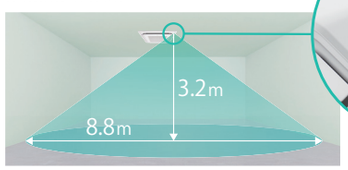



Human sensor (option)

1.1 kW personal air conditioning





Various range of low capacity 1.1 kW indoor units to suit small rooms or spaces.

Centralized control of both air conditioning and lighting

It is possible to perform centralized control to stop the operation of lighting and ventilation equipment in addition to air conditioners. This is useful in energy saving management over the whole building.

System Controller Lite





HOTELS

Fujitsu General provides perfect total air conditioning systems that take into account comfort, energy saving, external appearance, safety and easy installation for small low-rise hotels.

AIRSTAGE™ J-III L

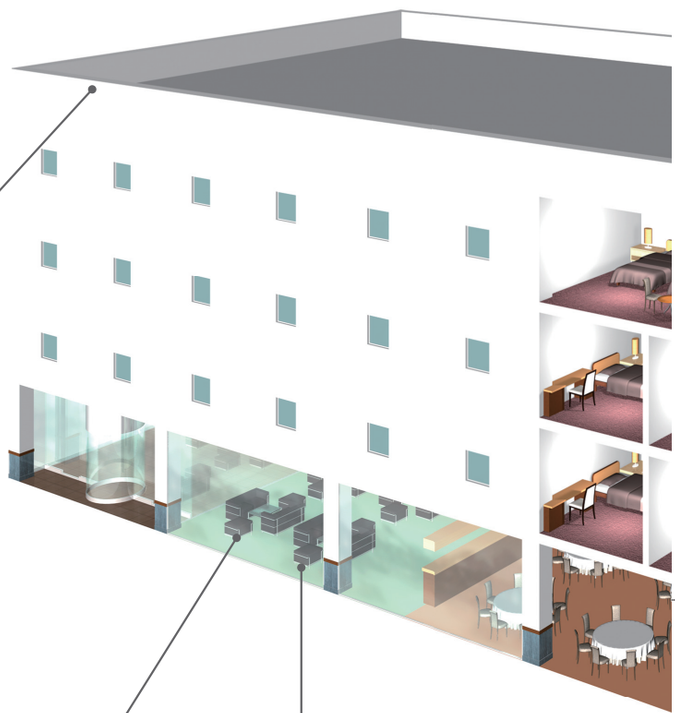

Appearance-oriented compact outdoor unit

Due to the lowest and most compact design in the industry, the appearance of hotel is not damaged even when installed on the building.



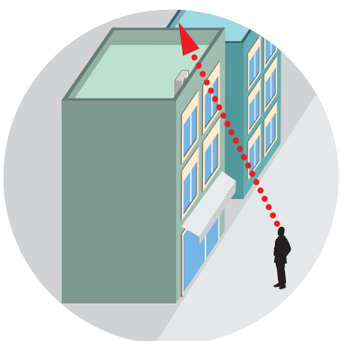

NEW

Small VRF System

Large space air conditioning in the reception and lobby

Ultra-large duct type single split system suitable for large spaces with high ceilings



NEW

Big Duct

Ventilation of the whole hotel supported

Outdoor air processing is essential in hotel spaces with a high degree of airtightness. The DX-Kit can link up with air conditioners to ensure sufficient ventilation. This system can be expanded.



Guest room air conditioning with excellent comfort, energy saving and easy installation

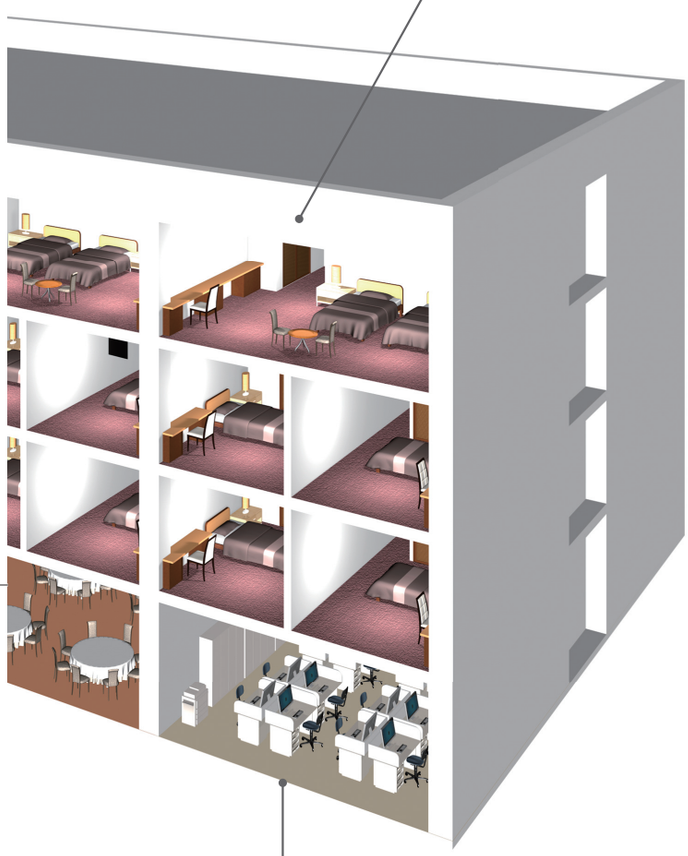

Space saving
Mini duct type with 198 mm height and 450 mm depth. This can be installed in narrow ceiling space easily.



Mini Duct NEW

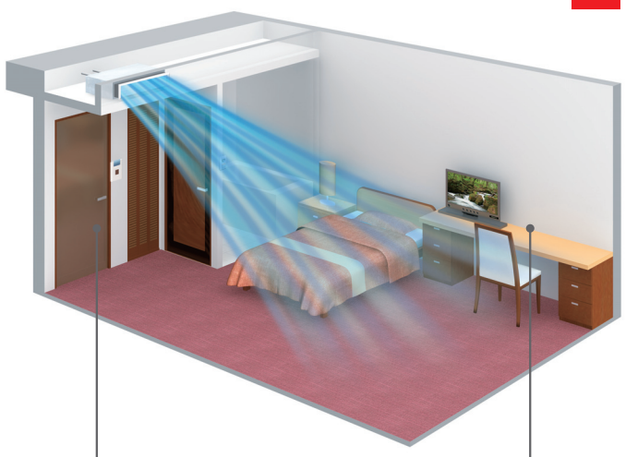

Card key switch available
Using the card key prevents you from forgetting to switch off the air conditioner.

Comfortable airflow that switches up and down air directions
The Auto Louver Grille Kit achieves comfortable airflow by adjusting the air direction.



Use of an external connect switch



NEW

Simple Remote Controller with sophisticated design

Centralized control of air conditioning in shared spaces

Air conditioning in shared spaces such as lobbies and hallways is controlled centrally. Temperature and operating conditions can be managed without the adjustment by guests.



System controller



Safety measures

Refrigerant leak detection system is provided. This system detects a refrigerant leak and then sounds an alarm to shut off the leakage.



- Emergency stop in the event of an emergency
- Emergency stop function for each refrigerant system (VRF system)

SHOPS, RESTAURANT & COMPLEX BUILDING

Fujitsu General provides perfect total air conditioning systems that offer smooth support by tenant, by purpose and by customer visit frequency in shops and restaurants with multiple lighting and a high density of customers.

Small VRF system



NEW



Big Duct

Appropriate air conditioning in the atrium space

Appropriate air conditioning of the high ceiling and glass-sided atrium space with a large duct system

SINGLE SPLIT for RESTAURANT

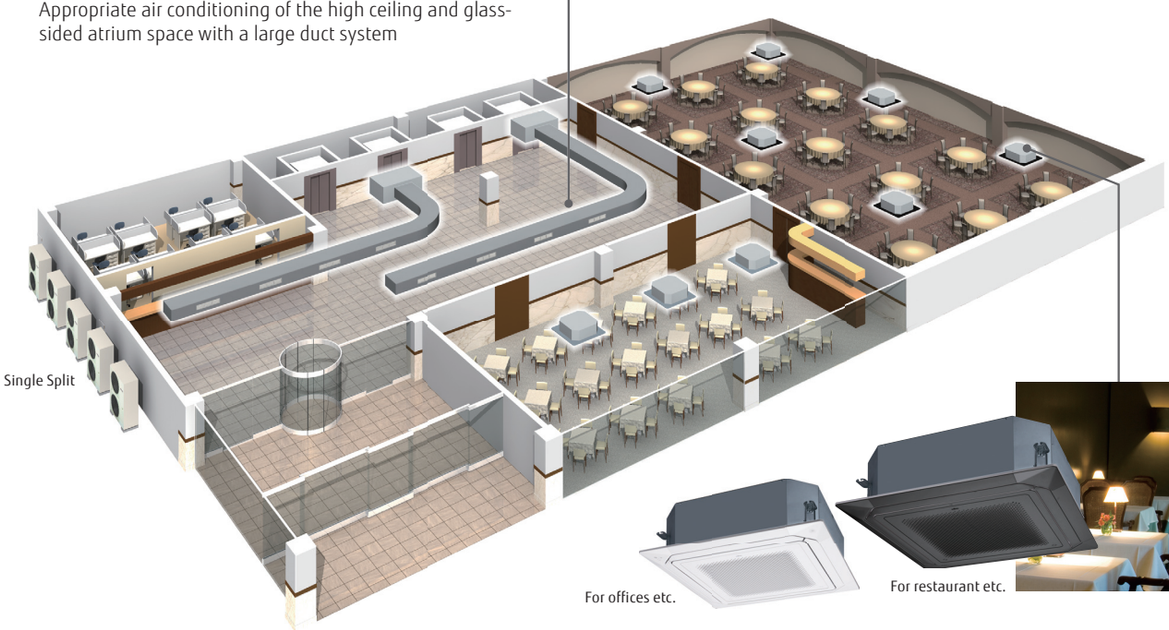

Single Split

For offices etc.

For restaurant etc.

Color variations by two panels

Both black and white panels are available for Cassette type. Black panel is suitable for the dark place such as a restaurant with atmosphere. White panel is usually used at bright areas such as offices.
(Available to single split and VRF indoor units)



NEW

LAN
or Wireless
LAN



Tablet



PC



Centralized control of air conditioning for all tenants

Centralized control with simple touch panel operation of scheduled operation by tenant, centralized control and electricity charge apportionment



Remote monitoring of air conditioning

SMALL VRF AIRSTAGE™ for COMPLEX BUILDING



J-IIS J-III J-IIIL

SIMULTANEOUS MULTI for SHOPS

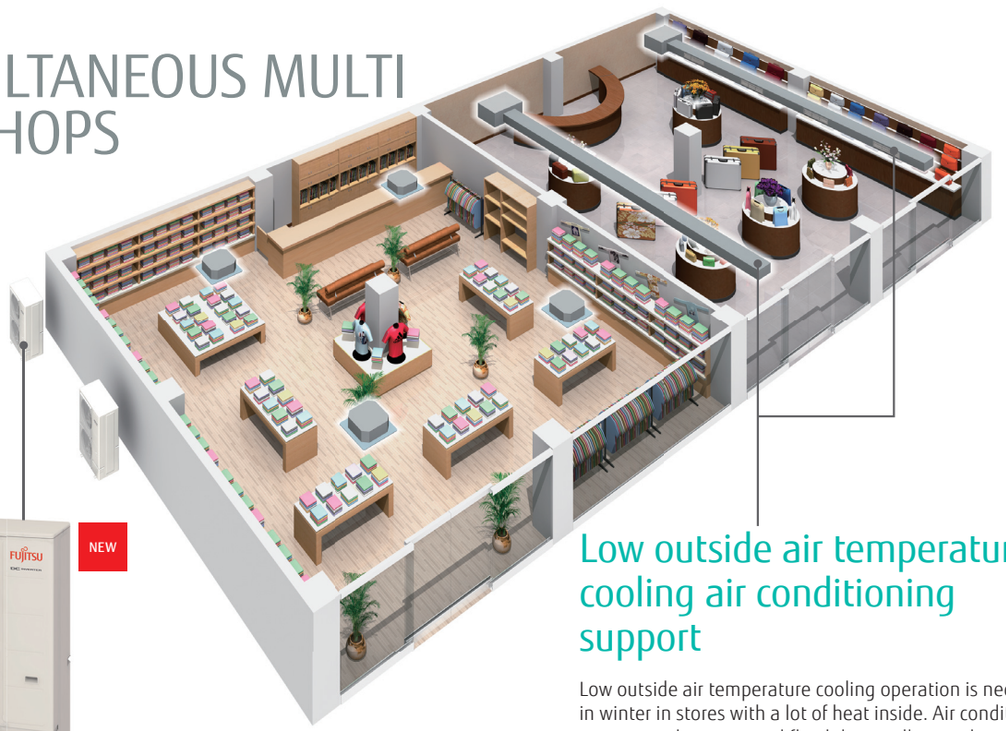



NEW

72-90 Simultaneous Multi

Space saving installation

Simultaneous multi type can connect up to four air indoor units. This large capacity model makes large spaces comfortable simultaneously. Furthermore, this is top class compact outdoor unit in the industry

Low outside air temperature cooling air conditioning support

Low outside air temperature cooling operation is necessary in winter in stores with a lot of heat inside. Air conditioning system can be supported flexibility to allow cooling operation at -15°C



30-150 Pa Medium Static Pressure Duct

CORE TECHNOLOGY

High Energy Saving

High efficiency design with top class SEER/SCOP



Large heat exchanger | DC Fan motor | Subcool heat exchanger



AIRSTAGE™ J-IIIL

Human sensor control

Motion sensor save operation catches the movements of people for wide area and operation stop is also judged automatically.

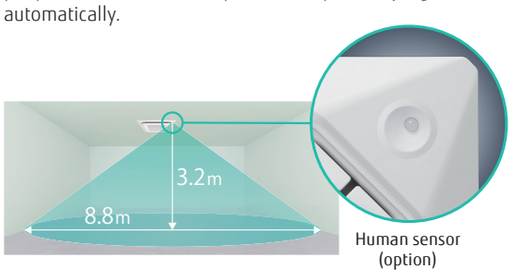

Human sensor (option)

More Comfort

Uniform air conditioning

Circular airflow to achieve uniform air conditioning without temperature unevenness in workspaces



Quiet design

Duct type

Low noise duct structure with a built-in air stabilizer

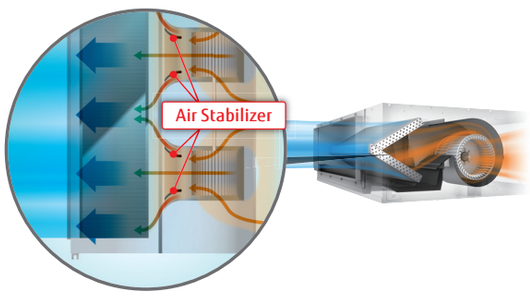

Outdoor unit Fan

Outdoor unit fan design with little separation vortex, fan control to minimize the air volume and top class low noise

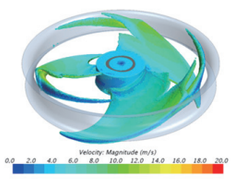

Low ambient operation

Refrigeration cycle technology allows cooling operation even at -15°C.



Installation Flexibility

AIRSTAGE™
Small VRF Compact Outdoor Unit



J-IIS J-III J-IIIL

Top class Compact design

Compact outdoor unit can be attained at the top class in the industry by optimal airflow structure design. (Up to 12 HP)

Designed for low refrigerant charge

Optimal design of indoor unit and outdoor unit reduces the refrigerant volume and special support is not required even when installing in a small room of about 15 m².



Long piping design

Piping design suitable for long, narrow office buildings with a difference in height and low-rise shops with depth

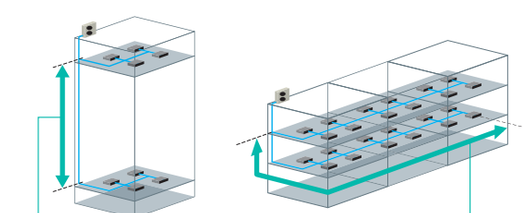

(AIRSTAGE™ J-IIIL series)

Various optional parts

- Intake fresh air with our Fresh Air Intake kit
- Comfortable temperature control with a remote sensor
- Operation by linking up to ventilation equipment and air handling unit with the DX-Kit





Fresh Air Intake kit EEV unit Control unit



SPLIT
For Light Commercial



SPLIT

028 PRODUCT LINEUP
030 Feature Explanation & Summary
032 Cassette Compact 4-way Flow Series
034 Cassette Circular Flow Series
036 Cassette 4-way Flow Series
038 Mini Duct
040 Slim Duct
042 Medium Static Pressure Duct
046 High Static Pressure Duct
048 Big Duct
050 Floor/Ceiling
052 Ceiling
054 Wall Mounted Standard Range Series

SPLIT Indoor Units

Type	Series	BTU 12	BTU 14	BTU 18	BTU 24
Cassette Page 032~	Compact 4-way Flow Series Compact & Comfort Page 032	 AUYG12LVLB	 AUYG14LVLB	 AUYG18LVLB	 AUYG24LVLA
	Circular Flow Series Comfort for Large Room Page 034			 AUXG18LRLB	 AUXG24LRLB
	4-way Flow Series Comfort for Large Room Page 036				
Duct Page 038~	NEW Mini Duct Page 038	 ARYG12LSLAP*	 ARYG14LSLAP*	 ARYG18LSLAP*	
	Slim Duct Page 040	 ARYG12LLTB	 ARYG14LLTB	 ARYG18LLTB	
	Medium Static Pressure Duct Compact & Comfort Page 042	 ARYG12LHTBP	 ARYG14LHTBP	 ARYG18LHTBP	 ARYG24LHTBP
	Medium Static Pressure Duct Standard Page 044				 ARYG24LMLA
	High Static Pressure Duct Page 046				
	NEW Big Duct Page 048				
Floor/Ceiling Comfort & Dual Design Page 050				 ABYG18LVTB	 ABYG24LVTA
Ceiling Comfort for Large Room Page 052					
Wall Mounted Page 054	Standard Range Series New Design & Large Capacity				

FUJITSU GENERAL (Euro) GmbH participates in the ECP programme for AIR CONDITIONERS. Check ongoing validity of certificate: www.eurovent-certification.com or using www.certiflash.com
* Models so marked are not ECC certified.

BTU							
	30	36	45	54	60	72	90
	 AUXG30LRLB	 AUXG36LRLB	 AUXG45LRLB	 AUXG54LRLB			
	 AUYG30LRLE	 AUYG36LRLE AUYG36LRLA	 AUYG45LRLA	 AUYG54LRLA			
	 ARYG30LHTBP	 ARYG36LHTBP	 ARYG45LHTBP	 ARYG54LHTBP			
	 ARYG30LMLE	 ARYG36LMLE ARYG36LMLA	 ARYG45LMLA				
			 ARYG45LHTA	 ARYG54LHTA	 ARYG60LHTA		
						 ARYG72LHTA*	 ARYG90LHTA*
	 ABYG30LRTE	 ABYG36LRTE ABYG36LRTA	 ABYG45LRTA	 ABYG54LRTA			
	 ASYG30LMTA	 ASYG36LMTA					

SPLIT and MULTI SPLIT Feature Explanation

Energy Saving Function



Save human sensor
Human sensor detects the movement of people in the room and judges whether the energy saving operation.



Save & Stop human sensor
Human sensor (option) detects movement of people in the room and decides whether to save energy or stop the unit.



Economy mode
Thermostat setting automatically changes according to the temperature to avoid unnecessary cooling and heating.



Room temperature set point limitation
The minimum and maximum temperature range can be set giving further energy saving while considering the comfort of the occupants.



Set temperature auto return
The setting temperature automatically returns to the previously set temperature.

Comfortable Function



Server room operation
Interlock operation is possible by connecting 2 indoor units even in the low temperature.



Powerful mode
Operation at maximum air flow and compressor speed, and quickly makes the room comfortable.



10°C HEAT operation
The room temperature can be set to go no lower than 10°C, thus ensuring that the room does not get too cold when not occupied.



Low noise mode
Sound noise level of outdoor unit can be selected.



Auto-changeover
The unit automatically switches between heating and cooling modes based on your temperature setting and the room temperature.



Up/down swing flaps
The up/down flaps automatically swing up and down.



Double swing automatic
Complex swing action of flaps enables automatically to swing both horizontal and vertical directions.



Automatic fan speed
The micro-computer automatically adjusts the airflow effectively to follow the changes of room temperature.



Auto restart
In the event of a temporary power failure, the air conditioner will automatically restart in the same operating mode as before, once power supply is restored.



Connectable fresh air duct
Outside air can be introduced by attaching Locally purchased duct to fresh air knockout and optional part.



Fresh air intake
Fresh air can be taken in by a fan which can be connected using external control unit.



Connectable distributing duct
Systems are capable of attaching Locally purchased branch ducts distributing the airflow.



Individual airflow direction control
Each louver of 4-way Cassette type can be controlled individually and provides comfortable airflow.

Convenient Function



Auto off timer
Automatically stops operation when a fixed time has elapsed from the start of operation.



Sleep timer
The micro-computer gradually changes the room temperature automatically to afford a comfortable night's sleep.



Program timer
This digital timer allows selection of one of four options:
ON, OFF, ON » OFF or OFF « ON.



Weekly timer
Different ON-OFF times can be set for each day.



Weekly + setback timer
Weekly + Setback timer can set temperature for two times spans and for each day of the week.



Filter sign
Indicates the filter cleaning period by lamp.



External error output



External ON/OFF input



Wireless LAN control
The exclusive Wi-Fi adaptor enables to operate the air conditioner by smartphone or tablet PC from outside.

Clean Function



Ion deodorization filter
The filter deodorizes by powerfully decomposing absorbed odors using the oxidizing and reducing effects of ions generated by the ultra-fine-particle ceramic.



Apple-catechin filter
The Apple-catechin filter uses static electricity to clean fine particles and dust in the air.



Washable panel
Since the front panel is easy to remove, maintenance is also easy.



Long life filter

Installation



Automatic airflow adjustment
Automatically detects required airflow in each application case and adjusts the volume.



Drain pump as standard



Blue fin



All DC models



i-PAM control models
i-PAM inverter control is a technology which reduces loss by adjusting the current waveform to a better sine waveform.



V-PAM control models
V-PAM inverter control reduces the effects of magnetic flux and increases the maximum speed and efficiency of the compressor by vector control technology.

SPLIT and MULTI SPLIT Feature Summary

Type		Cassette			Duct						Floor/ Ceiling	Ceiling	Wall Mounted
		Compact 4-way Flow	Circular Flow	4-way Flow	Mini	Slim	Medium Static Pressure		High Static Pressure	Big			
Model No.		AUYG12/14/18LVLB, AUYG22/24LVLA	AUXG18/24/30/36/45/54LRLB	AUYG30/36LRLE, AUYG36/45/54LRLA	ARYG 12/14/18LSLAP	ARYG 12/14/18LLTB	ARYG12/14/18/24/30/36/45/54LHTBP	ARYG22/24/36/45LMLA, ARYG30/36LMLE	ARYG45/54/60LHTA	ARYG72/90LHTA	ABYG18LVTB, ABYG22/24LVTA	ABYG30/36LRTE, ABYG36/45/54LRTA	ASYG30/36LMTA
Energy Saving Function	Save human sensor												●
	Save & Stop human sensor		○										
	Economy mode	●	●	●	●	●	●	●	●	●	●	●	●
	Room temperature set point limitation	○	●	○	●	○	●	○	○	●	○	○	○
	Set temperature auto return	○	●	○	●	○	●	○	○	●	○	○	○
Convenient Function	Server room operation												●
	Powerful mode												●
	10°C HEAT operation	●	○	○	○	○	○	○	○ (60)	○	●	●	●
	Low noise mode		○ (45/54)				○ (45/54)	○ (45)(36LMLA)	○	○		○ (45/54)(36LRTA)	●
	Auto-changeover	●	●	●	●	●	●	●	●	●	●	●	●
	Up/down swing flaps	●	●	●	○	○							
	Double swing automatic										●	●	●
	Automatic fan speed	●	●	●	●	●	●	●	●	●	●	●	●
	Auto restart	●	●	●	●	●	●	●	●	●	●	●	●
	Connectable fresh air duct	○	●	●			●	●				●	
	Fresh air intake	○	○	○		○	○	○	○	○		○	
	Connectable distributing duct		●	●				●					
	Individual airflow direction control		●										
Convenient Function	Auto off timer	○	●	○	●	○	●	○	○	●	○	○	○
	Sleep timer	●	○	○	○	○	○	○	○ (60)	○	●	●	●
	Program timer	●	○	○	○	○	○	○	○ (60)	○	●	●	●
	Weekly timer		●		●		●			●			●
	Weekly + setback timer	○		●		●		●	●		○	○	○
	Filter sign	●	●	●	●	●	●	●	●	●	●	●	●
	External error output		○		○		○			○			○
	External ON/OFF input	○	●	○	●	○	●	○	○	●	○	○	○
	Wireless LAN control	○	○	○	○	○	○	○	○	○	○	○	○
Clean Function	Ion deodorization filter												●
	Apple-catechin filter												●
	Washable panel												●
	Long life filter						○	○	○ (60)	○			
Installation	Automatic airflow adjustment						●			●			
	Drain pump as standard	●	●	●	●	●	●	○				○	
	Blue fin		● (30/36/45/54)	● (45/54)			● (30/36/45/54)		●	●		● (45)	●

○: Optional function

Compact Cassette 4-way Flow Compact & Comfort



Features

2-stage turbo fan

High efficiency design by 2 stage structure

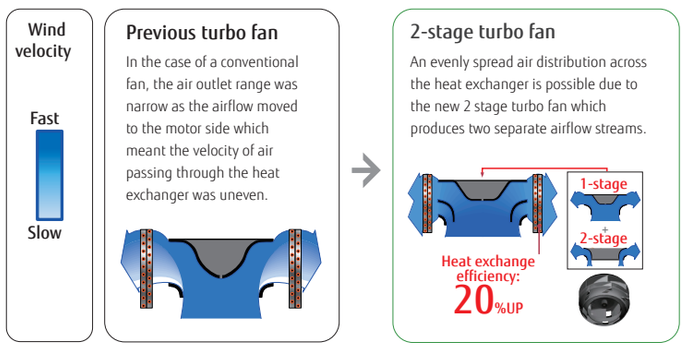

Quiet quality

Optimized wing form (laminar wing type) and wing number (7 blades each)

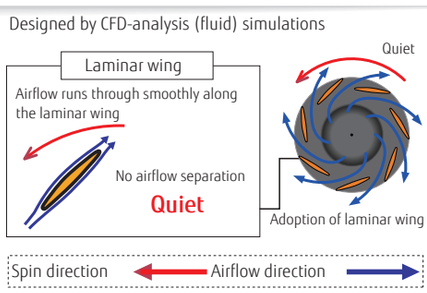

Improvement of the airflow distribution

New louver: The louver design distributes air leaving a space between the chassis and the ceiling allowing far and wide airflow distribution.

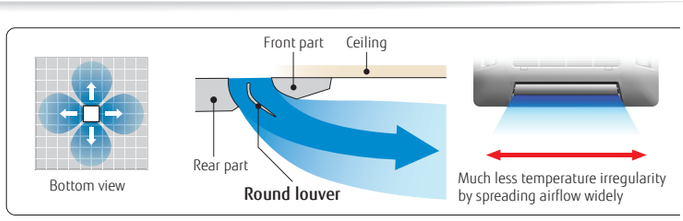

Low ambient operation

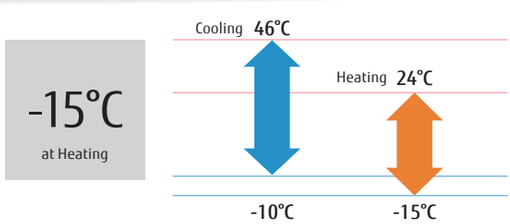

Model : AUYG12LVLB / AUYG14LVLB / AUYG18LVLB / AUYG24LVLA





Wireless R.C.



For AUYG12/14/18LVLB



For AUYG24LVLA

Specifications

Model No.	Indoor unit			AUYG12LVLB	AUYG14LVLB	AUYG18LVLB	AUYG24LVLA
	Outdoor unit			AOYG12LALL	AOYG14LALL	AOYG18LALL	AOYG24LALA
Power Source				Single-phase, ~230V, 50Hz			
Capacity	Cooling		kW	3.5 (0.9-4.4)	4.3 (0.9-5.4)	5.2 (0.9-5.9)	6.8 (0.9-8.0)
	Heating			4.1 (0.9-5.7)	5.0 (0.9-6.5)	6.0 (0.9-7.5)	8.0 (0.9-9.1)
Input Power	Cooling/Heating		kW	1.05/1.11	1.33/1.34	1.62/1.66	2.21/2.26
EER	Cooling		W/W	3.33	3.21	3.21	3.08
COP	Heating			3.69	3.71	3.61	3.54
Pdesign	Cooling/Heating(-10°C)		kW	3.5/4.2	4.3/4.5	5.2/5.2	6.8/6.0
SEER	Cooling		W/W	6.20	6.40	6.20	5.60
SCOP	Heating (Average)			4.10	4.40	4.20	3.90
Energy Efficiency Class	Cooling			A++	A++	A++	A+
	Heating (Average)			A+	A+	A+	A
Max. Operating Current	Cooling/Heating		A	7.5/10.0	9.0/12.5	9.0/12.5	12.0/13.5
Annual Energy Consumption	Cooling		kWh/a	198	235	293	425
	Heating			1431	1432	1731	2151
Moisture Removal			l/h	1.2	1.5	2.2	2.7
Sound Pressure Level	Indoor (Cooling)	H/M/L/Q	dB(A)	37/34/30/27	38/34/30/27	38/34/30/26	49/44/36/30
	Indoor (Heating)	H/M/L/Q		37/34/31/29	43/38/34/30	43/38/34/30	49/45/40/33
	Outdoor(Cooling/Heating)	High		47/48	49/49	50/50	52/53
Sound Power Level	Indoor(Cooling/Heating)	High		49/49	50/55	50/55	59/61
	Outdoor(Cooling/Heating)	High		61/63	62/64	62/65	67/70
Airflow Rate	Indoor / Outdoor	High	m^3/h	600/1780	680/1910	680/2000	930/2470
Net Dimensions H x W x D Weight	Indoor		mm	245×570×570	245×570×570	245×570×570	245×570×570
			kg(lbs)	15 (33)	15 (33)	15 (33)	16 (35)
	Outdoor		mm	578×790×300	578×790×300	578×790×300	578×790×315
			kg(lbs)	40 (88)	40 (88)	40 (88)	44 (97)
Connection Pipe Diameter (Liquid / Gas)			mm	6.35/9.52	6.35/12.70	6.35/12.70	6.35/15.88
Drain hose Diameter (I.D./O.D.)				25/32	25/32	25/32	25/32
Max Pipe Length (Pre-Charge)			m	25 (15)	25 (15)	25 (15)	30 (15)
Max Height Difference				15	15	15	20
Operation Range	Cooling		°CDB	-10 to 46	-10 to 46	-10 to 46	-10 to 46
	Heating			-15 to 24	-15 to 24	-15 to 24	-15 to 24
Refrigerant	Type (Global Warming Potential)			R410A (2,088)	R410A (2,088)	R410A (2,088)	R410A (2,088)
	Charge		kg(CO2eq-T)	1.15 (2.4)	1.25 (2.6)	1.25 (2.6)	1.70 (3.5)
Cassette Grille	Model name			UTG-UFYD-W	UTG-UFYD-W	UTG-UFYD-W	UTG-UFYD-W
	Dimensions (H × W × D)		mm	49×700×700	49×700×700	49×700×700	49×700×700
	Weight		kg(lbs)	2.6 (6)	2.6 (6)	2.6 (6)	2.6 (6)

Optional parts

Air Outlet Shutter Plate: UTR-YDZB

Wired Remote Controller: UTY-RNNYM, UTY-RVNYM

Simple Remote Controller: UTY-RSNYM

Insulation Kit For High Humidity: UTZ-KXGC

Fresh Air Intake Kit: UTZ-VXAA

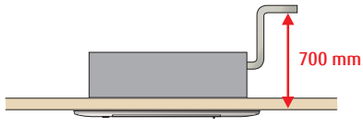

Dimensions

(Unit : mm)

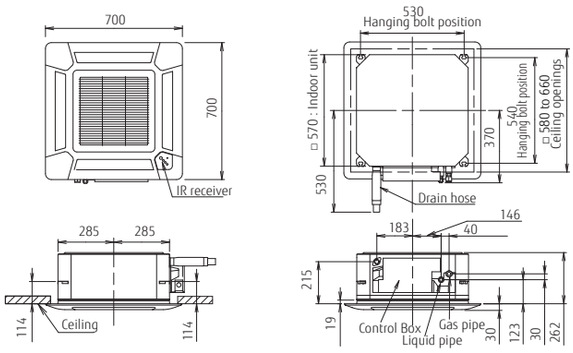

Cassette Circular Flow Comfort for large room



Features

Unique Circular Flow design

New Cassette type realizes Circular Flow to blow large airflow in 360° direction by mounting high performance DC fan motor, new turbo fan and unique seamless airflow louver design.





Individual louver control

Each louver can be set individually by Touch Panel Wired Remote Controller to enjoy the comfort of different directional airflows according to various room layouts.

*Touch Panel Wired RC (UTY-RNRYZ2)only



Comfortable air conditioning by preventing direct blowing of cold air and by providing swinging air flow simultaneously.

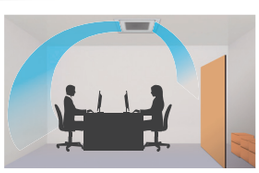

Efficient air conditioning based on the room layout

Human sensor increases more energy saving

Energy saving operation starts automatically by detecting the motion of a person. 2 modes of save operation mode and stop mode can be selected.



Human sensor (Option)

2 modes can be selected.

Auto saving	Power is saved while people are away.
Auto OFF	Operation stops after people go out.

*Touch Panel Wired RC (UTY-RNRYZ2) only

Various Cassette Grille

Both black and white color grilles are available. There are three types, white color grille with Remote Controller, only white color grille and only black color grille.
Possible to choose according to the atmosphere and the use of the room.



UTG-UKYA-W
White Color Grille
With touch panel wired remote controller





UTG-UKYA-B
Black Color Grille



UTG-UKYC-W
White Color Grille

Model: AUXG18LRLB / AUXG24LRLB
AUXG30LRLB / AUXG36LRLB / AUXG45LRLB / AUXG54LRLB



AUXG18/24LRLB



AUXG30/36/45/54LRLB



Touch Panel Wired R.C.



For AUXG18/24LRLB



For AUXG30/36LRLB



For AUXG45/54LRLB

Specifications

Model No.	Indoor unit			AUXG18LRLB	AUXG24LRLB	AUXG30LRLB	AUXG36LRLB	AUXG45LRLB	AUXG54LRLB
	Outdoor unit			AOYG18LBCA	AOYG24LBCA	AOYG30LBTA	AOYG36LBTA	AOYG45LBTA	AOYG54LBTA
Power Source				Single-phase, ~230V, 50Hz					
Capacity	Cooling		kW	5.2 (0.9-6.5)	6.8 (0.9-8.0)	8.5 (2.8-10.0)	9.5 (2.8-11.2)	12.5 (4.0-14.0)	13.3 (4.5-14.5)
	Heating			6.0 (0.9-8.0)	7.8 (0.9-9.1)	10.0 (2.7-11.2)	10.8 (2.7-12.7)	14.0 (4.2-16.2)	15.8 (4.7-16.5)
Input Power	Cooling/Heating		kW	1.42/1.50	2.16/2.18	2.56/2.77	2.96/2.91	3.85/3.73	4.38/4.58
EER	Cooling		W/W	3.66	3.15	3.32	3.21	3.25	3.04
COP	Heating			4.00	3.58	3.61	3.71	3.75	3.45
Pdesign	Cooling/Heating(-10°C)		kW	5.2/4.3	6.8/6.0	8.5/8.0	9.5/8.7	-	-
SEER	Cooling		W/W	7.05	6.60	6.70	6.40	-	-
SCOP	Heating (Average)			4.40	4.20	4.30	4.30	-	-
Energy Efficiency Class	Cooling			A++	A++	A++	A++	-	-
	Heating (Average)			A+	A+	A+	A+	-	-
Max. Operating Current	Cooling/Heating		A	10.0/13.5	13.5/18.5	17.0/17.0	20.0/20.0	20.5/20.5	21.5/21.5
Annual Energy Consumption	Cooling		kWh/a	258	361	444	519	-	-
	Heating			1367	1999	2604	2833	-	-
Moisture Removal			l/h	2.2	2.7	2.5	3.3	4.5	5.0
Sound Pressure Level	Indoor (Cooling)	H/M/L/Q	dB(A)	33/32/31/28	35/33/32/29	40/38/36/33	44/41/38/34	46/42/39/35	47/43/40/36
	Indoor (Heating)	H/M/L/Q		33/32/31/28	35/33/32/29	40/38/36/33	44/41/38/34	46/42/39/35	47/43/40/36
	Outdoor(Cooling/Heating)	High		51/50	55/56	53/55	54/55	55/55	55/57
Sound Power Level	Indoor(Cooling/Heating)	High		47/47	49/49	54/54	58/58	60/60	61/61
	Outdoor(Cooling/Heating)	High		64/62	68/68	67/69	68/70	68/68	69/71
Airflow Rate	Indoor / Outdoor	High	m^3/h	1050/1900	1150/2460	1600/3600	1900/3800	2000/6750	2100/6750
Net Dimensions H x W x D	Indoor		mm	246×840×840	246×840×840	288×840×840	288×840×840	288×840×840	288×840×840
Weight			kg(lbs)	24 (53)	24 (53)	26 (57)	26 (57)	29 (64)	29 (64)
	Outdoor		mm	620×790×290	620×790×290	830×900×330	830×900×330	1290×900×330	1290×900×330
			kg(lbs)	41 (90)	41 (90)	61 (134)	61 (134)	86 (189)	86 (189)
Connection Pipe Diameter (Liquid / Gas)			mm	6.35/12.7	6.35/15.88	9.52/15.88	9.52/15.88	9.52/15.88	9.52/15.88
Drain hose Diameter (I.D./O.D.)				25/32	25/32	25/32	25/32	25/32	25/32
Max Pipe Length (Pre-Charge)			m	30 (15)	30 (15)	50 (20)	50 (20)	50 (20)	50 (20)
Max Height Difference				20	20	30	30	30	30
Operation Range	Cooling		°CDB	-15 to 46	-15 to 46	-15 to 46	-15 to 46	-15 to 46	-15 to 46
	Heating			-15 to 24	-15 to 24	-15 to 24	-15 to 24	-15 to 24	-15 to 24
Refrigerant	Type (Global Warming Potential)			R410A (2,088)	R410A (2,088)	R410A (2,088)	R410A (2,088)	R410A (2,088)	R410A (2,088)
	Charge		kg(CO2eq-T)	1.80 (3.8)	1.80 (3.8)	2.10 (4.4)	2.10 (4.4)	3.35 (7.0)	3.35 (7.0)
Cassette Grille	Variation			UTG-UKYA-W: White Color with touch panel wired remote controller UTG-UKYC-W: White Color / UTG-UKYA-B*1: Black Color					
	Dimensions (H × W × D)		mm	53×950×950	53×950×950	53×950×950	53×950×950	53×950×950	53×950×950
	Weight		kg(lbs)	6.0 (13)	6.0 (13)	6.0 (13)	6.0 (13)	6.0 (13)	6.0 (13)

*1: IR Receiver kit and human sensor kit cannot be connected.

Optional parts

Wired Remote Controller:	UTY-RNRYZ2, UTY-RVNYM, UTY-RLRY, UTY-RNNYM	Air Outlet Shutter Plate:	UTR-YDZK
		Insulation Kit For High Humidity:	UTZ-KXRA
Simple Remote Controller:	UTY-RSNYM, UTY-RSRY	Flesh Air Intake Kit:	UTZ-VXRA
IR Receiver Kit:	UTY-LBTYC	External input and output PCB (with box):	UTY-XCSX + UTZ-GXRA
Human Sensor Kit:	UTY-SHZXC	External connect kit:	UTY-XWZXZG, UTY-XWZXZ3
Wide Panel:	UTG-AKXA-W	Cassette Grille :	UTG-UKYA-W, UTG-UKYA-B, UTG-UKYC-W
Panel Spacer:	UTG-BKXA-W		

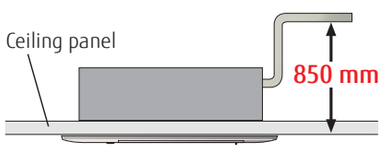

Dimensions

(Unit : mm)

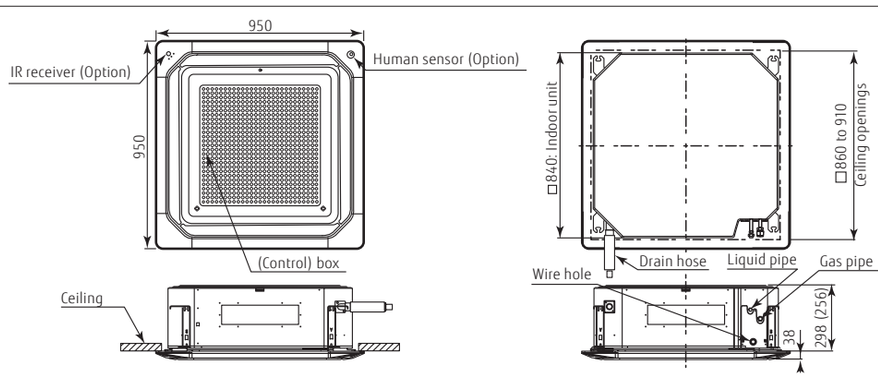

( ): AUXG18/24LRLB

Cassette 4-way Flow Comfort for large room



Features

High efficiency turbo fan with 3-dimensional blade

Previous turbo fan: Air passing through the heat exchanger was uneven and the air would only flow close to the ceiling.

New turbo fan: High efficiency airflow distribution has been achieved by the introduction of a 3 dimensional blade which increases the air passing over the heat exchanger.

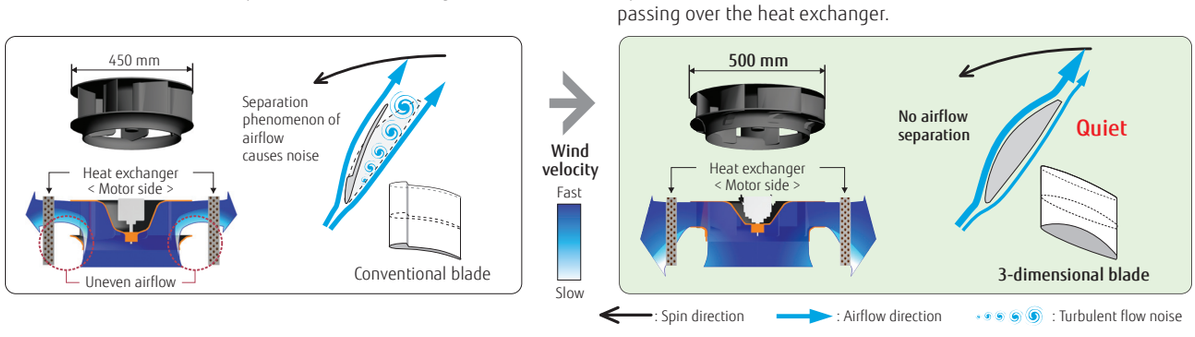

Improvement of the airflow distribution

New louver: The louver design distributes air leaving a space between the chassis and the ceiling allowing far and wide airflow distribution.

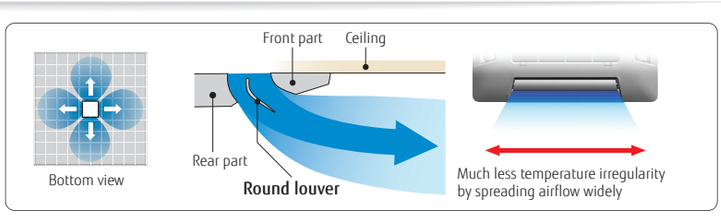

Adjustment of hanger position is possible after installation

Hanging bracket can be checked directly by removing the corner cover. Hanging position can be arranged easily.

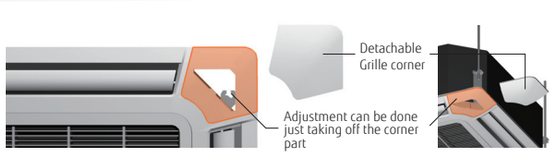

Low ambient operation

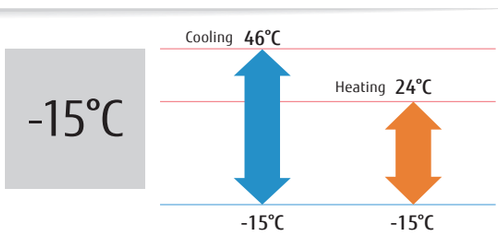

Model : AUYG30LRLE / AUYG36LRLE / AUYG45LRLA / AUYG54LRLA / AUYG36LRLA [3phase] / AUYG45LRLA [3phase] / AUYG54LRLA [3phase]





Wired R.C.



For AUYG30/36LRLE



For AUYG36/45/54LRLA

Specifications

Model No.	Indoor unit			AUYG30LRLE	AUYG36LRLE	AUYG45LRLA	AUYG54LRLA	AUYG36LRLA	AUYG45LRLA	AUYG54LRLA
	Outdoor unit			AOYG30LETL	AOYG36LETL	AOYG45LETL	AOYG54LETL	AOYG36LATT	AOYG45LATT	AOYG54LATT
Power Source				Single-phase, ~230V, 50Hz				3-phase, ~400V, 50Hz		
Capacity	Cooling		kW	8.5 (2.8-10.0)	10.0 (2.8-11.2)	12.5 (4.0-14.0)	13.3 (4.5-14.5)	10.0 (4.7-11.4)	12.5 (5.0-14.0)	14.0 (5.4-16.0)
	Heating			10.0 (2.7-11.2)	11.2 (2.7-12.7)	14.0 (4.2-16.2)	16.0 (4.7-16.5)	11.2 (5.0-14.0)	14.0 (5.4-16.2)	16.0 (5.8-18.0)
Input Power	Cooling/Heating		kW	2.65/2.77	3.12/3.02	3.88/3.77	4.42/4.69	2.44/2.56	3.54/3.58	4.36/4.43
EER	Cooling		W/W	3.21	3.21	3.22	3.01	4.10	3.53	3.21
COP	Heating			3.61	3.71	3.71	3.41	4.38	3.91	3.61
Pdesign	Cooling/Heating(-10°C)		kW	8.5/8.0	10.0/8.7	-	-	10.0/10.0	-	-
SEER	Cooling		W/W	6.50	6.30	-	-	6.50	-	-
SCOP	Heating (Average)			4.30	4.20	-	-	4.30	-	-
Energy Efficiency Class	Cooling			A++	A++	-	-	A++	-	-
	Heating (Average)			A+	A+	-	-	A+	-	-
Max. Operating Current	Cooling/Heating		A	17.0/17.0	18.5/20.0	20.5/20.5	21.5/21.5	7.9/7.9	8.9/8.9	9.9/9.9
Annual Energy Consumption	Cooling		kWh/a	458	555	-	-	538	-	-
	Heating			2604	2897	-	-	3253	-	-
Moisture Removal			l/h	2.5	3.5	4.5	5.0	3.0	4.5	5.0
Sound Pressure Level	Indoor (Cooling)	H/M/L/Q	dB(A)	40/38/36/32	43/38/36/32	46/42/40/36	47/43/41/37	44/39/36/33	46/42/40/36	47/43/41/37
	Indoor (Heating)	H/M/L/Q		40/38/36/32	43/38/36/32	46/42/40/36	47/43/41/37	44/39/36/33	46/42/40/36	47/43/41/37
	Outdoor(Cooling/Heating)	High		53/55	54/55	55/55	55/57	51/53	54/54	55/56
Sound Power Level	Indoor(Cooling/Heating)	High		54/54	57/57	-	-	58/58	-	-
	Outdoor(Cooling/Heating)	High		68/69	69/70	-	-	67/69	-	-
Airflow Rate	Indoor / Outdoor	High	m^3/h	1600/3600	1800/3800	1900/6750	2000/6750	1800/6200	1900/6750	2000/6900
Net Dimensions H x W x D	Indoor		mm	288x840x840	288x840x840	288x840x840	288x840x840	288x840x840	288x840x840	288x840x840
Weight			kg(lbs)	26 (57)	26 (57)	26 (57)	26 (57)	26 (57)	26 (57)	26 (57)
Net Dimensions H x W x D	Outdoor		mm	830×900×330	830×900×330	1290×900×330	1290×900×330	1290×900×330	1290×900×330	1290×900×330
Weight			kg(lbs)	61 (135)	61 (135)	86 (190)	86 (190)	104 (229)	104 (229)	104 (229)
Connection Pipe Diameter (Liquid / Gas)			mm	9.52/15.88	9.52/15.88	9.52/15.88	9.52/15.88	9.52/15.88	9.52/15.88	9.52/15.88
Drain hose Diameter (I.D./O.D.)				25.0/32.0	25.0/32.0	25.0/32.0	25.0/32.0	25.0/32.0	25.0/32.0	25.0/32.0
Max Pipe Length (Pre-Charge)			m	50 (20)	50 (20)	50 (20)	50 (20)	75 (30)	75 (30)	75 (30)
Max Height Difference				30	30	30	30	30	30	30
Operation Range	Cooling		°CDB	-15 to 46	-15 to 46	-15 to 46	-15 to 46	-15 to 46	-15 to 46	-15 to 46
	Heating			-15 to 24	-15 to 24	-15 to 24	-15 to 24	-15 to 24	-15 to 24	-15 to 24
Refrigerant	Type (Global Warming Potential)			R410A (2,088)	R410A (2,088)	R410A (2,088)	R410A (2,088)	R410A (2,088)	R410A (2,088)	R410A (2,088)
	Charge		kg(CO2eq-T)	2.10 (4.4)	2.10 (4.4)	3.35 (7.0)	3.35 (7.0)	3.45 (7.2)	3.45 (7.2)	3.45 (7.2)
Cassette Grille	Model name			UTG-UGYA-W	UTG-UGYA-W	UTG-UGYA-W	UTG-UGYA-W	UTG-UGYA-W	UTG-UGYA-W	UTG-UGYA-W
	Dimensions (H × W × D)		mm	50×950×950	50×950×950	50×950×950	50×950×950	50×950×950	50×950×950	50×950×950
	Weight		kg(lbs)	5.5 (12)	5.5 (12)	5.5 (12)	5.5 (12)	5.5 (12)	5.5 (12)	5.5 (12)

Optional parts

Wired Remote Controller:	UTY-RNNYM, UTY-RVNYM	Panel Spacer:	UTG-BKXA-W
Simple Remote Controller:	UTY-RSNYM	Air Outlet Shutter Plate:	UTR-YDZK
IR Receiver Kit:	UTY-LRHYA2	Insulation Kit For High Humidity:	UTZ-KXRA
Wide Panel:	UTG-AKXA-W	Fresh Air Intake Kit:	UTZ-VXRA



Dimensions

(Unit : mm)

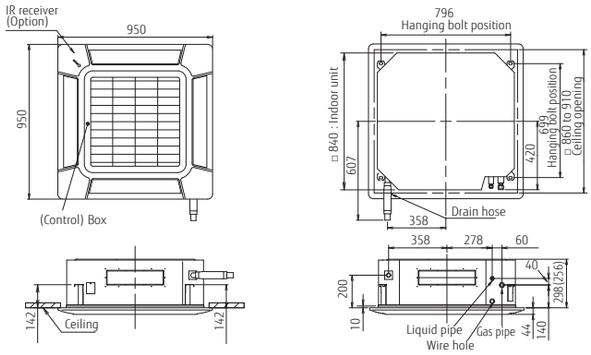

NEW

Mini Duct Built-in Drain Pump



Features

Large living space available

- Installation space can be reduced down to minimum depth 450 mm height 198 mm and compact design
- Minimum size: Depth 450 mm, Height 198 mm Volume 27% down compared with current model
- Lightweight: 15.5 kg 18% down (12/14 class)

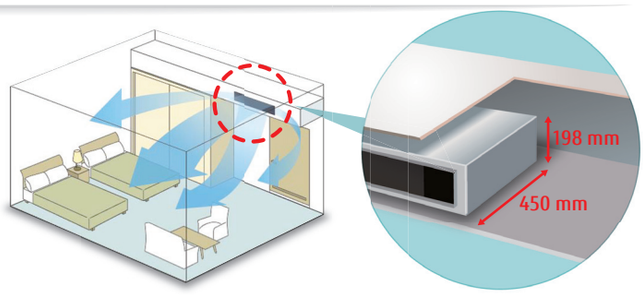

Optimum airflow path and low noise operation

Low noise is realized drastically by stabilized airflow design

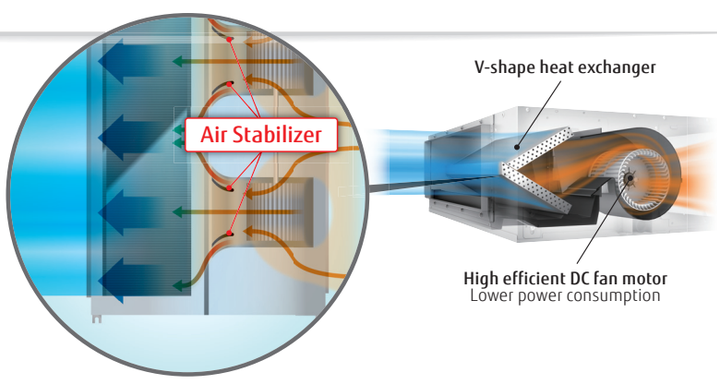

Easy design and maintenance for drain

By using the DC fan motor, it is possible to change the static pressure range from 0 to 50 Pa*.
The change of static pressure range is possible by remote controller.
*: 0 to 30 Pa. (12)

Built-in drain pump as standard:
Maintenance is easy

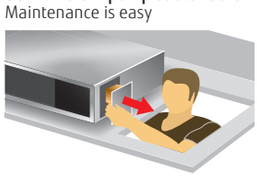

Parts can be replaced from the side of the body where maintenance is easier

Auto Louver Grille Kit (Option)

- Thin design provides a comfortable living environment over a wide area.
- Automatic louver grille provides comfortable air conditioning all the way down to the floor and matches the interior design well. (Optional)



Model : ARYG12LSLAP / ARYG14LSLAP / ARYG18LSLAP



ARYG12/14LSLAP



ARYG18LSLAP



Wired R.C.



Specifications

Model No.	Indoor unit			ARYG12LSLAP	ARYG14LSLAP	ARYG18LSLAP
	Outdoor unit			AOYG12LALL	AOYG14LALL	AOYG18LALL
Power Source				Single-phase, ~230V, 50Hz		
Capacity	Cooling		kW	3.5 (0.9-4.4)	4.3 (0.9-5.4)	5.2 (0.9-5.9)
	Heating			4.1 (0.9-5.7)	5.0 (0.9-6.5)	6.0 (0.9-7.5)
Input Power	Cooling/Heating		kW	1.03/1.15	1.34/1.49	1.62/1.77
EER	Cooling		W/W	3.40	3.21	3.21
COP	Heating			3.56	3.35	3.38
Pdesign	Cooling/Heating(-10°C)		kW	3.5/4.2	4.3/4.5	5.2/5.2
SEER	Cooling		W/W	5.70	5.60	5.80
SCOP	Heating			3.90	3.80	3.80
Energy Efficiency Class	Cooling			A+	A+	A+
	Heating			A	A	A
Max. Operating Current	Cooling/Heating		A	7.5/10.0	9.0/12.5	9.0/12.5
Annual Energy Consumption	Cooling		kWh/a	215	269	314
	Heating			1505	1656	1914
Moisture Removal			l/h	1.2	1.4	1.8
Sound Pressure Level	Indoor (Cooling)	H/M/L/Q	dB(A)	31/27/25/23	35/30/27/23	33/29/26/23
	Indoor (Heating)	H/M/L/Q		31/27/25/23	35/30/27/23	33/29/26/23
	Outdoor(Cooling/Heating)	High		47/48	49/49	50/50
Sound Power Level	Indoor(Cooling/Heating)	High		55/57	60/62	58/59
	Outdoor(Cooling/Heating)	High		61/63	62/64	62/65
Airflow Rate	Indoor / Outdoor	High	m^3/h	650/1780	800/1910	940/2000
Static pressure range (Standard)			Pa	0 - 30 (10)	0 - 50 (15)	0 - 50 (15)
Net Dimensions H x W x D	Indoor		mm	198×700×450	198×700×450	198×900×450
Weight			kg(lbs)	15.5 (34)	15.5 (34)	18.5 (41)
	Outdoor		mm	578×790×300	578×790×300	578×790×300
			kg(lbs)	40 (88)	40 (88)	40 (88)
Connection Pipe Diameter (Liquid / Gas)			mm	6.35/9.52	6.35/12.70	6.35/12.70
Drain hose Diameter (I.D./O.D.)				25/32	25/32	25/32
Max Pipe Length (Pre-Charge)			m	25 (15)	25 (15)	25 (15)
Max Height Difference				15	15	15
Operation Range	Cooling		°CDB	-10 to 46	-10 to 46	-10 to 46
	Heating			-15 to 24	-15 to 24	-15 to 24
Refrigerant	Type (Global Warming Potential)			R410A (2,088)	R410A (2,088)	R410A (2,088)
	Charge		kg(CO2eq-T)	1.15 (2.4)	1.25 (2.6)	1.25 (2.6)

Optional parts

Wired Remote Controller: UTY-RLRY, UTY-RNRYZ2, UTY-RVNYM

Simple Remote Controller: UTY-RSNYM, UTY-RSRY

IR Receiver Kit: UTY-LBTYM

Remote Sensor Unit: UTY-XSZX

Auto Louver Grille Kit: UTD-GXTA-W (ARYG12/14LSLAP)

UTD-GXTB-W (ARYG18LSLAP)

External connect kit: UTY-XWZXZG

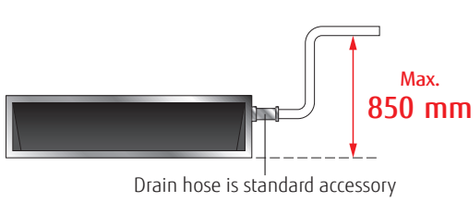

Dimensions

(Unit : mm)

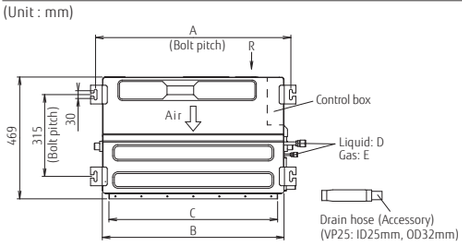

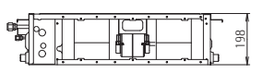

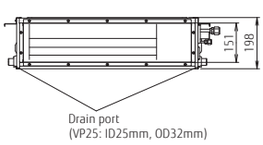

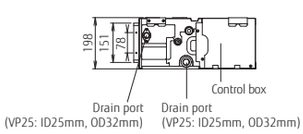

	ARYG12/14LSLAP	ARYG18LSLAP
A	752	952
B	700	900
C	650	850
D	6.35	9.52
E	12,7	15.88

Slim Duct Slim & Comfort



Features

Slim design

The slim design allows installations where ceilings are narrow.
Drain hose as standard accessory

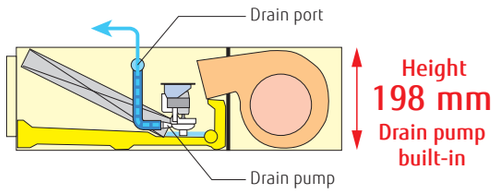

Flexible installation

2-type installation methods of ceiling concealed and floor concealed can be selected.

Ceiling concealed



Floor concealed



Selectable with a wide range of static pressure

By using the DC fan motor, it is possible to change the static pressure range from 0 to 90 Pa.
The change of static pressure range is possible by remote controller.



Static pressure range
0 to 90 Pa

Auto Louver Grille Kit (Option)

Simple flat Auto Louver will provide comfort airflow and harmonize with luxury interior.

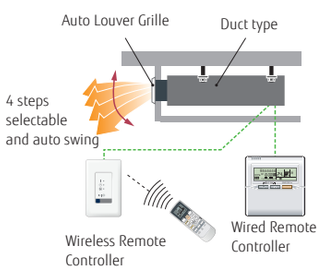

-15°C
at Heating

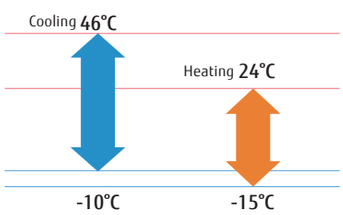

Model : ARYG12LLTB / ARYG14LLTB / ARYG18LLTB



ARYG12/14LLTB



ARYG18LLTB



Wired R.C.



Specifications

Model No.	Indoor unit			ARYG12LLTB	ARYG14LLTB	ARYG18LLTB
	Outdoor unit			AOYG12LALL	AOYG14LALL	AOYG18LALL
Power Source				Single-phase, ~230V, 50Hz		
Capacity	Cooling		kW	3.5 (0.9-4.4)	4.3 (0.9-5.4)	5.2 (0.9-5.9)
	Heating			4.1 (0.9-5.7)	5.0 (0.9-6.5)	6.0 (0.9-7.5)
Input Power	Cooling/Heating		kW	1.05/1.11	1.33/1.34	1.62/1.66
EER	Cooling		W/W	3.33	3.21	3.21
COP	Heating			3.69	3.71	3.61
Pdesign	Cooling/Heating(-10°C)		kW	3.5/4.2	4.3/4.5	5.2/5.2
SEER	Cooling		W/W	5.90	5.80	6.20
SCOP	Heating			4.00	3.90	4.10
Energy Efficiency Class	Cooling			A+	A+	A++
	Heating			A+	A	A+
Max. Operating Current	Cooling/Heating		A	7.5/10.0	9.0/12.5	9.0/12.5
Annual Energy Consumption	Cooling		kWh/a	207	259	293
	Heating			1467	1614	1774
Moisture Removal			l/h	1.3	1.5	2.0
Sound Pressure Level	Indoor (Cooling)	H/M/L/Q	dB(A)	29/28/26/25	32/30/28/26	32/30/29/27
	Indoor (Heating)	H/M/L/Q		29/28/26/24	32/30/28/25	32/30/29/27
	Outdoor(Cooling/Heating)	High		47/48	49/49	50/50
Sound Power Level	Indoor(Cooling/Heating)	High		58/58	60/60	58/58
	Outdoor(Cooling/Heating)	High		61/63	62/64	62/65
Airflow Rate	Indoor / Outdoor	High	m^3/h	650/1780	800/1910	940/2000
Static pressure range (Standard)			Pa	0 to 90 (25)	0 to 90 (25)	0 to 90 (25)
Net Dimensions H x W x D	Indoor		mm	198×700×620	198×700×620	198×900×620
Weight			kg(lbs)	19 (42)	19 (42)	23 (51)
	Outdoor		mm	578×790×300	578×790×300	578×790×300
			kg(lbs)	40 (88)	40 (88)	40 (88)
Connection Pipe Diameter (Liquid / Gas)			mm	6.35/9.52	6.35/12.70	6.35/12.70
Drain hose Diameter (I.D./O.D.)				25/32	25/32	25/32
Max Pipe Length (Pre-Charge)			m	25 (15)	25 (15)	25 (15)
Max Height Difference				15	15	15
Operation Range	Cooling		°CDB	-10 to 46	-10 to 46	-10 to 46
	Heating			-15 to 24	-15 to 24	-15 to 24
Refrigerant	Type (Global Warming Potential)			R410A (2,088)	R410A (2,088)	R410A (2,088)
	Charge		kg(CO2eq-T)	1.15 (2.4)	1.25 (2.6)	1.25 (2.6)

Optional parts

Wired Remote Controller: UTY-RNNYM, UTY-RVNYM

Simple Remote Controller: UTY-RSNYM

IR Receiver Kit: UTY-LRHYM

Remote Sensor Unit: UTY-XSZX

Auto Louver Grille Kit: UTD-GXTA-W (For ARYG12 / 14LLTB)
UTD-GXTB-W (For ARYG18LLTB)

External connect kit: UTD-ECS5A

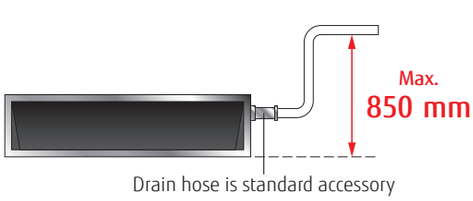

Drain hose is standard accessory

Dimensions

(Unit : mm)

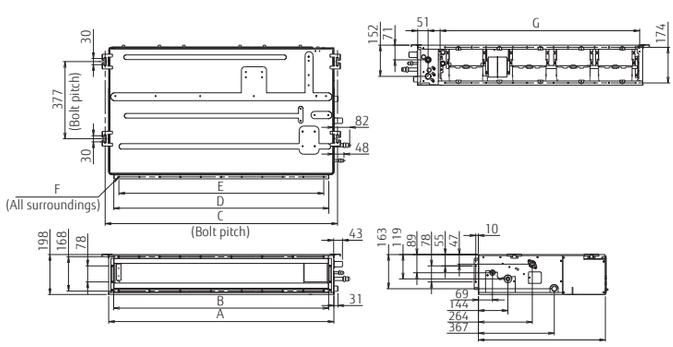

	ARYG12 / 14LLTB	ARYG18LLTB
A	700	900
B	650	850
C	734	934
D	650	850
E	P100x6=600	P100x8=800
F	18xØ5	22xØ5
G	574	774

Medium Static Pressure Duct Compact & Comfort



Features

High Efficiency & Quiet operation

The combination of the V-shaped heat exchanger, air stabilizer, and the high efficient DC fan motor allowed high efficiency and quiet operation.

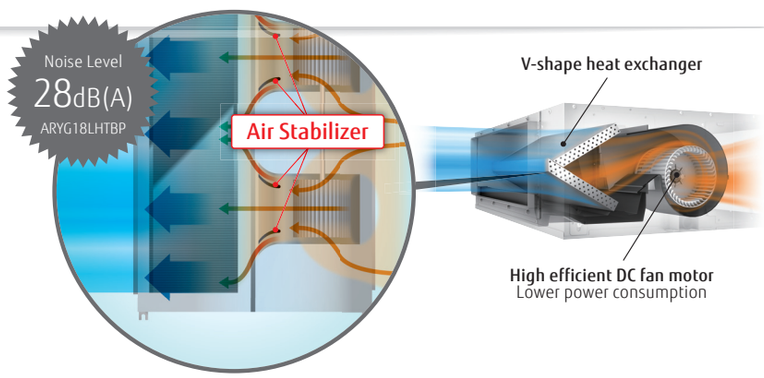

Automatic Airflow adjustment function

This unique and innovative function detects required air flow in each application case and automatically adjust the volume.



Improved installation flexibility

- Capable to be installed in various applications that requires static pressure of 30 Pa to 200 Pa
- Built-in drain pump, rises drain up to 850 mm
- Unified depth throughout the range enables the selection of the capacity regardless of the additional space.

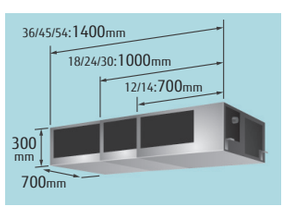

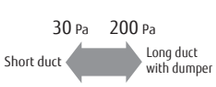

Improved service and maintenance

- Drain pump is easily detachable from the side
- Easy access to electrical box
- Error code can be checked more in detail from error history

Low ambient operation

-15°C

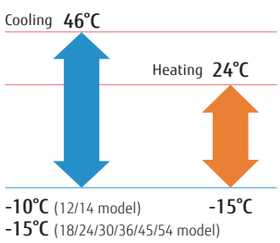

Model: ARYG12LHTBP / ARYG14LHTBP / ARYG18LHTBP / ARYG24LHTBP
ARYG30LHTBP / ARYG36LHTBP / ARYG45LHTBP / ARYG54LHTBP


ARYG12/14LHTBP


ARYG18/24/30LHTBP


ARYG36/45/54LHTBP


Touch Panel Wired R.C.


For ARYG12/14LHTBP


For ARYG18/24LHTBP


For ARYG30/36LHTBP


For ARYG45/54LHTBP

Specifications

Model No.	Indoor unit			ARYG12LHTBP	ARYG14LHTBP	ARYG18LHTBP	ARYG24LHTBP	ARYG30LHTBP	ARYG36LHTBP	ARYG45LHTBP	ARYG54LHTBP
	Outdoor unit			AOYG12LBLA	AOYG14LBLA	AOYG18LBCA	AOYG24LBCA	AOYG30LBTA	AOYG36LBTA	AOYG45LBTA	AOYG54LBTA
Power Source				Single-phase, ~230V, 50Hz							
Capacity	Cooling		kW	3.5 (0.9-4.4)	4.3 (0.9-5.4)	5.2 (0.9-6.5)	6.8 (0.9-8.0)	8.5 (2.8-10.0)	9.4 (2.8-11.2)	12.1 (4.0-14.0)	13.4 (4.5-14.5)
	Heating			4.1 (0.9-5.7)	5.0 (0.9-6.5)	6.0 (0.9-8.0)	8.0 (0.9-9.1)	10.0 (2.7-11.2)	11.2 (2.7-12.7)	13.3 (4.2-16.2)	16.0 (4.7-16.5)
Input Power	Cooling/Heating		kW	0.90/1.00	1.18/1.25	1.37/1.48	1.95/2.21	2.65/2.70	2.83/3.07	3.59/3.44	4.42/4.62
EER	Cooling		W/W	3.89	3.64	3.80	3.49	3.21	3.32	3.37	3.03
COP	Heating			4.10	4.00	4.05	3.62	3.70	3.65	3.87	3.46
Pdesign	Cooling/Heating(-10°C)		kW	3.5/4.2	4.3/4.5	5.2/ 4.3	6.8/ 6.0	8.5/8.0	9.4/8.7	-	-
SEER	Cooling		W/W	6.20	6.10	7.15	6.50	5.95	5.81	-	-
SCOP	Heating (Average)			4.10	4.00	4.11	4.01	3.95	3.81	-	-
Energy Efficiency Class	Cooling			A++	A++	A++	A++	A+	A+	-	-
	Heating (Average)			A+	A+	A+	A+	A	A	-	-
Max. Operating Current	Cooling/Heating		A	8.0/10.5	9.5/13.0	10.0/13.5	13.5/18.5	17.0/17.0	20.0/20.0	22.5/22.5	23.5/23.5
Annual Energy Consumption	Cooling		kWh/a	198	247	255	366	500	566	-	-
	Heating			1434	1573	1462	2092	2833	3194	-	-
Moisture Removal			l/h	0.7	0.9	1.2	1.8	2.3	2.0	2.6	2.6
Sound Pressure Level	Indoor (Cooling)	H/M/L/Q	dB(A)	32/27/26/24	33/28/27/25	28/25/22/20	32/28/24/21	36/33/30/29	36/31/28/26	39/35/31/29	39/35/31/29
	Indoor (Heating)	H/M/L/Q		32/27/26/24	33/28/27/25	28/25/22/20	32/28/24/21	36/33/30/29	33/31/28/26	39/35/31/29	39/35/31/29
	Outdoor(Cooling/Heating)	High		47/48	49/49	50/51	55/56	53/55	54/55	55/55	55/57
Sound Power Level	Indoor(Cooling/Heating)	High		57/58	59/60	54/54	57/57	63/65	64/63	67/69	67/69
	Outdoor(Cooling/Heating)	High		60/61	64/63	63/62	68/68	68/69	69/70	68/68	69/71
Airflow Rate (High)	Indoor / Outdoor	High	m^3/h	850/1780	950/1910	1050/ 1900	1360/ 2460	1700/ 3600	2050/ 3800	2550/ 6750	2550/ 6750
Static pressure range (Standard)			Pa	30 to 200 (35)	30 to 200 (35)	30 to 200 (35)	30 to 200 (35)	30 to 200 (47)	30 to 200 (47)	30 to 200 (60)	30 to 200 (60)
Net Dimensions H x W x D	Indoor		mm	300×700×700	300×700×700	300×1000×700	300×1000×700	300×1000×700	300×1400×700	300×1400×700	300×1400×700
Weight	Indoor		kg(lbs)	27 (59)	27 (59)	36 (79)	36 (79)	36 (79)	46 (101)	46 (101)	46 (101)
	Outdoor		mm	578×790×300	578×790×300	620×790×290	620×790×290	830×900×330	830×900×330	1290×900×330	1290×900×330
	Outdoor		kg(lbs)	40 (88)	40 (88)	41 (90)	41 (90)	61 (134)	61 (134)	86 (189)	86 (189)
Connection Pipe Diameter (Liquid / Gas)			mm	6.35/9.52	6.35/12.70	6.35/12.70	6.35/15.88	9.52/15.88	9.52/15.88	9.52/15.88	9.52/15.88
Drain hose Diameter (I.D./O.D.)				25/32	25/32	25/32	25/32	25/32	25/32	25/32	25/32
Max Pipe Length (Pre-Charge)			m	25 (15)	25 (15)	30 (15)	30 (15)	50 (20)	50 (20)	50 (20)	50 (20)
Max Height Difference				15	15	20	20	30	30	30	30
Operation Range	Cooling		°CDB	-10 to 46	-10 to 46	-15 to 46	-15 to 46	-15 to 46	-15 to 46	-15 to 46	-15 to 46
	Heating			-15 to 24	-15 to 24	-15 to 24	-15 to 24	-15 to 24	-15 to 24	-15 to 24	-15 to 24
Refrigerant	Type (Global Warming Potential)			R410A (2,088)	R410A (2,088)	R410A (2,088)	R410A (2,088)	R410A (2,088)	R410A (2,088)	R410A (2,088)	R410A (2,088)
	Charge		kg(CO2eq-T)	1.15 (2.4)	1.25 (2.6)	1.80 (3.8)	1.80 (3.8)	2.10 (4.4)	2.10 (4.4)	3.35 (7.0)	3.35 (7.0)

Optional parts

Wired Remote Controller: UTY-RNRYZ2, UTY-RVNYM, UTY-RNNYM, UTY-RLRY
Simple Remote Controller: UTY-RSNYM, UTY-RSRY
IR Receiver Unit : UTY-LBTYM
External input and output PCB (with bracket): UTY-XCSX + UTZ-GXNA
External connect kit: UTY-XWZXZG, UTY-XWZXZ3

Long life filter: UTD-LFNA (for ARYG36/45/54LHTBP)
UTD-LFNB (for ARYG24/30LHTBP)
UTD-LFNC (for ARYG12/14LHTBP)
Remote Sensor Unit: UTY-XSZX

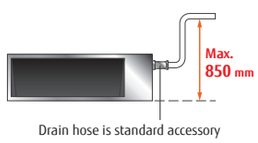

Drain hose is standard accessory

Dimensions

(Unit : mm)

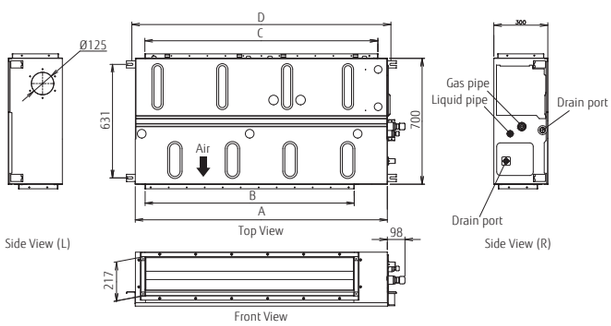

	ARYG12/14LHTBP	ARYG18/24/30LHTBP	ARYG36/45/54LHTBP
A	700	1,000	1,400
B	462	762	1,162
C	650	895	1,295
D	740	1,040	1,440

Medium Static Pressure Duct Standard



Features

Slim & Compact design

In the case of bottom return air connection, not only does the indoor unit design allow for installation in a narrow ceiling space of up to 270 mm, Further space savings have been achieved by mounting the control box internally inside the chassis.

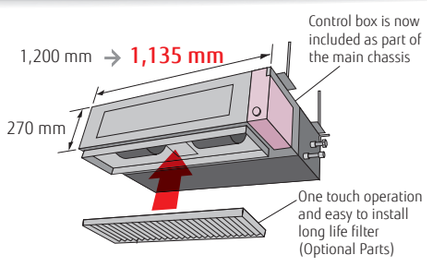

Two-direction drain piping

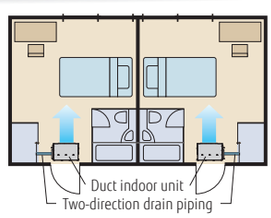

Easy maintenance

Structural improvement is attained by making the bottom panel two pieces, front and rear. The internal fan casing is also manufactured in two pieces, namely upper and lower. The maintenance of the motor and fan can be easily carried out by removing the rear panel and the lower part of the casing while leaving the main chassis installed.

See below for the case of rear suction type

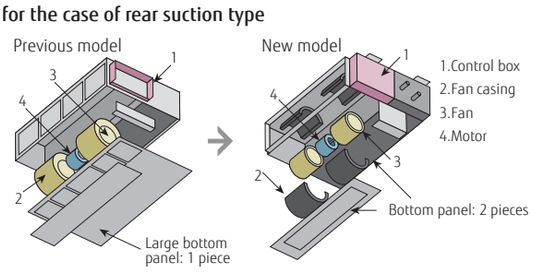

Low ambient operation

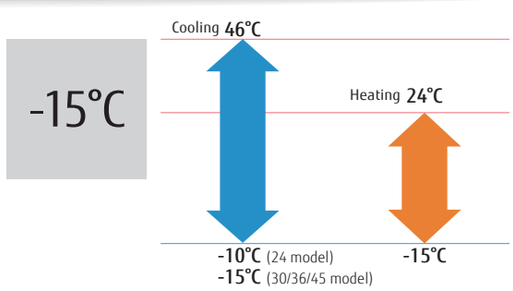

Model : ARYG24LMLA / ARYG30LMLE / ARYG36LMLE / ARYG45LMLA / ARYG36LMLA [3phase] / ARYG45LMLA [3phase]





Wired R.C.



For ARYG24LMLA



For ARYG30/36LMLE



For ARYG36/45LMLA

Specifications

Model No.	Indoor unit			ARYG24LMLA	ARYG30LMLE	ARYG36LMLE	ARYG45LMLA	ARYG36LMLA	ARYG45LMLA
	Outdoor unit			AOYG24LALA	AOYG30LETL	AOYG36LETL	AOYG45LETL	AOYG36LATT	AOYG45LATT
Power Source				Single-phase, ~230V, 50Hz				3-phase, ~400V, 50Hz	
Capacity	Cooling		kW	6.8 (0.9-8.0)	8.5 (2.8-10.0)	9.4 (2.8-11.2)	12.1 (4.0-13.3)	10.0 (4.7-11.4)	12.5 (5.0-14.0)
	Heating			8.0 (0.9-9.1)	10.0 (2.7-11.2)	11.2 (2.7-12.7)	13.1 (4.2-15.5)	11.2 (5.0-14.0)	14.0 (5.4-16.2)
Input Power	Cooling/Heating		kW	2.21/2.26	2.65/2.68	2.96/3.10	3.77/3.68	2.84/2.87	3.89/3.88
EER	Cooling		W/W	3.08	3.21	3.18	3.21	3.52	3.21
COP	Heating			3.54	3.73	3.61	3.61	3.90	3.61
Pdesign	Cooling/Heating(-10°C)		kW	6.8/6.0	8.5/8.0	9.4/8.7	-	10.0/10.0	-
SEER	Cooling		W/W	6.20	5.90	5.70	-	5.80	-
SCOP	Heating			4.00	3.90	3.80	-	4.00	-
Energy Efficiency Class	Cooling			A++	A+	A+	-	A+	-
	Heating			A+	A	A	-	A+	-
Max. Operating Current	Cooling/Heating		A	12.0/13.5	17.0/17.0	18.5/20.0	21.0/21.0	8.5/8.5	9.5/9.5
Annual Energy Consumption	Cooling		kWh/a	384	504	576	-	603	-
	Heating			2098	2868	3202	-	3497	-
Moisture Removal			l/h	2.5	2.5	3.0	4.0	3.0	4.5
Sound Pressure Level	Indoor (Cooling)	H/M/L/Q	dB(A)	31/29/27/25	39/35/30/26	39/35/30/26	42/38/32/28	38/36/31/26	42/38/32/28
	Indoor (Heating)	H/M/L/Q		31/29/27/25	42/35/30/26	42/35/30/26	42/38/32/28	40/36/31/26	42/38/32/28
	Outdoor(Cooling/Heating)	High		52/53	53/55	54/55	55/55	51/53	54/54
Sound Power Level	Indoor(Cooling/Heating)	High		60/62	65/69	65/70	-	65/67	-
	Outdoor(Cooling/Heating)	High		67/70	68/69	69/70	-	67/69	-
Airflow Rate	Indoor / Outdoor	High	m^3/h	1100/2470	1900/3600	1900/3800	2100/6750	1800/6200	2100/6750
Static pressure range (Standard)			Pa	30 to 150 (35)	30 to 150 (47)	30 to 150 (47)	30 to 150 (60)	30 to 150 (47)	30 to 150 (60)
Net Dimensions H x W x D	Indoor		mm	270×1135×700	270×1135×700	270×1135×700	270x1135x700	270×1135×700	270×1135×700
Weight			kg(lbs)	38 (84)	40 (88)	40 (88)	40 (88)	40 (88)	40 (88)
	Outdoor		mm	578×790×315	830×900×330	830×900×330	1290×900×330	1290×900×330	1290×900×330
			kg(lbs)	44 (97)	61 (134)	61 (134)	86 (190)	104 (229)	104 (229)
Connection Pipe Diameter (Liquid / Gas)			mm	6.35/15.88	9.52/15.88	9.52/15.88	9.52/15.88	9.52/15.88	9.52/15.88
Drain hose Diameter (I.D./O.D.)				35.7/38.1	35.7/38.1	35.7/38.1	35.7/38.1	35.7/38.1	35.7/38.1
Max Pipe Length (Pre-Charge)			m	30 (15)	50 (20)	50 (20)	50 (20)	75 (30)	75 (30)
Max Height Difference				20	30	30	30	30	30
Operation Range	Cooling		°CDB	-10 to 46	-15 to 46	-15 to 46	-15 to 46	-15 to 46	-15 to 46
	Heating			-15 to 24	-15 to 24	-15 to 24	-15 to 24	-15 to 24	-15 to 24
Refrigerant	Type (Global Warming Potential)			R410A (2,088)	R410A (2,088)	R410A (2,088)	R410A (2,088)	R410A (2,088)	R410A (2,088)
	Charge		kg(CO2eq-T)	1.70 (3.5)	2.10 (4.4)	2.10 (4.4)	3.35 (7.0)	3.45 (7.2)	3.45 (7.2)

Optional parts

Wired Remote Controller: UTY-RNNYM, UTY-RVNYM
Simple Remote Controller: UTY-RSNYM
Flange (Round): UTD-RF204
Flange (Square): UTD-SF045T
Long Life Filter: UTD-LF25NA
Remote Sensor Unit: UTY-XSZX
Drain Pump Unit: UTZ-PX1NBA
IR Receiver Kit: UTY-LRHYM
External connect kit: UTD-ECS5A

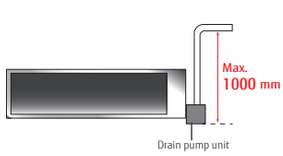

Dimensions

(Unit : mm)

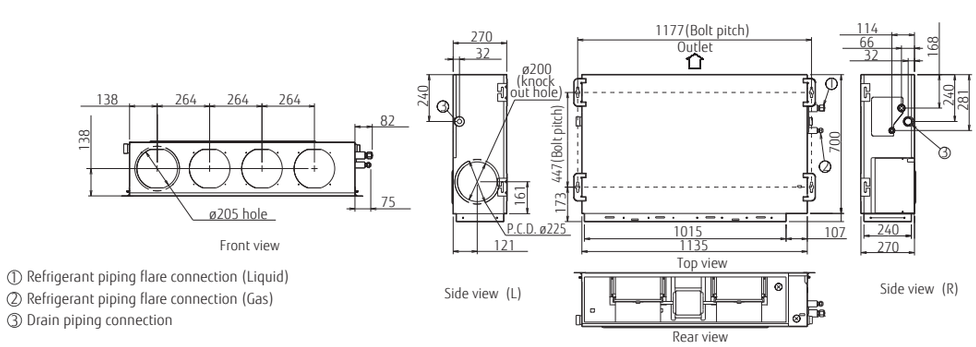

① Refrigerant piping flare connection (Liquid)
② Refrigerant piping flare connection (Gas)
③ Drain piping connection

High Static Pressure Duct



Features

High energy efficiency

Significantly greater efficiency is realized by using all DC inverter technology. (60 type)

Design also corresponding to high static pressure

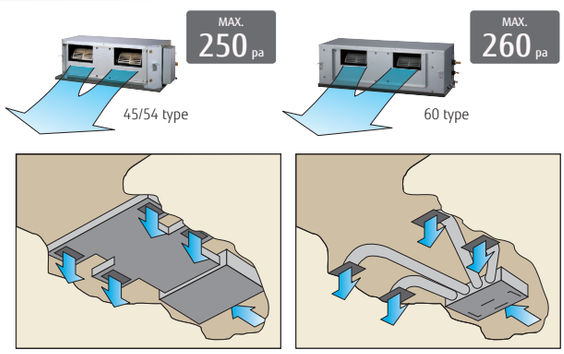

Easy installation (Compact size & Lightweight)

A compact size and lightweight indoor unit has been developed by reducing the basic chassis and the overall material weight.



Low noise

Cutting off the corners has enabled less turbulent airflow.
Low noise is realized by adopting a plastic case and a plastic fan.

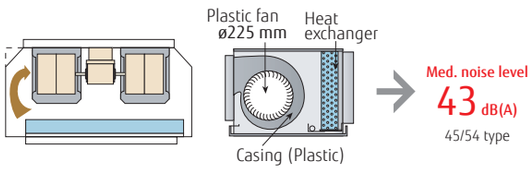

Low ambient operation

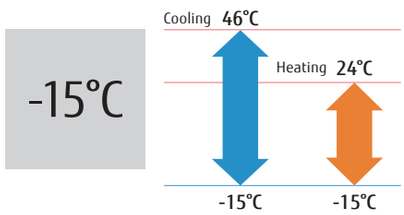

Model : ARYG45LHTA / ARYG54LHTA / ARYG45LHTA [3phase] / ARYG54LHTA [3phase] / ARYG60LHTA [3phase]



Wired R.C.



ARYG45/54LHTA



ARYG60LHTA



Specifications

Model No.	Indoor unit			ARYG45LHTA	ARYG54LHTA	ARYG45LHTA	ARYG54LHTA	ARYG60LHTA
	Outdoor unit			AOYG45LETL	AOYG54LETL	AOYG45LATT	AOYG54LATT	AOYG60LATT
Power Source				Single-phase, ~230V, 50Hz		3-phase, ~400V, 50Hz		
Capacity	Cooling		kW	12.5 (4.5-14.0)	13.4 (5.0-14.5)	12.5 (5.0-14.0)	14.0 (5.4-16.0)	15.0 (6.2-17.5)
	Heating			14.0 (5.0-16.2)	16.0 (5.5-18.0)	14.0 (5.4-16.2)	16.0 (5.8-18.0)	18.0 (6.2-20.0)
Input Power	Cooling/Heating		kW	4.30/3.80	4.77/4.69	4.06/3.67	4.65/4.37	4.70/5.15
EER	Cooling		W/W	2.91	2.81	3.08	3.01	3.19
COP	Heating			3.68	3.41	3.81	3.66	3.50
Max. Operating Current	Cooling/Heating		A	22.5/22.5	23.5/23.5	11.0/11.0	12.0/12.0	12.5 /12.5
Moisture Removal			l/h	1.5	2.0	1.5	2.5	2.0
Sound Pressure	Indoor (Cooling)	H/M/L/Q	dB(A)	47/43/40/-	47/43/40/-	47/43/40/-	47/43/40/-	45/40/36/-
	Indoor (Heating)	H/M/L/Q		47/43/40/-	47/43/40/-	47/43/40/-	47/43/40/-	45/40/36/-
	Outdoor(Cooling/Heating)	High		55/55	55/57	54/54	55/56	56/58
Airflow Rate	Indoor / Outdoor	High	m^3/h	3350/6750	3350/6750	3350/6750	3350/6900	3550/6900
Static pressure range (Standard)			Pa	100 to 250 (100)	100 to 250 (100)	100 to 250 (100)	100 to 250 (100)	60 to 260 (60)
Net Dimensions H x W x D	Indoor		mm	400×1050×500	400×1050×500	400×1050×500	400×1050×500	425×1250×490
Weight			kg(lbs)	46 (101)	46 (101)	46 (101)	46 (101)	54 (119)
	Outdoor		mm	1290×900×330	1290×900×330	1290×900×330	1290×900×330	1290×900×330
			kg(lbs)	86 (189)	86 (189)	104 (229)	104 (229)	104 (229)
Connection Pipe Diameter (Liquid / Gas)			mm	9.52/15.88	9.52/15.88	9.52/15.88	9.52/15.88	9.52/15.88
Drain hose Diameter (I.D./O.D.)				23.4/25.4	23.4/25.4	23.4/25.4	23.4/25.4	23.4/25.4
Max Pipe Length (Pre-Charge)			m	50 (20)	50 (20)	75 (30)	75 (30)	75 (30)
Max Height Difference				30	30	30	30	30
Operation Range	Cooling		°CDB	-15 to 46	-15 to 46	-15 to 46	-15 to 46	-15 to 46
	Heating			-15 to 24	-15 to 24	-15 to 24	-15 to 24	-15 to 24
Refrigerant	Type (Global Warming Potential)			R410A (2,088)	R410A (2,088)	R410A (2,088)	R410A (2,088)	R410A (2,088)
	Charge		kg(CO2eq-T)	3.35 (7.0)	3.35 (7.0)	3.45 (7.2)	3.45 (7.2)	3.45 (7.2)

Optional parts

Wired Remote Controller:	UTY-RNNYM, UTY-RVNYM
Simple Remote Controller:	UTY-RSNYM
Long-Life Filter:	UTD-LF60KA (For ARYG45/54LHTA only)
Remote Sensor Unit:	UTY-XSZX
IR Receiver Kit:	UTY-LRHYM(For ARYG60LHTA only)
External connect kit:	UTD-ECS5A, UTY-XWZXZ3

Dimensions

(Unit : mm)

Model: ARYG45LHTA / ARYG54LHTA

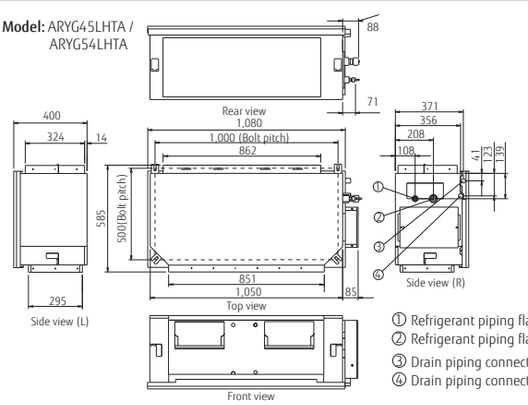

Model: ARYG60LHTA

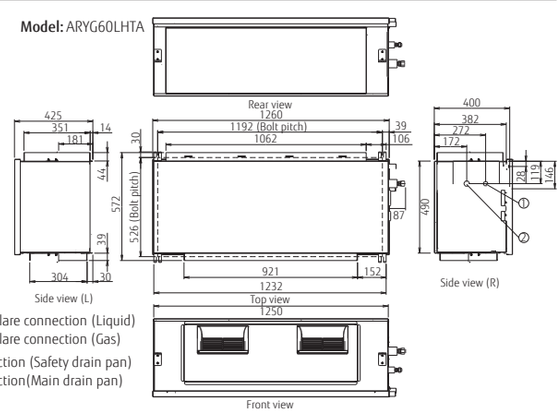

① Refrigerant piping flare connection (Liquid)
② Refrigerant piping flare connection (Gas)
③ Drain piping connection (Safety drain pan)
④ Drain piping connection(Main drain pan)

NEW

Big Duct

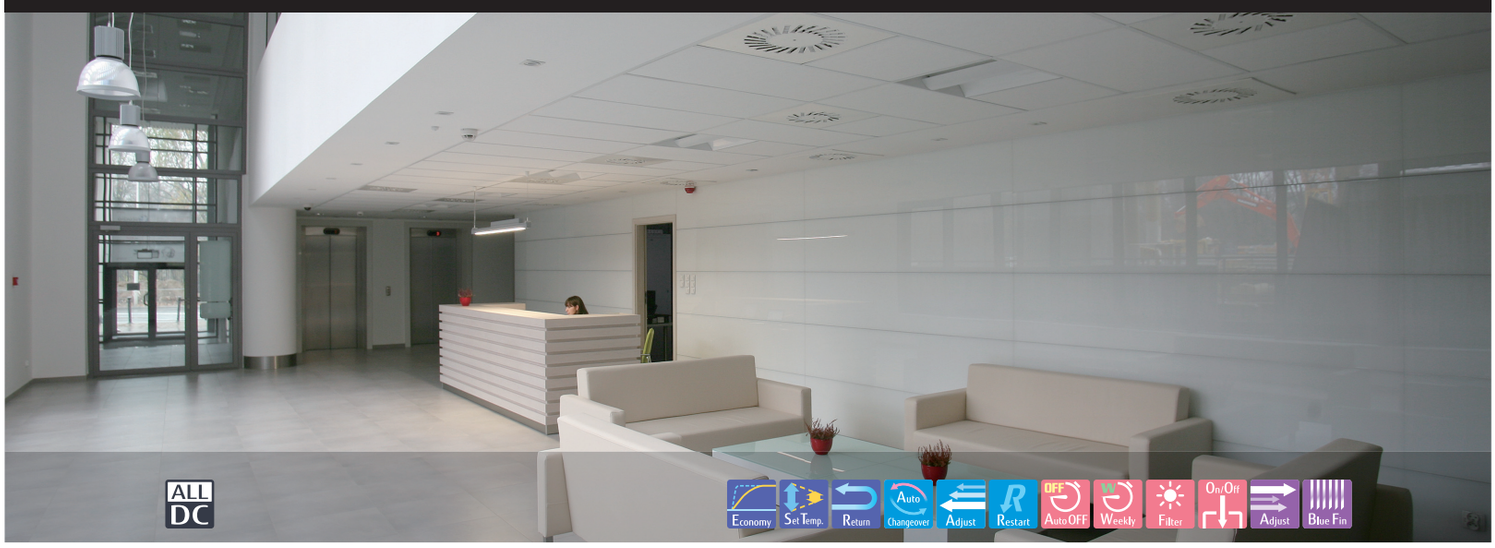

Features

Separation is possible by lightweight compact design

The indoor unit can be separated into fan unit and heat-exchanger unit to assist the installation works.

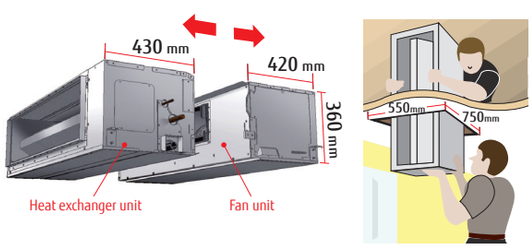

Automatic Airflow adjustment function

This function can set the optimum airflow automatically, so installation time is shortened drastically.



Quiet operation

The combination of the V-shaped heat exchanger, air stabilizer, and the high efficient DC fan motor allowed quiet operation despite of the small structural design.

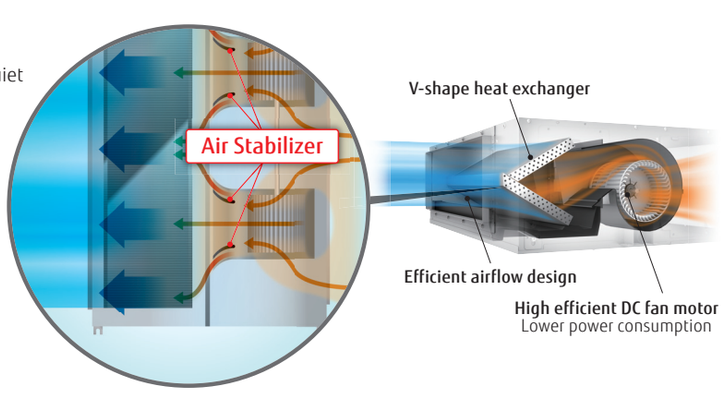

Model : ARYG72LHTA / ARYG90LHTA





Wired R.C.



Specifications

Model No.	Indoor unit			ARYG72LHTA	ARYG90LHTA
	Outdoor unit			AOYG72LRLA	AOYG90LRLA
Power Source	Indoor			Single-phase, ~230V, 50Hz	
	Outdoor			3-phase, ~400V, 50Hz	
Capacity	Cooling		kW	19.0 (8.4-20.9)	22.0 (10.3-24.2)
	Heating			22.4 (7.2-24.6)	27.0 (8.5-29.7)
Input Power	Cooling/Heating		kW	6.46 / 6.59	7.77 / 8.18
EER	Cooling		W/W	2.94	2.83
COP	Heating			3.4	3.3
Max. Operating Current	Indoor(Cooling/Heating)		A	3.2/3.2	3.5/3.5
	Outdoor(Cooling/Heating)			11.2/11.5	13.5/14.1
Moisture Removal			l/h	4.5	6.0
Sound Pressure	Indoor (Cooling)	H/M/L/Q	dB(A)	46/43/41/39	47/44/42/40
	Indoor (Heating)	H/M/L/Q		46/43/41/39	47/44/42/40
	Outdoor(Cooling/Heating)	High		55/55	55/57
Airflow Rate	Indoor / Outdoor	High	m^3/h	4300/8400	4300/9000
Static pressure range (Standard)			Pa	50 to 150 (72)	50 to 200 (72)
Net Dimensions H x W x D	Indoor		mm	360×1400×850	360×1400×850
Weight			kg(lbs)	69 (152)	80 (176)
	Outdoor		mm	1428×1080×480	1428×1080×480
			kg(lbs)	165 (363)	174 (383)
Connection Pipe Diameter (Liquid / Gas)			mm	12.7/25.4	12.7/25.4
Drain Hose Diameter (I.D./O.D.)				23.4/25.4	23.4/25.4
Max Pipe Length (Pre-Charge)			m	100 (30)	100 (30)
Height Difference				30	30
Operation Range	Cooling		°CDB	-15 to 46	-15 to 46
	Heating			-20 to 24	-20 to 24
Refrigerant	Type (Global Warming Potential)			R410A (2,088)	R410A (2,088)
	Charge		kg(CO2eq-T)	5.6 (11.7)	7.1 (14.8)

Optional parts

Wired Remote Controller: UTY-RNRYZ2, UTY-RLRY, UTY-RVNYM, UTY-RNNYM
Simple Remote Controller: UTY-RSRY, UTY-RHRY, UTY-RSNYN
IR Receiver Unit: UTY-LBTYM
Remote Sensor Unit: UTY-XSZX
External Connect Kit: UTY-XWZXZG
External Input and Output PCB: UTY-XCSX
Drain Pump Unit: UTZ-PX1NAB
Long Life filter: UTD-LFNA

Dimensions

(Unit : mm)

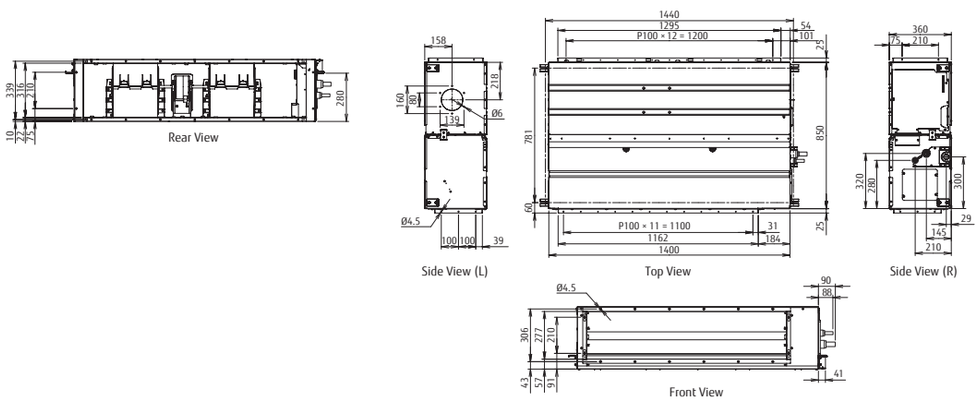

Floor/Ceiling Comfort & Dual Design



Features

Flexible installation

Example for floor installation

Floor console



Example for ceiling installation

Under ceiling



Double auto swing

A combination of right/left and up/down directional swing allows 3-dimensional air direction control

Right and Left Swing

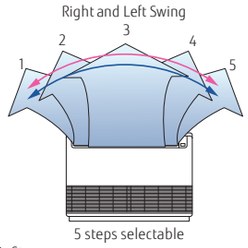

5 steps selectable

Up and Down Swing

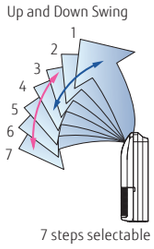

7 steps selectable

Steps
Swing: Cooling , Dry and Fan mode
Swing: Heating and Fan mode

High power DC fan motor

- High power
- Wide rotation range
- High efficiency



Low ambient operation

-15°C
at Heating

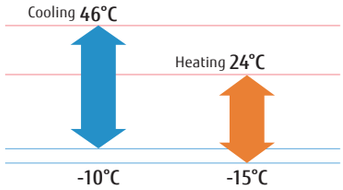

Model : ABYG18LVTB / ABYG24LVTA





Wireless R.C.



For ABYG18LVTB



For ABYG24LVTA

Specifications

Model No.	Indoor unit			ABYG18LVTB	ABYG24LVTA
	Outdoor unit			AOYG18LALL	AOYG24LALA
Power Source				Single-phase, ~230V, 50Hz	
Capacity	Cooling		kW	5.2 (0.9-5.9)	6.8 (0.9-8.0)
	Heating			6.0 (0.9-7.5)	8.0 (0.9-9.1)
Input Power	Cooling/Heating		kW	1.62/1.66	2.21/2.26
EER	Cooling		W/W	3.21	3.08
COP	Heating			3.61	3.54
Pdesign	Cooling/Heating(-10°C)		kW	5.2/5.2	6.8/6.0
SEER	Cooling		W/W	6.10	5.60
SCOP	Heating (Average)			4.00	3.90
Energy Efficiency Class	Cooling			A++	A+
	Heating (Average)			A+	A
Max. Operating Current	Cooling/Heating		A	9.0/12.5	12.0/13.5
Annual Energy Consumption	Cooling		kWh/a	298	425
	Heating			1819	2150
Moisture Removal			l/h	2.0	2.7
Sound Pressure Level	Indoor (Cooling)	H/M/L/Q	dB(A)	43/40/34/31	48/44/40/35
	Indoor (Heating)	H/M/L/Q		43/40/34/31	48/44/40/35
	Outdoor(Cooling/Heating)	High		50/50	52/53
Sound Power Level	Indoor(Cooling/Heating)	High		57/57	61/61
	Outdoor(Cooling/Heating)	High		62/65	67/70
Airflow Rate	Indoor / Outdoor	High	m^3/h	780/2000	980/2470
Net Dimensions H x W x D	Indoor		mm	199×990×655	199×990×655
Weight			kg(lbs)	27 (59)	27 (59)
	Outdoor		mm	578×790×300	578×790×315
			kg(lbs)	40 (88)	44 (97)
Connection Pipe Diameter (Liquid / Gas)			mm	6.35/12.70	6.35/15.88
Drain hose Diameter (I.D./O.D.)				25/32	25/32
Max Pipe Length (Pre-Charge)			m	25 (15)	30 (15)
Max Height Difference				15	20
Operation Range	Cooling		°CDB	-10 to 46	-10 to 46
	Heating			-15 to 24	-15 to 24
Refrigerant	Type (Global Warming Potential)			R410A (2,088)	R410A (2,088)
	Charge		kg(CO2eq-T)	1.25 (2.6)	1.70 (3.5)

Optional parts

Wired Remote Controller: UTY-RNNYM, UTY-RVNYM

Simple Remote Controller: UTY-RSNYM

Dimensions

(Unit : mm)

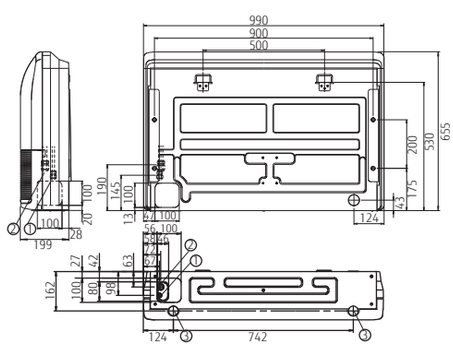

① Refrigerant piping flare connection (Liquid)
② Refrigerant piping flare connection (Gas)
③ Drain piping connection

Ceiling Comfort for Large Room



Features

Flexible installation

Various installations are possible to match the room layout.

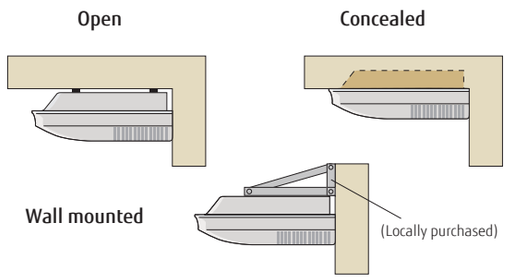

Multi auto swing

A combination of right/left and up/down directional swing allows 3-dimensional air direction control.

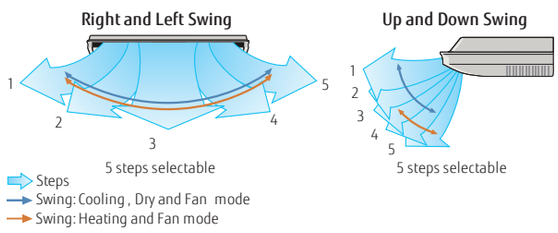

Fresh air intake

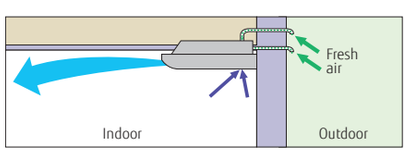

Low ambient operation

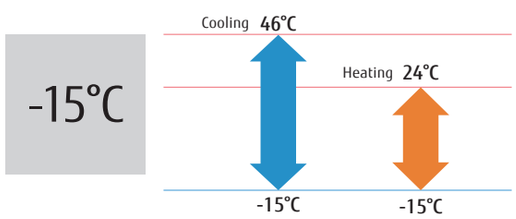

Model : ABYG30LRTE / ABYG36LRTE / ABYG45LRTA / ABYG36LRTA [3phase] / ABYG45LRTA [3phase] / ABYG54LRTA [3phase]





Wireless R.C.



For ABYG30/36LRTE



For ABYG36/45/54LRTA

Specifications

Model No.	Indoor unit			ABYG30LRTE	ABYG36LRTE	ABYG45LRTA	ABYG36LRTA	ABYG45LRTA	ABYG54LRTA
	Outdoor unit			AOYG30LETL	AOYG36LETL	AOYG45LETL	AOYG36LATT	AOYG45LATT	AOYG54LATT
Power Source				Single-phase, ~230V, 50Hz			3-phase, ~400V, 50Hz		
Capacity	Cooling		kW	8.5 (2.8-10.0)	9.4 (2.8-11.2)	12.1 (4.0-13.3)	10.0 (4.7-11.4)	12.5 (5.0-14.0)	14.0 (5.4-16.0)
	Heating			10.0 (2.7-11.2)	11.2 (2.7-12.7)	13.3 (4.2-15.5)	11.2 (5.0-14.0)	14.0 (5.4-16.2)	16.0 (5.8-18.0)
Input Power	Cooling/Heating		kW	2.65/2.77	2.93/3.02	3.77/3.68	2.84/2.87	3.89/3.88	4.65/4.67
EER	Cooling		W/W	3.21	3.21	3.21	3.52	3.21	3.01
COP	Heating			3.61	3.71	3.61	3.90	3.61	3.43
Pdesign	Cooling/Heating(-10°C)		kW	8.5/8.0	9.4/8.7	-	10.0/10.0	-	-
SEER	Cooling		W/W	6.10	6.00	-	6.10	-	-
SCOP	Heating			4.20	4.10	-	4.10	-	-
Energy Efficiency Class	Cooling			A++	A+	-	A++	-	-
	Heating			A+	A+	-	A+	-	-
Max. Operating Current	Cooling/Heating		A	17.0/17.0	18.5/20.0	20.5/20.5	7.9/7.9	8.9/8.9	9.9/9.9
Annual Energy Consumption	Cooling		kWh/a	487	548	-	573	-	-
	Heating			2662	2965	-	3414	-	-
Moisture Removal			l/h	2.5	3.0	4.0	3.0	4.5	5.0
Sound Pressure Level	Indoor (Cooling)	H/M/L/Q	dB(A)	45/43/37/32	47/43/37/32	49/45/39/34	47/43/37/32	49/45/39/34	51/48/42/38
	Indoor (Heating)	H/M/L/Q		45/43/37/32	47/43/37/32	49/45/39/34	47/43/37/32	49/45/39/34	51/48/42/38
	Outdoor(Cooling/Heating)	High		53/55	54/55	55/55	51/53	54/54	55/56
Sound Power Level	Indoor(Cooling/Heating)	High		57/60	60/61	-	61/61	-	-
	Outdoor(Cooling/Heating)	High		68/69	69/70	-	67/69	-	-
Airflow Rate	Indoor / Outdoor	High	m^3/h	1660/3600	1900/3800	2100/6200	1900/6200	2100/6900	2300/6900
Net Dimensions H x W x D	Indoor		mm	240×1660×700	240×1660×700	240×1660×700	240×1660×700	240×1660×700	240×1660×700
Weight			kg(lbs)	46 (101)	46 (101)	46 (101)	46 (101)	46 (101)	48 (106)
	Outdoor		mm	830×900×330	830×900×330	1290×900×330	1290×900×330	1290×900×330	1290×900×330
			kg(lbs)	61 (134)	61 (134)	86 (189)	104 (229)	104 (229)	104 (229)
Connection Pipe Diameter (Liquid / Gas)			mm	9.52/15.88	9.52/15.88	9.52/15.88	9.52/15.88	9.52/15.88	9.52/15.88
Drain port Diameter (I.D./O.D.)				22.0/25.6	22.0/25.6	22.0/25.6	22.0/25.6	22.0/25.6	22.0/25.6
Max Pipe Length (Pre-Charge)			m	50 (20)	50 (20)	50 (20)	75 (30)	75 (30)	75 (30)
Max Height Difference				30	30	30	30	30	30
Operation Range	Cooling		°CDB	-15 to 46	-15 to 46	-15 to 46	-15 to 46	-15 to 46	-15 to 46
	Heating			-15 to 24	-15 to 24	-15 to 24	-15 to 24	-15 to 24	-15 to 24
Refrigerant	Type (Global Warming Potential)			R410A (2,088)	R410A (2,088)	R410A (2,088)	R410A (2,088)	R410A (2,088)	R410A (2,088)
	Charge		kg(CO2eq-T)	2.10 (4.4)	2.10 (4.4)	3.35 (7.0)	3.45 (7.2)	3.45 (7.2)	3.45 (7.2)

Optional parts

Wired Remote Controller: UTY-RNNYM, UTY-RVNYM

Simple Remote Controller: UTY-RSNYM

Drain Pump Unit: UTR-DPB24T

Flange: UTD-RF204

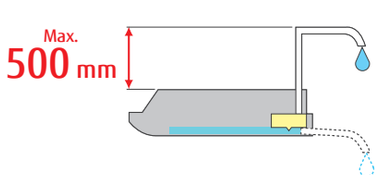

Dimensions

(Unit : mm)

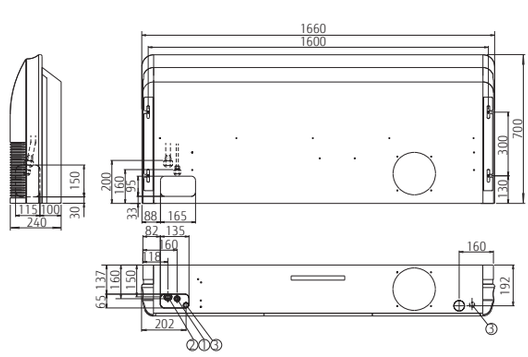

① Refrigerant piping flare connection (Liquid)
② Refrigerant piping flare connection (Gas)
③ Drain piping connection

Wall Mounted Standard Range New Design & Large Capacity



Features

Large Capacity & Powerful airflow

Achieved large capacity and powerful airflow by large heat exchanger, long cross-flow fan, high output DC fan motor and new airflow structure design.

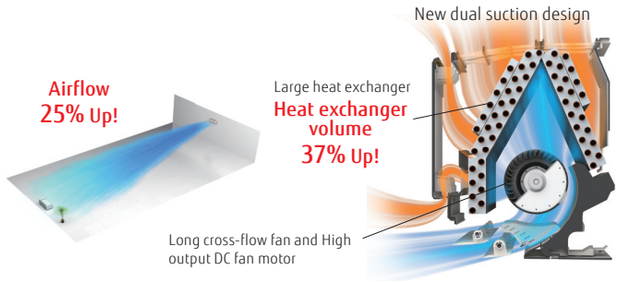

Human sensor

Human sensor catches movements of people in a room, and operates with lower capacity when people leave the room. When people come back to the room, it automatically returns to previous operating mode.



Server room function*

The following interlock operation is possible by connecting 2 indoor units with a cable. Cooling operation can be performed even in the low outdoor temperature and low humidity environment.



- **Alternative operation:** Two units operate alternately
- **Backup operation:** When 1 unit breaks down, the other unit starts operating automatically.
- **Supporting operation:** Both units operate simultaneously when the loaded capacity is not enough with one unit

*2 x UTY-XWNX of optional parts are required.

High seasonal energy efficiency

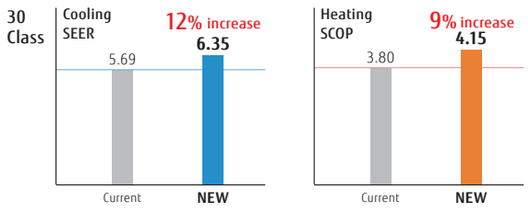

Low ambient operation

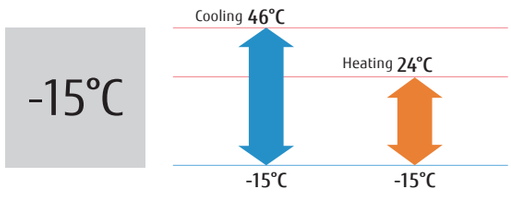

Model: ASYG30LMTA / ASYG36LMTA





Wireless R.C.



Specifications

Model No.	Indoor unit			ASYG30LMTA	ASYG36LMTA
	Outdoor unit			AOYG30LMTA	AOYG36LMTA
Power Source				Single-phase, ~230V, 50Hz	
Capacity	Cooling		kW	8.0 (2.9-9.0)	9.4 (2.9-10.0)
	Heating			8.8 (2.2-11.0)	10.1 (2.7-11.2)
Input Power	Cooling/Heating		kW	2.33/2.41	3.16/2.96
EER	Cooling		W/W	3.43	2.97
COP	Heating			3.65	3.41
Pdesign	Cooling/Heating(-10°C)		kW	8.0/6.5	9.4/7.1
SEER	Cooling		W/W	6.35	5.73
SCOP	Heating (Average)			4.15	4.19
Energy Efficiency Class	Cooling			A++	A+
	Heating (Average)			A+	A+
Max. Operating Current	Cooling/Heating		A	14.5/14.5	19.0/19.0
Annual Energy Consumption	Cooling		kWh/a	441	575
	Heating			2,193	2,373
Moisture Removal			l/h	2.7	3.7
Sound Pressure Level	Indoor (Cooling)	H/M/L/Q	dB(A)	50/44/38/31	50/44/38/31
	Indoor (Heating)	H/M/L/Q		49/44/39/31	49/44/39/31
	Outdoor(Cooling/Heating)	High		52/55	55/56
Sound Power Level	Indoor(Cooling/Heating)	High		65/65	65/65
	Outdoor(Cooling/Heating)	High		67/68	68/70
Airflow Rate	Indoor / Outdoor	High	m^3/h	1380/3600	1380/3800
Net Dimensions H x W x D	Indoor		mm	340×1150×280	340×1150×280
Weight			kg(lbs)	18 (40)	18 (40)
	Outdoor		mm	830×900×330	830×900×330
			kg(lbs)	61 (134)	61 (134)
Connection Pipe Diameter (Liquid / Gas)			mm	9.52/15.88	9.52/15.88
Drain hose Diameter (I.D./O.D.)				13.8 / 15.8 to 16.7	13.8 / 15.8 to 16.7
Max Pipe Length (Pre-Charge)			m	50 (20)	50 (20)
Max Height Difference				30	30
Operation Range	Cooling		°CDB	-15 to 46	-15 to 46
	Heating			-15 to 24	-15 to 24
Refrigerant	Type (Global Warming Potential)			R410A (2,088)	R410A (2,088)
	Charge		kg(CO2eq-T)	2.10 (4.4)	2.10 (4.4)

Optional parts

Wired Remote Controller (Touch panel (two-wire)): UTY-RNRYZ1 + UTY-TWRX
Wired Remote Controller (High grade (three-wire)): UTY-RVNYM + UTY-XWNX
Wired Remote Controller (two-wire): UTY-RLRY + UTY-TWRX
Wired Remote Controller(three-wire): UTY-RNNYM + UTY-XWNX
Simple Remote Controller (three-wire): UTY-RSNYM, UTY-RSRY + UTY-XWNX
External input and output PCB (with box): UTY-XCSXZ1 + UTZ-GXXB
External Connect Kit: UTY-XWZX

Dimensions

(Unit : mm)

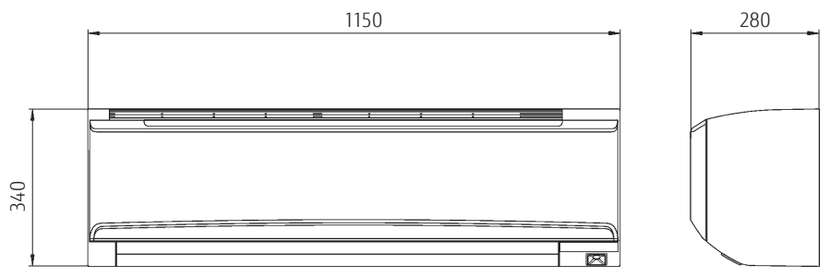

SIMULTANEOUS MULTI

For Light Commercial





PRODUCT LINEUP

Type	BTU				
	36	45	54	72	90
Twin/Triple Single phase Page 058	 AOYG36LBTB	 AOYG45LBTB	 AOYG54LBTB		
Twin/Triple 3 phase Page 058	 AOYG36LATT	 AOYG45LATT	 AOYG54LATT		
NEW Twin/Triple/ Double Twin 3 phase Page 060				 AOYG72LRLA	 AOYG90LRLA



SIMULTANEOUS MULTI

058 Simultaneous Multi Twin/Triple
060 Simultaneous Multi Twin/Triple/Double Twin

Simultaneous Multi Twin/Triple



Features

Can support various installation scenes from office to commercial space by same place multi connection of up to 3 units.

Indoor units distributed layout according to the shape and number of people and lighting conditions of the room.
Ideal comfortable air flow distribution can be realized.

Installation according to floor layout

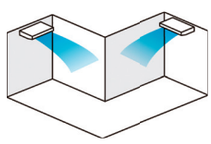

Installation according to lighting conditions

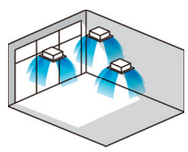

Installation according to layout and lighting conditions

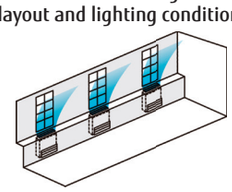

Simultaneous control

Max 16 indoor units are simultaneously controlled with a wired remote controller.

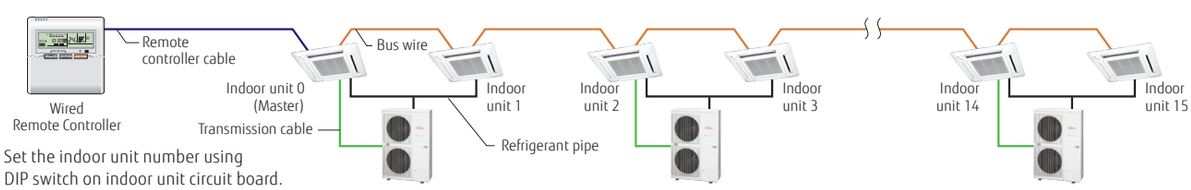

Set the indoor unit number using
DIP switch on indoor unit circuit board.

Simultaneous Operation Multi type Indoor Unit Line up

Outdoor unit		AOYG36LBTB/AOYG36LATT	AOYG45LBTB/AOYG45LATT	AOYG54LBTB/AOYG54LATT	
		4HP	5HP	6HP	
Indoor unit	Combination	Twin			Triple
		18×2	22×2	24×2	18×3
	Cassette	AUYG18LVLB×2	AUYG22LVLA×2	AUYG24LVLA×2	AUYG18LVLB×3
	Duct	ARYG18LLTB×2	ARYG22LMLA×2	ARYG24LMLA×2	ARYG18LLTB×3
	Ceiling	ABYG18LVTB×2	ABYG22LVTA×2	ABYG24LVTA×2	ABYG18LVTB×3
Separation tube		UTP-SX236A×1	UTP-SX254A×1	UTP-SX254×1	UTP-SX354A×1

Model : AOYG36LBTB / AOYG45LBTB / AOYG54LBTB
AOYG36LATT [3phase] / AOYG45LATT [3phase] / AOYG54LATT [3phase]



Specifications

Model No.	Indoor unit			Compact Cassette		
				AUYG18LVLB	AUYG22LVLA	AUYG24LVLA
Power Source				Single-phase, ~230V, 50Hz		
Airflow Rate (High)	Cooling	H/M/L/Q	m^3/h	680/580/490/410	930/830/600/450	930/830/600/450
Net Dimension H × W × D			mm	245×570×570	245×570×570	245×570×570
Weight			kg(lbs)	15 (33)	16 (35)	16 (35)
Cassette Grille				UTG-UFYD-W	UTG-UFYD-W	UTG-UFYD-W

Model No.	Indoor unit			Duct			Floor/Ceiling Universal		
				ARYG18LLTB	ARYG22LMLA	ARYG24LMLA	ABYG18LVTB	ABYG22LVTA	ABYG24LVTA
Power Source				Single-phase, ~230V, 50Hz			Single-phase, ~230V, 50Hz		
Airflow Rate (High)	Cooling	H/M/L/Q	m^3/h	940/880/820/750	1100/910/750/580		780/700/560/500	980/820/680/540	
Net Dimension H × W × D			mm	198 × 900 × 620	270 × 1135 × 700		199 × 990 × 655	199 × 990 × 655	
Weight			kg(lbs)	38 (84)	38 (84)		27 (60)	27 (60)	

Model No.	Outdoor unit			AOYG36LBTB	AOYG45LBTB	AOYG54LBTB	AOYG36LATT	AOYG45LATT	AOYG54LATT
Capacity	Cooling		kW	10.0	12.1	13.3	10.0	12.5	14.0
	Heating			11.2	14.0	15.0	11.2	14.0	16.0
Power Source				Single-phase, ~230V, 50Hz			3-phase, ~400V, 50Hz		
Pdesign	Cooling		kW	10.0	-	-	10.0	-	-
	Heating (-10°C)			10.0	-	-	10.0	-	-
SEER	Cooling		W/W	5.56	-	-	6.00	-	-
SCOP	Heating			3.90	-	-	4.00	-	-
Annual Energy Consumption	Cooling		kWh/a	629	-	-	583	-	-
	Heating			3588	-	-	3499	-	-
Energy Efficiency Class	Cooling			A	-	-	A+	-	-
	Heating			A	-	-	A+	-	-
Sound Pressure Level (High)	Cooling		dB(A)	52	54	55	51	54	55
Sound Power Level (High)	Heating			69	70	72	69	69	71
Net Dimension H × W × D			mm	1290×900×330	1290×900×330	1290×900×330	1290×900×330	1290×900×330	1290×900×330
Weight			kg(lbs)	93(205)	93(205)	93(205)	104 (229)	104 (229)	104 (229)
Connection Pipe Diameter (Liquid / Gas)			mm	9.52/15.88	9.52/15.88	9.52/15.88	9.52/15.88	9.52/15.88	9.52/15.88
Max Pipe Length (Pre-Charge)			m	75(30)	75(30)	75(30)	75(30)	75(30)	75(30)
Height Difference				30	30	30	30	30	30
Operation Range	Cooling		°CDB	-15 to 46	-15 to 46	-15 to 46	-15 to 46	-15 to 46	-15 to 46
	Heating			-15 to 24	-15 to 24	-15 to 24	-15 to 24	-15 to 24	-15 to 24
Refrigerant	Type (Global Warming Potential)			R410A (2,088)	R410A (2,088)	R410A (2,088)	R410A (2,088)	R410A (2,088)	R410A (2,088)
	Charge		kg(CO2eq-T)	3.45 (7.2)	3.45 (7.2)	3.45 (7.2)	3.45 (7.2)	3.45 (7.2)	3.45 (7.2)
Separation tube				UTP-SX236A(Twin)	UTP-SX254A(Twin)	UTP-SX254A(Twin)/ UTP-SX354A(Triple)	UTP-SX236A (Twin)	UTP-SX254A (Twin)	UTP-SX254A (Twin) / UTP-SX354A (Triple)

*Different type and capacity indoor units can not be connected .
*The above table is the value for connecting with cassette type.

Dimensions

(Unit : mm)

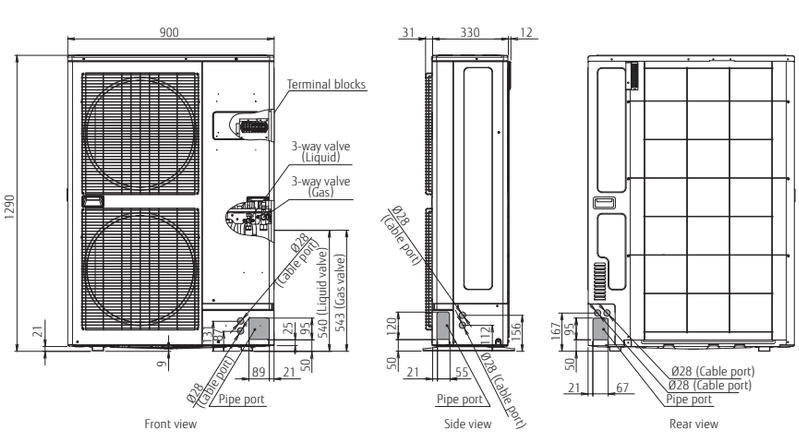

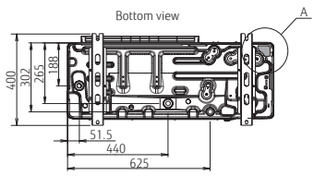

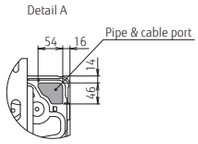

NEW Simultaneous Multi Twin/Triple/Double Twin



Features

Can support various applications from large open plan offices to retail stores with up to 4 indoor units.

Indoor units distributed layout according to the shape and number of people and lighting conditions of the room even on wide floors. Ideal comfortable air flow distribution can be realized.

Installation according to floor layout

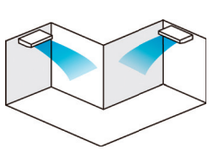

Installation according to lighting conditions

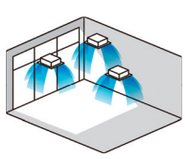

Installation according to layout and lighting conditions

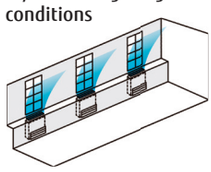

Installation according to large space

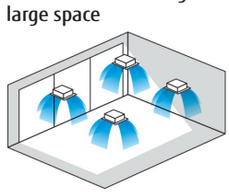

Simultaneous control

Max 16 indoor units are simultaneously controlled with a wired remote controller.

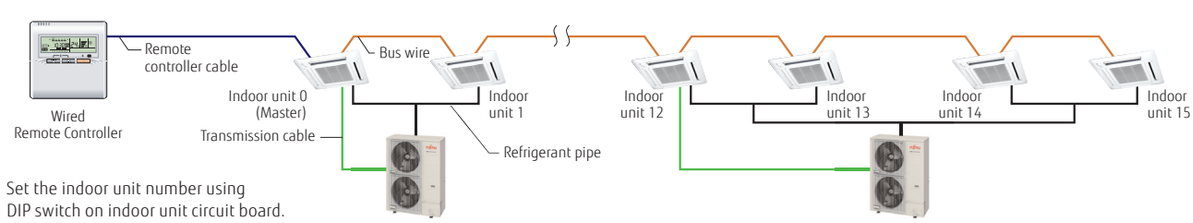

Simultaneous Operation Multi type Indoor Unit Line up

Outdoor unit		AOYG72LRLA			AOYG90LRLA		
		8HP			10HP		
Indoor unit	Combination	Twin	Triple	Double Twin	Twin	Triple	Double Twin
		36×2	24×3	18×4	45×2	30×3	22×4
	Cassette	AUYG36LRLE×2	AUYG24LVLA×3	AUYG18LVLB×4	AUYG45LRLA×2	AUYG30LRLE×3	AUYG22LVLA×4
	Duct	ARYG36LMLE×2	ARYG24LMLA×3	ARYG18LLTB×4	ARYG45LMLA×2	ARYG30LMLE×3	ARYG22LMLA×4
	Ceiling	ABYG36LRTE×2	ABYG24LVTA×3	ABYG18LVTB×4	ABYG45LRTA×2	ABYG30LRTE×3	ABYG22LVTA×4
Separation tube		UTP-SX272A×1	UTP-SX372A×1	UTP-SX272A x 1 UTP-SX236A x 2	UTP-SX272A×1	UTP-SX372A×1	UTP-SX272A×1 UTP-SX254A×2

Model: AOYG72LRLA [3phase] / AOYG90LRLA [3phase]



Specifications

Tentative

Model No.	Indoor unit		Compact Cassette, Cassette					
			AUYG18LVLB	AUYG22LVLA	AUYG24LVLA	AUYG30LRLE	AUYG36LRLE	AUYG45LRLA
Power Source			Single-phase, ~230V, 50Hz					
Airflow Rate (Cooling)	H/M/L/Q	m^3/h	680/580/490/410	930/830/600/450	930/830/600/450	1600/1400/1270/1150	1800/1400/1270/1150	1900/1640/1460/1250
Net Dimension H × W × D		mm	245×570×570	245×570×570	245×570×570	288 × 840 × 840	288 × 840 × 840	288 × 840 × 840
Weight		kg(lbs)	15 (33)	16 (35)	16 (35)	26 (57)	26 (57)	26 (57)
Cassette Grille			UTG-UFYD-W			UTG-UGYA-W		

Model No.	Indoor unit		Duct					
			ARYG18LLTB	ARYG22LMLA	ARYG24LMLA	ARYG30LMLE	ARYG36LMLE	ARYG45LMLA
Power Source			Single-phase, ~230V, 50Hz					
Airflow Rate (Cooling)	H/M/L/Q	m^3/h	940/880/820/750	1100/910/750/580	1100/910/750/580	1900/1620/1270/980	1900/1620/1270/980	2100/1750/1350/1070
Net Dimension H × W × D		mm	198 × 900 × 620	270 × 1135 × 700	270 × 1135 × 700	270 × 1135 × 700	270 × 1135 × 700	270 × 1135 × 700
Weight		kg(lbs)	23 (51)	38 (84)	38 (84)	40 (88)	40 (88)	40 (88)

Model No.	Indoor unit		Floor/Ceiling, Ceiling					
			ABYG18LVTB	ABYG22LVTA	ABYG24LVTA	ABYG30LRTE	ABYG36LRTE	ABYG45LRTA
Power Source			Single-phase, ~230V, 50Hz					
Airflow Rate (Cooling)	H/M/L/Q	m^3/h	780/700/560/500	980/820/680/540	980/820/680/540	1660/1500/1200/1000	1900/1500/1200/1000	2100/1700/1400/1100
Net Dimension H × W × D		mm	199 × 990 × 655	199 × 990 × 655	199 × 990 × 655	240 × 1660 × 700	240 × 1660 × 700	240 × 1660 × 700
Weight		kg(lbs)	27 (60)	27 (60)	27 (60)	46 (101)	46 (101)	46 (101)

Model No.	Outdoor unit		AOYG72LRLA	AOYG90LRLA
Capacity	Cooling	kW	19.0	22.0
	Heating		22.4	27.0
Power Source			3-phase, ~400V, 50Hz	
Sound Pressure Level (High)	Cooling	dB(A)	55	55
Net Dimension H × W × D		mm	1428×1080×480	1428×1080×480
Weight		kg(lbs)	*	*
Connection Pipe Diameter (Liquid / Gas)		mm	12.7/25.4	12.7/25.4
Max Pipe Length (Pre-Charge)		m	100 (30)	100 (30)
Height Difference			30	30
Operation Range	Cooling	°CDB	–15 to 46	–15 to 46
	Heating		–20 to 24	–20 to 24
Refrigerant	Type (Global Warming Potential)		R410A (2,088)	R410A (2,088)
	Charge	kg(CO2eq-T)	*	*

*: That specification is not fixed yet.

- Different type and capacity indoor units can not be connected.
- The above table is the value for connecting with cassette type.

Dimensions

(Unit : mm)

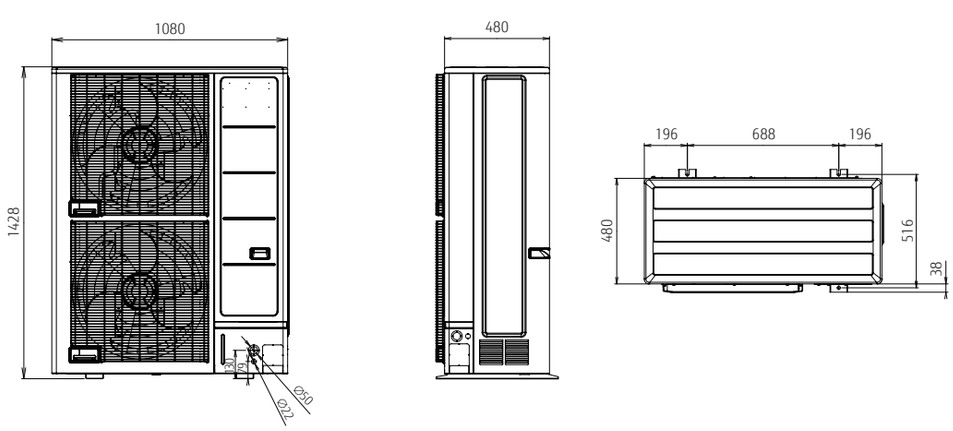

SMALL VRF

For Light Commercial

AIRSTAGE™





PRODUCT LINEUP SMALL VRF Outdoor Units

Capacity (kW)	12.1	14.0	15.1-15.5	22.4	28.0	33.5
HP	4	5	6	8	10	12
NEW J-IIIL Series Page 064~				 AJY072LELAH	 AJY090LELAH	 AJY108LELAH
J-III Series Page 068~	 AJY040LBLAH AJY040LELAH	 AJY045LBLAH AJY045LELAH	 AJY054LBLAH AJY054LELAH			
J-IIS Series Page 072~	 AJY040LCLAH	 AJY045LCLAH	 AJY054LCLAH			

SMALL VRF

062 PRODUCT LINEUP SMALL VRF Outdoor Units
064 AIRSTAGE™ J-IIIL
068 AIRSTAGE™ J-III
072 AIRSTAGE™ J-IIS
076 PRODUCT LINEUP SMALL VRF Indoor Units

Small VRF New Indoor Units

078 Cassette Circular Flow
079 Mini Duct
080 Compact Floor
081 Wall Mounted
084 Indoor Units for SMALL VRF Specifications

NEW Heat Pump for Small Capacity Type



System Outline

Compact Outdoor unit

The compact and low sound level enable the units to be installed to various environment with restriction and/or limited spaces such as mechanical rooms and or rooftops.

Small room application

Up to 30 indoor units can be connected by the optimum heat exchanger structure. Available to various small rooms.

Quiet design

Top class low sound operation has been achieved. This allows installation of the units to various places without a special sound prevention work.



Compact Design

This model is much more compact than conventional 12HP comparable outdoor unit. Inconspicuous installation is available even on the roof.

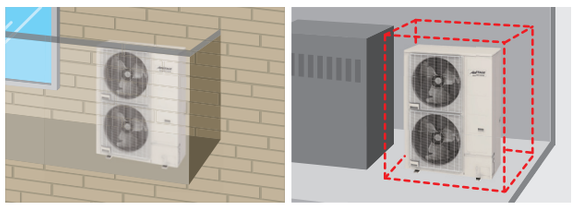

Model / 12HP class



Current model J-IIIL

Height difference
1,428 mm
▲26%

Space aria
0.71 m²
▲27%

Advanced high efficiency technology



∅570mm

Large propeller fan
The high efficiency and the low sound operation are mutually realized by reduction of a draft loss which are enabled by the Fujitsu General's original blade design and a large diameter propeller fan.



DC fan motor
Miniaturized, low noise, high efficiency, multi-stage DC fan motor is mounted.



Large heat exchanger
Heat exchange performance is substantially improved by mounting of 2-row large heat exchanger.





DC inverter control
Efficiency is improved by mounting of new active filter module.



Subcool heat exchanger
Cooling performance is improved by mounting of dual tube heat exchanger.

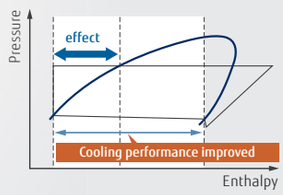

15-120 rps



Scroll compressor
The equipment of scroll compressor with a wide range of rotational frequency from 15 to 120 rps together with Fujitsu General's unique sensorless sine wave control method which smoothly control the input power run into the motor realized a mutual improvement on the energy efficient operation and the low sound operation.

Features

Long Piping Length

Our advanced refrigerant control technology allows us to achieve a total refrigerant piping length of 180 m. This opens up new possibilities in system design.

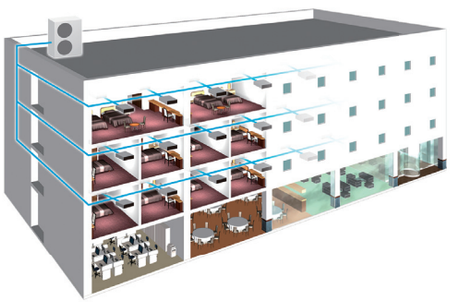

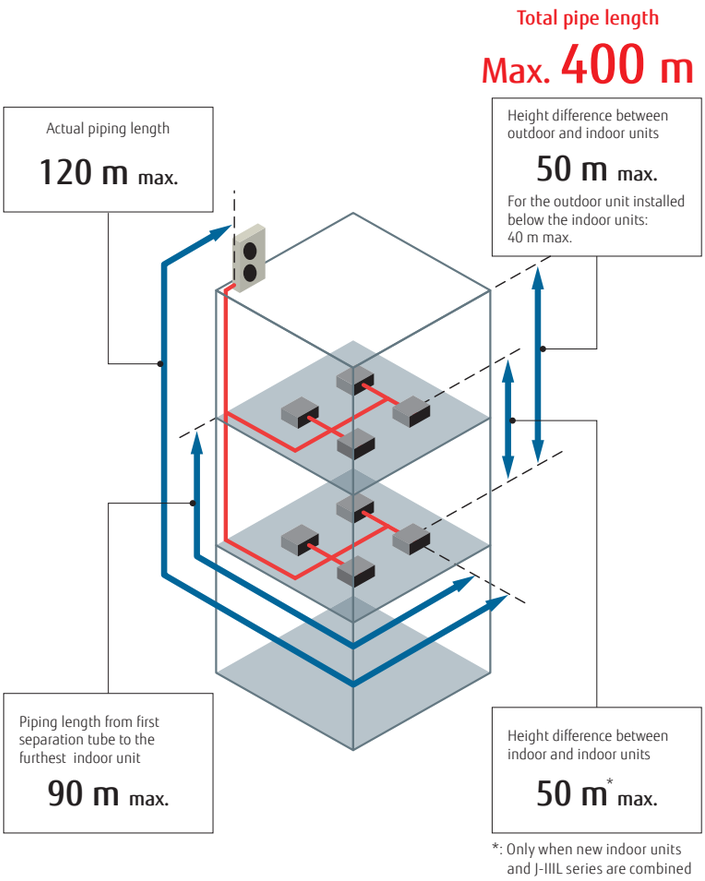

*: Only when new indoor units and J-IIIL series are combined

Up to 30 units can be connected

The combination of the smallest but adequate capacity indoor unit and a new outdoor unit with the optimum heat exchanger structure has realized the industry's top class connection of 30 units.
The total pipe length has been extended up to 400 meters to fulfill various room layouts.

High Static Pressure

External static pressure is available up to 30 Pa. (only 12HP)





Top Class Low Operating Sound

Top class low operating sound is realized. Highly suited to densely populated areas thanks to their low operating sound.

Sound Power Level



J-IIIL (8HP)

Current model (8HP)

NEW 8,10,12HP: AJY072LELAH / AJY090LELAH / AJY108LELAH



Specifications

Rating Capacity range		HP	8	10	12
Model name			AJY072LELAH	AJY090LELAH	AJY108LELAH
Maximum Connectable Indoor Unit			1-20	1-25	1-30
Power source			3 phase, ~400V, 50Hz		
Capacity	Cooling	kW	22.4	28.0	33.5
	Nominal Heating		22.4	28.0	33.5
	Max Heating		25.0	31.5	37.5
Input power	Cooling	kW	6.30	8.59	10.42
	Nominal Heating		4.65	6.61	8.18
	Max Heating		5.45	8.29	10.25
EER	Cooling	W/W	3.56	3.26	3.22
COP	Nominal Heating		4.82	4.24	4.10
	Max Heating		4.56	3.80	3.66
Air flow late		m^3/h	8,400	9,000	11,000
Sound pressure level / Power level	Cooling	dB(A)	52/66	54/69	59/73
	Heating		54/—	57/—	61/—
Net Dimensions	Height	mm	1,428	1,428	1,428
	Width		1,080	1,080	1,080
	Depth		480	480	480
Weight		kg	170	177	178
Refrigerant	Type (Global Warming Potential)		R410A (2,088)	R410A (2,088)	R410A (2,088)
	Charge	kg(CO2eq-T)	7.0 (14.6)	7.5 (15.7)	7.5 (15.7)
Connection pipe diameter	Liquid	mm	9.52	9.52	12.70
	Gas		19.05	22.20	28.58
Total pipe length		m	400	400	400
Max. height difference			50/40 (Outdoor unit: Upper/Lower)		
Operation range	Cooling	˚C	-15 to 46	-15 to 46	-15 to 46
	Heating		-20 to 21	-20 to 21	-20 to 21

Note: Specifications are based on the following conditions.
Cooling: Indoor temperature of 27°CDB / 19°CWB, and outdoor temperature of 35°CDB / 24°CWB.
Heating: Indoor temperature of 20°CDB / (15°CWB), and outdoor temperature of 7°CDB / 6°CWB.
Pipe length: 7.5 m; Height difference between outdoor unit and indoor unit: 0 m.

Dimensions

(Unit : mm)

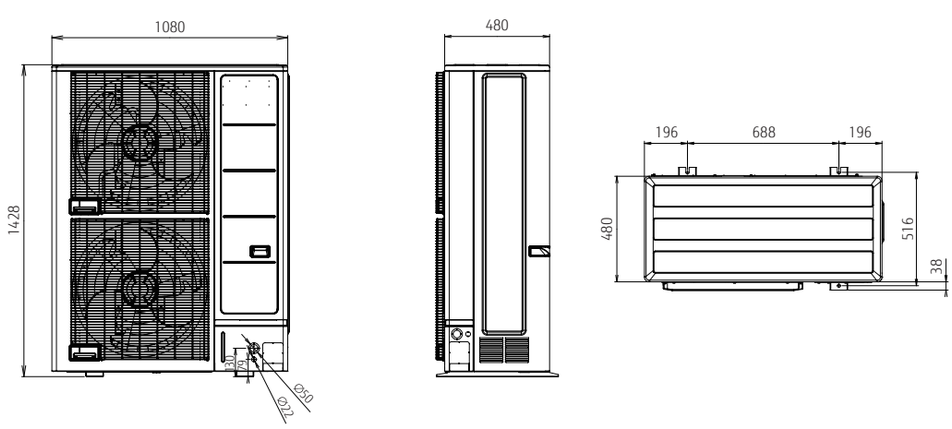

Heat Pump for Small Capacity Type



AIRSTAGE™ J-III

Fujitsu General provides air conditioning systems
for a wide range of applications
from small office buildings and stores to large houses.

System Outline

High Energy Efficiency

Heat pump inverter control is used to achieve anefficient cooling and heating operation in any indoor unit combination.

Flexible systems for small- and medium-size buildings air conditioning

Space saving design and long piping design allow for flexible installation on the roofs or balconies of small and medium-size buildings.
Multiple indoor units of various capacities and types can be connected.

EUROVENT CERTIFIED PERFORMANCE
www.eurovent-certification.com

www.eurovent-certification.com
www.certiflash.com



Efficiency in actual operation

Top class high COP is achieved for all models by large heat exchanger, high efficient DC twin compressor, and our own technologies.

High EER / COP

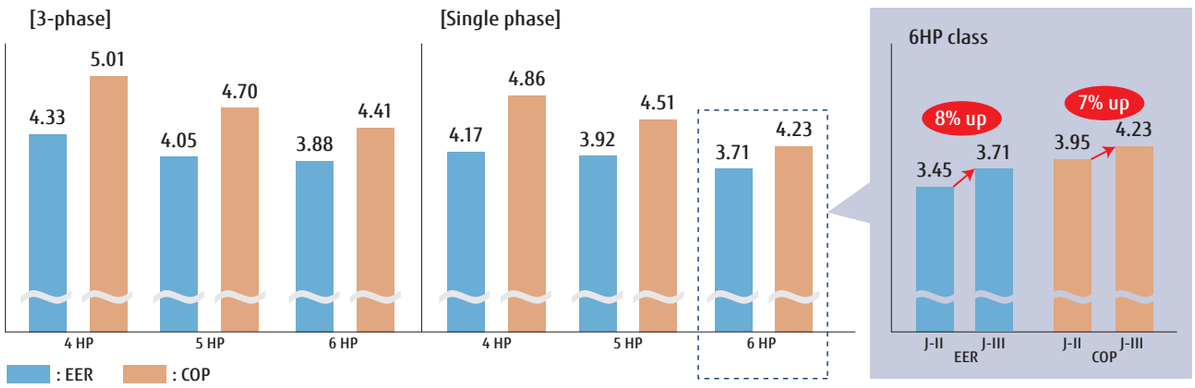

Advanced high efficiency technology

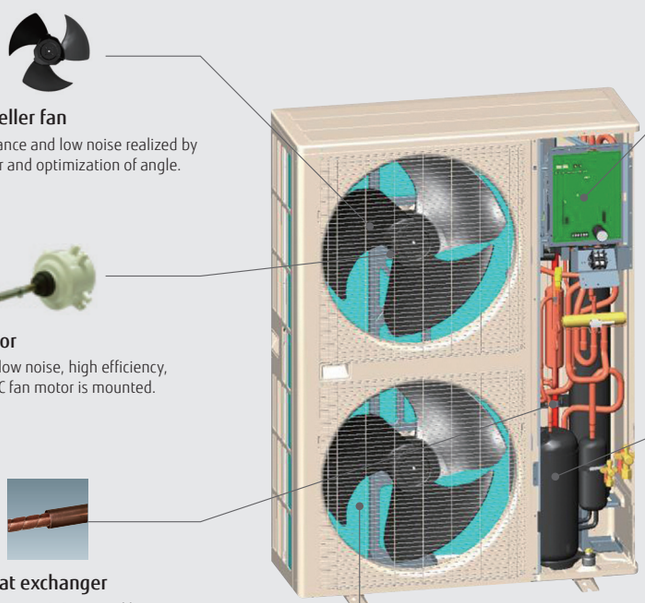

Large propeller fan

High performance and low noise realized by large propeller and optimization of angle.

DC fan motor

Miniaturized, low noise, high efficiency, multi-stage DC fan motor is mounted.

Subcool heat exchanger

Cooling performance is improved by mounting of dual tube heat exchanger.

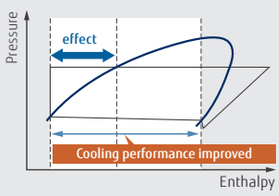

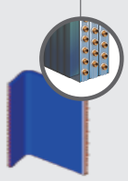

Large heat exchanger

Heat exchange performance is substantially improved by mounting of 3-row large heat exchanger.



DC inverter control

Efficiency is improved by mounting of new active filter module.

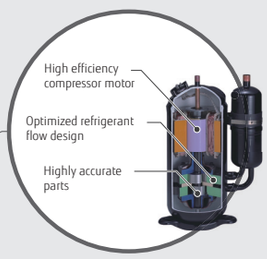

DC twin rotary compressor

Efficiency in all load regions is good. Especially good performance from low to medium at normal operation.

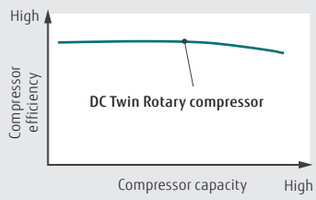

Features

Long Piping Length

Our advanced refrigerant control technology allows us to achieve a total refrigerant piping length of 180 m. This opens up new possibilities in system design.



Total pipe length

Max. 180 m

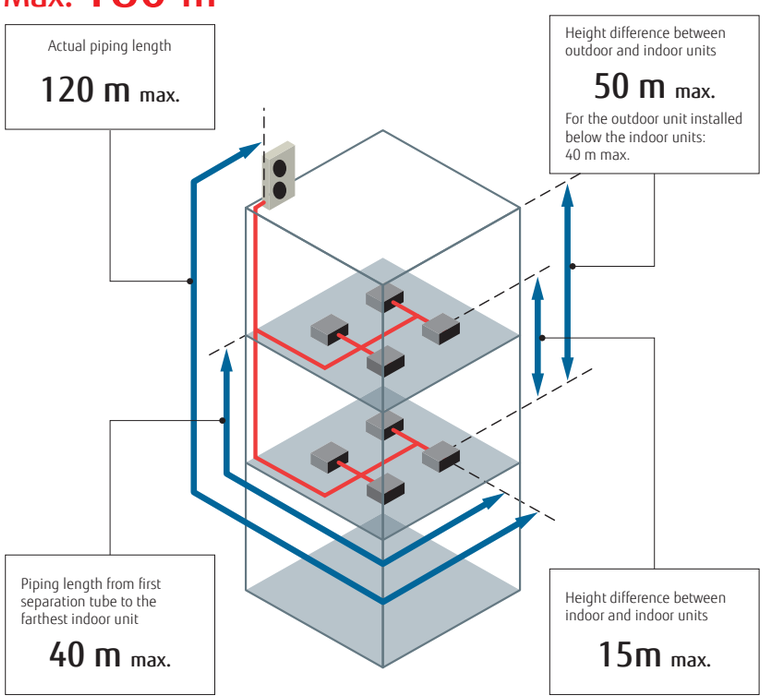

Non-stop oil recovery operation

A comfortable room condition is maintained during oil recovery mode because the product continues to operate without stopping the cooling or heating operation.

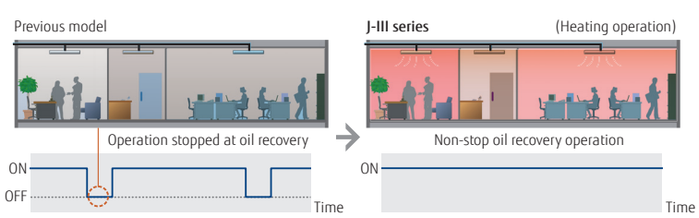

Easier Installation

Connection check function : Possible to confirm whether wiring connection and address setting are correct by a quick check run function.



4,5,6HP : AJY040LBLAH / AJY045LBLAH / AJY054LBLAH
AJY040LELAH [3phase] / AJY045LELAH [3phase] / AJY054LELAH [3phase]



Specifications

Rating Capacity range		HP	4	5	6	4	5	6
Model name			AJY040LBLAH	AJY045LBLAH	AJY054LBLAH	AJY040LELAH	AJY045LELAH	AJY054LELAH
Maximum Connectable Indoor Unit			1-9	1-10	1-13	1-9	1-10	1-13
Power source			Single-phase, ~230V, 50Hz			3-phase, ~400V, 50Hz		
Capacity	Cooling	kW	12.1	14.0	15.5	12.1	14.0	15.5
	Heating		13.6	16.0	18.0	13.6	16.0	18.0
Input power	Cooling	kW	2.90	3.57	4.18	2.79	3.46	3.99
	Heating		2.80	3.55	4.26	2.71	3.40	4.08
EER	Cooling	W/W	4.17	3.92	3.71	4.33	4.05	3.88
COP	Heating	W/W	4.86	4.51	4.23	5.01	4.70	4.41
Air flow late		m^3/h	6,200	6,400	6,900	6,200	6,400	6,900
Sound pressure level / Power level	Cooling	dB(A)	50 / 66	51 / 67	53 / 69	50 / 66	51 / 67	53 / 69
	Heating		52 / 68	53 / 69	55 / 71	52 / 68	53 / 69	55 / 71
Heat exchanger fin			Blue fin	Blue fin	Blue fin	Blue fin	Blue fin	Blue fin
Net Dimensions	Height	mm	1,334	1,334	1,334	1,334	1,334	1,334
	Width		970	970	970	970	970	970
	Depth		370	370	370	370	370	370
Weight		kg	117	117	119	119	119	119
Refrigerant	Type (Global Warming Potential)		R410A (2,088)	R410A (2,088)	R410A (2,088)	R410A (2,088)	R410A (2,088)	R410A (2,088)
	Charge	kg(CO2eq-T)	4.8 (10.0)	5.3 (11.1)	5.3 (11.1)	4.8 (10.0)	5.3 (11.1)	5.3 (11.1)
Connection pipe diameter	Liquid	mm	9.52	9.52	9.52	9.52	9.52	9.52
	Gas		15.88	15.88	19.05	15.88	15.88	19.05
Total pipe length		m	180	180	180	180	180	180
Max. height difference			50/40 (Outdoor unit: Upper/Lower)			50/40 (Outdoor unit: Upper/Lower)		
Operation range	Cooling	℃	-5 to 46	-5 to 46	-5 to 46	-5 to 46	-5 to 46	-5 to 46
	Heating		-20 to 21	-20 to 21	-20 to 21	-20 to 21	-20 to 21	-20 to 21

Note: Specifications are based on the following conditions.
Cooling: Indoor temperature of 27°CDB/19°CWB, and outdoor temperature of 35°CDB/24°CWB.
Heating: Indoor temperature of 20°CDB/(15°CWB), and outdoor temperature of 7°CDB/6°CWB.
Pipe length: 7.5 m; Height difference between outdoor unit and indoor unit: 0 m.
The protective function may work when using it outside the operation range.

Dimensions

(Unit : mm)

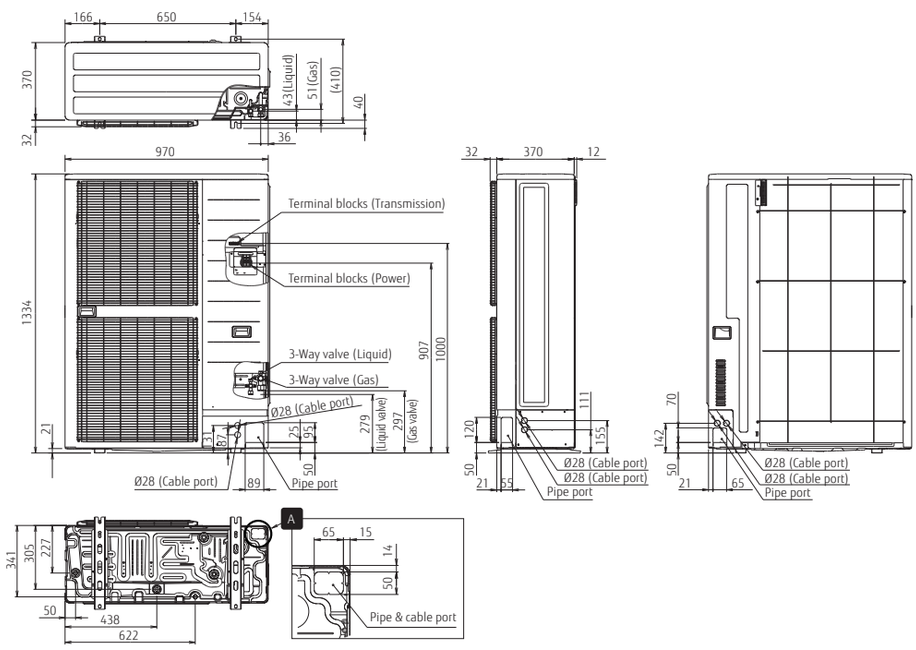

Heat Pump for Small Capacity Type



AIRSTAGE™ J-IIS

Fujitsu General provides air conditioning systems
for a wide range of applications
from small office buildings and stores to large houses.

System Outline

Space saving and low sound level design

Economical individual air conditioning is realized by ALL-DC technology, large capacity DC twin rotary compressor, and 3-row heat exchanger though the size is compact.

Flexible systems for homes, shops, small-size buildings air conditioning

Due to compact size design and flexible piping design, J-IIS series can be installed easily at the place where the installation space is limited such as homes, shops, and small offices. Multiple indoor units of various capacities and types can be connected.

EUROVENT CERTIFIED PERFORMANCE
www.eurovent-certification.com

www.eurovent-certification.com
www.certiflash.com



Small and light weight outdoor unit

This model is much more compact than conventional 6 HP comparable outdoor units. Even when installed on the balcony it fits within the height of the fence. The compact size with a height of less than 1 m allows it to be installed under windows and in tight spaces

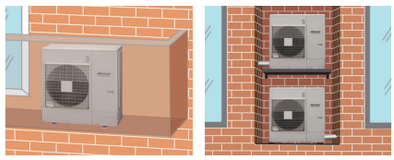



Model / 6HP class

Height difference
998 mm
▲25%

Light weight
87 kg
▲26%

Advanced high efficiency technology



Large propeller fan
High performance and low noise realized by large propeller and optimization of angle.



DC fan motor
Miniaturized, low noise, high efficiency, multi-stage DC fan motor is mounted.

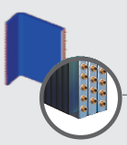

Large heat exchanger
Heat exchange performance is substantially improved by mounting of 3-row large heat exchanger.



High heat transfer copper tube (Improved lead angle)





DC inverter control
Efficiency is improved by mounting of new active filter module.



Compact and high performance DC twin rotary compressor
Efficiency in all load regions is good. Especially good performance from low to medium at normal operation.

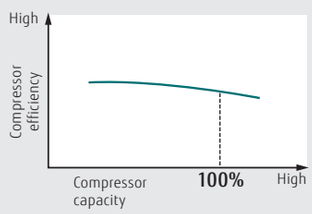



Smooth airflow grille
This grille was aerodynamically designed for good efficiency with little blow loss.

Features

Long piping length

Our advanced refrigerant control technology allows us to achieve a total refrigerant piping length of 80 m. This opens up new possibilities in system design.



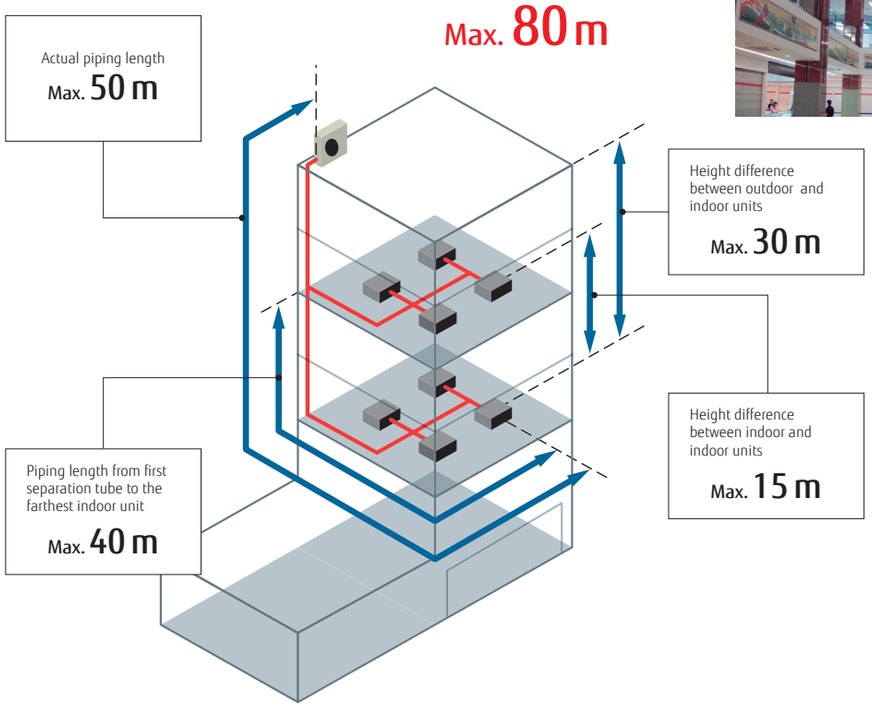

Non-stop oil recovery operation

A comfortable room condition is maintained during oil recovery mode because the product continues to operate without stopping the cooling or heating operation.

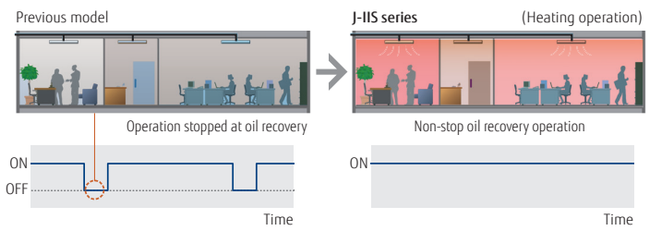

Easier Installation

Connection check function : Possible to confirm whether wiring connection and address setting are correct by a quick check run function.

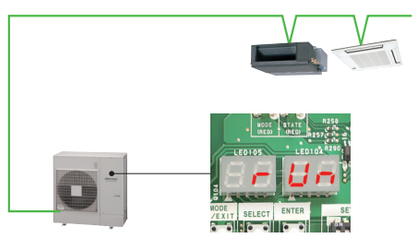

- Display connected indoor unit numbers
- Duplicately set address number of indoor unit can be displayed

4,5,6HP : AJY040LCLAH / AJY045LCLAH / AJY054LCLAH



Specifications

Rating Capacity range		HP	4	5	6
Model name			AJY040LCLAH	AJY045LCLAH	AJY054LCLAH
Maximum Connectable Indoor Unit			7	8	8
Power source			Single-phase, ~230V, 50Hz		
Capacity	Cooling	kW	12.1	14.0	15.1
	Heating		13.6	16.0	16.5
Input power	Cooling	kW	3.44	4.43	5.03
	Heating		3.09	3.93	4.11
EER	Cooling	W/W	3.52	3.16	3.00
COP	Heating	W/W	4.40	4.07	4.01
Air flow late		m^3/h	4,040	4,200	4,200
Sound pressure level / Power level	Cooling	dB(A)	51 / 67	53 / 69	54 / 70
	Heating		54 / 68	55 / 69	56 / 70
Heat exchanger fin			Blue fin	Blue fin	Blue fin
Net Dimensions	Height	mm	998	998	998
	Width		970	970	970
	Depth		370	370	370
Weight		kg	86	86	87
Refrigerant	Type (Global Warming Potential)		R410A (2,088)	R410A (2,088)	R410A (2,088)
	Charge	kg(CO2eq-T)	4.0 (8.4)	4.0 (8.4)	4.0 (8.4)
Connection pipe diameter	Liquid	mm	9.52	9.52	9.52
	Gas		15.88	15.88	15.88
Total pipe length		m	80	80	80
Max. height difference			30	30	30
Operation range	Cooling	℃	-5 to 46	-5 to 46	-5 to 46
	Heating		-20 to 21	-20 to 21	-20 to 21

Note : Specifications are based on the following conditions.
Cooling : Indoor temperature of 27°CDB / 19°CWB, and outdoor temperature of 35°CDB / 24°CWB.
Heating : Indoor temperature of 20°CDB / (15°CWB), and outdoor temperature of 7°CDB / 6°CWB.
Pipe length : 7.5 m; Height difference between outdoor unit and indoor unit : 0 m.
The protective function may work when using it outside the operation range.

Dimensions

(Unit : mm)

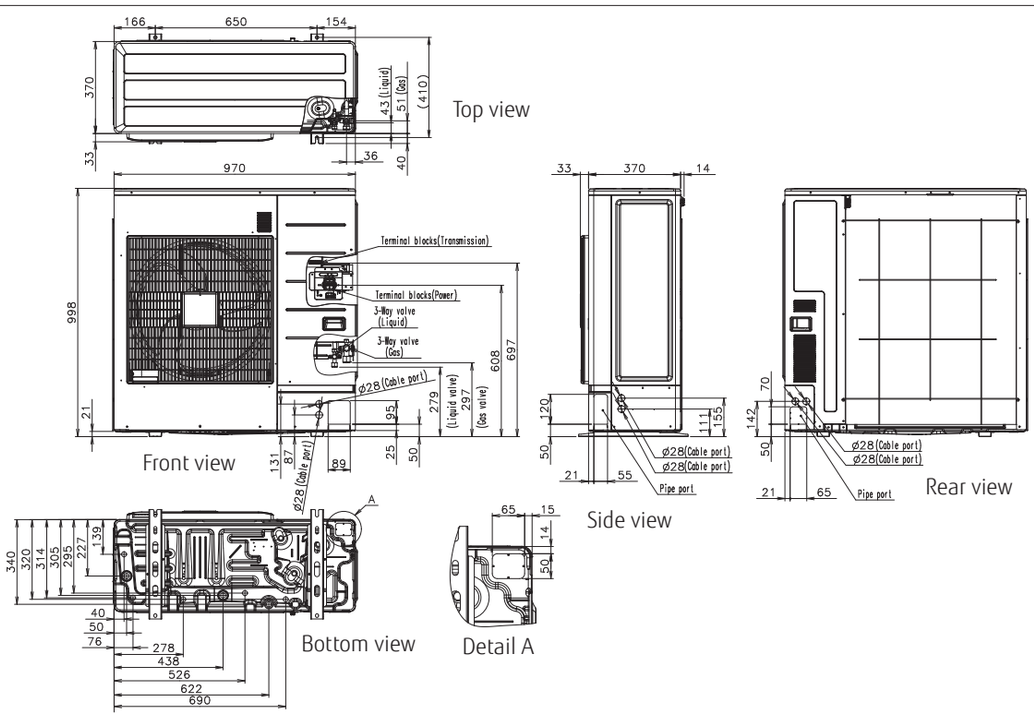

SMALL VRF Indoor Units

Capacity range (kW)		1.1	2.2	2.8	3.6	4.5	5.6
Model code		4	7	9	12	14	18
Cassette	Compact	 NEW AUXB04GBLH	 AUXB07GALH	 AUXB09GALH	 AUXB12GALH	 AUXB14GALH	 AUXB18GALH
	4-way Flow Slim type						 AUXD18GALH*1
	4-way Flow Large type						 AUXA18GALH
	NEW Circular Flow Slim type						 AUXM018GLAH
	NEW Circular Flow Large type						 AUXK018GLAH
Duct	Mini Duct (With drain pump)	 NEW ARXK04GCLH	 ARXK07GCLH	 ARXK09GCLH	 ARXK12GCLH	 ARXK14GCLH	 ARXK18GCLH
	Slim Duct (With drain pump)	 ARXD04GALH*1	 ARXD07GALH	 ARXD09GALH	 ARXD12GALH	 ARXD14GALH	 ARXD18GALH
	Medium Static Pressure Duct						
	High Static Pressure Duct						
Floor	Floor (*Same as Ceiling models)				 ABYA12GATH	 ABYA14GATH	 ABYA18GATH
	Slim Concealed Floor (*Same as Slim Duct models)	 ARXD004GALH	 ARXD07GALH	 ARXD09GALH	 ARXD12GALH	 ARXD14GALH	 ARXD18GALH
	NEW Compact Floor	 AGYA004GCAH	 AGYA007GCAH	 AGYA009GCAH	 AGYA012GCAH	 AGYA014GCAH	
	NEW Compact Floor (EEV external)	 AGYE004GCAH	 AGYE007GCAH	 AGYE009GCAH	 AGYE012GCAH	AGYE014GCAH	
		With this model, connection of EV kit is necessary.					
Ceiling					ABYA12GATH	ABYA14GATH	ABYA18GATH
Wall Mounted	Wall Mounted	NEW ASYA004GTAH	NEW ASYA007GTAH	NEW ASYA009GTAH	ASYA12GACH	ASYA14GACH	NEW ASYA18GBCH
	Wall Mounted (EEV external)	NEW ASYE004GTAH	NEW ASYE007GTAH	NEW ASYE009GTAH	ASYE12GACH	ASYE14GACH	
		With this model, connection of EV kit is necessary.					

7.1	9.0	10.0	11.2	12.5	14.0	18.0	22.4	25.0	28.0
24	30	34	36	45	54	60	72	90	96
 AUXB24GALH									
 AUXD24GALH*1									
 AUXA24GALH	 AUXA30GALH	 AUXA34GALH	 AUXA36GALH	 AUXA45GALH	 AUXA54GALH				
 AUXM024GLAH	 AUXM030GLAH								
 AUXK024GLAH	 AUXK030GLAH	 AUXK034GLAH	 AUXK036GLAH	 AUXK045GLAH	 AUXK054GLAH				
 ARXK24GCLH									
 ARXD24GALH									
 ARXA24GBLH	 ARXA30GBLH		 ARXA36GBLH	 ARXA45GBLH					
			 ARXC36GBTH	 ARXC45GATH		 ARXC60GATH*2	 ARXC72GBTH*2	 ARXC90GBTH*2	 ARXC96GATH*2
 ABYA24GATH									
 ARXD24GALH									
 ABYA24GATH	 ABYA30GATH		 ABYA36GATH	 ABYA45GATH	 ABYA54GATH				
 NEW ASYA24GBCH	 NEW ASYA030GTAH	 NEW ASYA034GTAH							

*1: ARXD04GALH and AUXA18/24GALH cannot be connected to J-III L series. *2: ARXC60/72/90/96G can be connected to J-III L series only.

NEW

Cassette Circular Flow Comfort for large room

AIRSTAGE™



Model: AUXM018GLAH / AUXM024GLAH / AUXM030GLAH
AUXK018GLAH / AUXK024GLAH / AUXK030GLAH / AUXK034GLAH / AUXK036GLAH / AUXK045GLAH / AUXK054GLAH

Features

Unique Circular Flow design

New Cassette type realizes Circular Flow to blow large airflow in 360° direction by mounting high performance DC fan motor, new turbo fan and unique seamless airflow louver design.



Uniform temperature air conditioning

Achieve a comfortable air conditioning spread to every corner of the room by circular flow & wide vertical airflow.





Individual louver control

Each louver can be set individually by Touch Panel Wired Remote Controller to enjoy the comfort of different directional airflows according to various room layouts.

*Touch Panel Wired RC (UTY-RNRYZ2) only

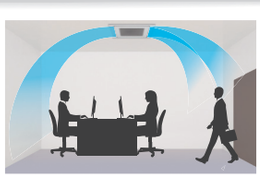

Comfortable air conditioning by preventing direct blowing of cold air and by providing swinging air flow simultaneously.



Efficient air conditioning based on the room layout

Human sensor increases more energy saving

Energy saving operation starts automatically by detecting the motion of a person. 2 modes of save operation mode and stop mode can be selected.



Human sensor (Option)

2 modes can be selected.

Auto saving	Power is saved while people are away.
Auto OFF	Operation stops after people go out.

*Touch Panel Wired RC (UTY-RNRYZ2) only

NEW

Mini Duct

AIRSTAGE™



Model: ARXK04GCLH / ARXK07GCLH / ARXK09GCLH / ARXK12GCLH / ARXK14GCLH / ARXK18GCLH / ARXK24GCLH

Features

Large living space available

- Installation space can be reduced down to minimum depth 450 mm height 198 mm and compact design
- Minimum size: Depth 450 mm, Height 198 mm Volume 27% down compared with current model
- Lightweight: 14.5 kg 15% down (4 class)

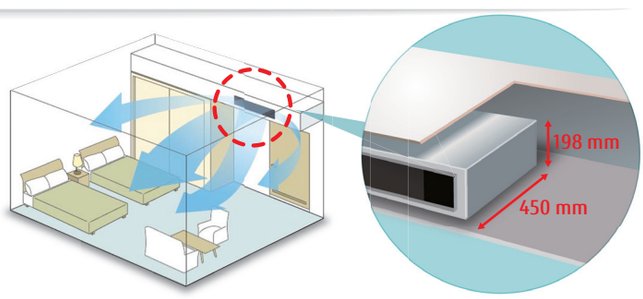

Optimum airflow path and low noise operation

Low noise is realized drastically by stabilized airflow design

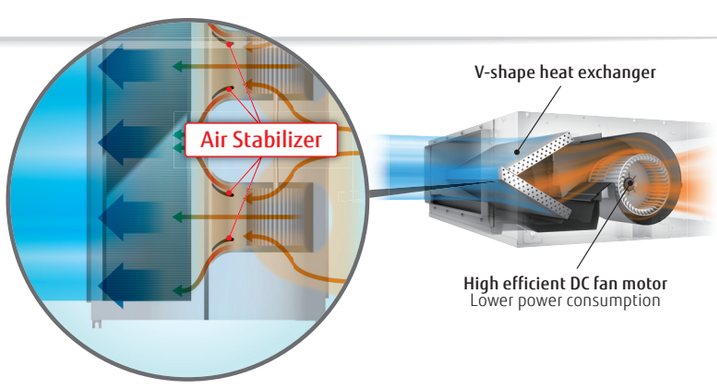

Easy design and maintenance for drain

By using the DC fan motor, it is possible to change the static pressure range from 0 to 50 Pa*.
The change of static pressure range is possible by remote controller.
*: 0 to 30 Pa. (12)

Built-in drain pump as standard:
Maintenance is easy

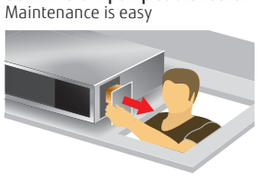

Parts can be replaced from the side of the body where maintenance is easier

Auto Louver Grille Kit (Option)

- Thin design provides a comfortable living environment over a wide area.
- Automatic louver grille provides comfortable air conditioning all the way down to the floor and matches the interior design well. (Optional)



NEW

Compact Floor Compact & Comfort

AIRSTAGE™



Model: AGYA004GCAH / AGYA007GCAH / AGYA009GCAH / AGYA012GCAH / AGYA014GCAH
AGYE004GCAH / AGYE007GCAH / AGYE009GCAH / AGYE012GCAH / AGYE014GCAH (EEV external)

Features

2-Fan & Wide airflow

Individual vertical airflow by 2-fan can control the whole room comfortably.

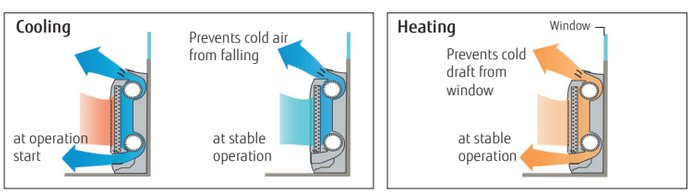

Quiet operation

Quiet operation is realized by 6 fan speed control. (via 2 wire controller)

Low noise
22 dB(A)
at 004/007/009 models



* Compatible Remote Controller is as follows:
UTY-RNRYZ2 / UTY-RLRY / UTY-RSRY / UTY-RHRY / UTY-DCGY / UTY-DTGYZ1 / UTY-ALGX / UTY-APGX

Flexible & easy installation

Due to compact and whole surface suction method model, floor, concealed, half concealed, or wall mounted installation can be available to match the room layout.

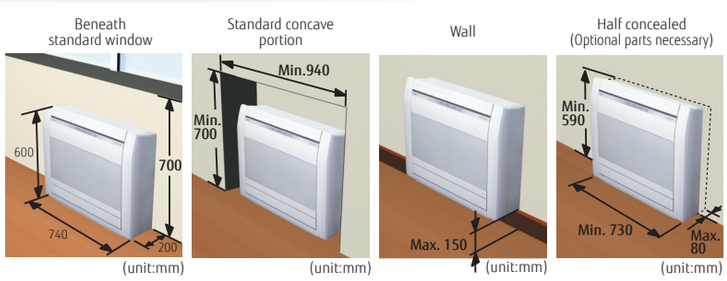

Flexible piping connection 6 direction of drain & piping

Drain horse and piping can be drawn flexibly in the right, left, side, and down directions

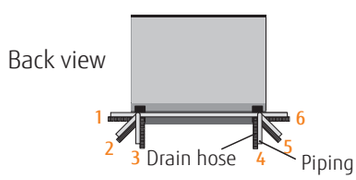

NEW Wall Mounted Standard Range

AIRSTAGE™



Model: ASYA18GBCH / ASYA24GBCH



Model: ASYA030GTAH / ASYA034GTAH

Features

Powerful & Comfort airflow

Powerful Airflow
(ASYA030GTAH)



Power diffuser
(ASYA18/24GBCH)

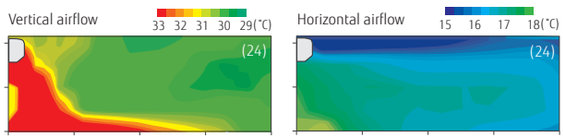

Human sensor (ASYA030/034GTAH only)

A human sensor senses the movement of humans to reduce operation when one is in the room. the wasteful consumption of energy is reduced automatically to keep down electricity bills.
(Available to wired remote controller as UTY-RNRYZ2)



Quiet operation & 6 Fan speed control

Drastic low noise is realized by new airflow structure. In addition, multistep quiet operation is available by 6-step sound level settings.

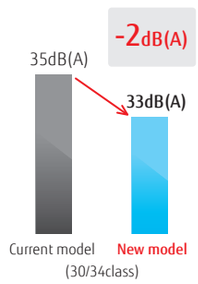

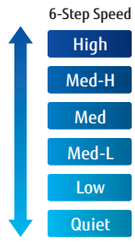



* Compatible Remote Controller is as follows:
UTY-RNRYZ2 / UTY-RLRY / UTY-RSRY / UTY-RHRY / UTY-DCGY / UTY-DTGYZ1 / UTY-ALGX / UTY-APGX

NEW

Wall Mounted Compact & Comfort

AIRSTAGE™



Model: ASYA004GTAH / ASYA007GTAH / ASYA009GTAH
ASYE004GTAH / ASYE007GTAH / ASYE009GTAH (EEV external)

Features

High efficient compact design

Ø5mm high density heat exchanger is mounted for the first time in the industry.

High density heat exchanger



Making the tube thin:
7 mm→5 mm
Increase of heat exchanger volume by high density and adopting sub heat exchanger

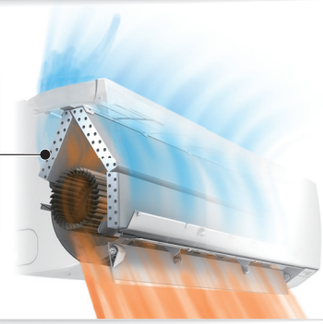

Optimized design matches to a small room

Efficient operation and refrigerant saving are realized by optimum heat exchanger design suited for small rooms.



Easy installation

Communication wiring can be installed easily by only opening the front panel and wire cover.



6 Fan Speed Control

Multistep airflow control is possible to suit the environment.

Fan speed
Quiet

Noise level
22 dB(A)



* Compatible Remote Controller is as follows:
UTY-RNRYZ2 / UTY-RLRY / UTY-RSRY / UTY-RHRY / UTY-DCGY / UTY-DTGYZ1 / UTY-ALGX / UTY-APGX



Indoor Units **for SMALL VRF** Specifications

4-way Compact Cassette



NEW

Model name				AUXB04GBLH	AUXB07GALH	AUXB09GALH	AUXB12GALH	AUXB14GALH	AUXB18GALH	AUXB24GALH
Power source				Single-phase, ~230V, 50Hz						
Capacity	Cooling	kW		1.1	2.2	2.8	3.6	4.5	5.6	7.1
	Heating			1.3	2.8	3.2	4.1	5.0	6.3	8.0
Input power		W		23	25	25	29	35	36	84
Airflow rate	High	m^3/h		530	540	550	600	680	710	1,030
	Med			420/450*1	450	450	530	590	580	830
	Low			300/350*1	350	350	390	390	400	450
Sound pressure level	High	dB(A)		34	34	35	37	38	41	50
	Med			28/30*1	30	30	34	34	35	44
	Low			21/25*1	25	25	27	27	27	30
Net Dimensions (H × W × D)		mm		245 × 570 × 570						
Weight		kg(lbs)		15 (33)					17 (37)	
Connection pipe diameter	Liquid (Flare)	mm		6.35					9.52	
	Gas (Flare)			12.70					15.88	
Drain hose diameter (I.D./O.D.)				25/32						
Cassette Grille	Model name			UTG-UFYC-W						
	Net Dimensions (H×W×D)	mm		50 × 700 × 700						
	Weight	kg(lbs)		2.6 (6)						

Note : Specifications are based on the following conditions.

Cooling : Indoor temperature of 27˚CDB / 19˚CWB, and outdoor temperature of 35˚CDB / 24˚CWB.
Heating : Indoor temperature of 20˚CDB / (15˚CWB), and outdoor temperature of 7˚CDB / 6˚CWB.
Pipe length : 7.5 m; Height difference between outdoor unit and indoor unit : 0 m. Voltage : 230 [V].
*1: This value is under cooling operation.

4-way Cassette



Model name				AUXD18GALH*	AUXD24GALH*	AUXA18GALH	AUXA24GALH	AUXA30GALH	AUXA34GALH	AUXA36GALH	AUXA45GALH	AUXA54GALH
Power source				Single-phase, ~230V, 50Hz								
Capacity	Cooling	kW		5.6	7.1	5.6	7.1	9.0	10.0	11.2	12.5	14.0
	Heating			6.3	8.0	6.3	8.0	10.0	11.2	12.5	14.0	16.0
Input power		W		39	46	51	51	59	77	80	99	119
Airflow rate	High	m^3/h		1,150	1,280	1,420	1,420	1,600	1,750	1,800	1,900	2,000
	Med			940	1,040	1,230	1,230	1,300	1,300	1,300	1,370	1,370
	Low			870	870	1,100/1,000*1	1,100/1,000*1	1,100	1,100	1,100	1,100	1,100
Sound pressure level	High	dB(A)		36	38	40	40	40	43	44	46	47
	Med			30	33	36	36	38	38	38	39	39
	Low			29	29	33/31*1	33/31*1	33	33	33	33	33
Net Dimensions (H × W × D)		mm		246 × 840 × 840		288 × 840 × 840						
Weight		kg(lbs)		22 (48)		27 (59)						
Connection pipe diameter	Liquid (Flare)	mm		9.52								
	Gas (Flare)			15.88						19.05		
Drain hose diameter (I.D./O.D.)				25/32								
Cassette Grille	Model name			UTG-UGYA-W								
	Net Dimensions (H×W×D)	mm		50 × 950 × 950								
	Weight	kg(lbs)		5.5 (12)								

Note : Specifications are based on the following conditions.
*: AUXA18/24GALH cannot be connected to J-III L series.

Cooling : Indoor temperature of 27˚CDB / 19˚CWB, and outdoor temperature of 35˚CDB / 24˚CWB.
Heating : Indoor temperature of 20˚CDB / (15˚CWB), and outdoor temperature of 7˚CDB / 6˚CWB.
Pipe length : 7.5 m; Height difference between outdoor unit and indoor unit : 0 m. Voltage : 230 [V].
*1: This value is "cooling operation / heating operation".

Circular Flow Cassette



NEW

Model name				AUXM018GLAH	AUXM024GLAH	AUXM030GLAH	AUXK018GLAH	AUXK024GLAH	AUXK030GLAH	AUXK034GLAH	AUXK036GLAH	AUXK045GLAH	AUXK054GLAH
Power source				Single-phase, ~230V, 50Hz									
Capacity	Cooling	kW		5.6	7.1	9.0	5.6	7.1	9.0	10.0	11.2	12.5	14.0
	Heating			6.3	8.0	10.0	6.3	8.0	10.0	11.2	12.5	14.0	16.0
Input power		W		20	25	49	40	40	47	47	61	89	116
Airflow rate	High	m^3/h		1,050	1,120	1,470	1,420	1,420	1,440	1,440	1,620	1,820	2,040
	Med-H			930	1,050	1,160	1,360	1,360	1,440	1,440	1,500	1,590	1,800
	Med			900	930	1,070	1,300	1,300	1,340	1,340	1,400	1,500	1,590
	Med-L			870	900	930	1,270	1,270	1,300	1,300	1,340	1,400	1,440
	Low			810	870	900	1,200	1,200	1,280	1,280	1,280	1,300	1,300
	Quiet			780	780	780	1,150	1,150	1,150	1,150	1,150	1,150	1,150
Sound pressure level	High	dB(A)		33	35	40	38	38	39	39	41	44	47
	Med-H			32	33	36	37	37	38	38	40	42	45
	Med			31	32	34	36	36	37	37	38	40	42
	Med-L			30	31	32	35	35	36	36	37	38	39
	Low			29	30	31	34	34	35	35	36	36	36
	Quiet			28	28	28	33	33	33	33	33	33	33
Net Dimensions (H × W × D)		mm		246 x 840 x 840			288 x 840 x 840						
Weight		kg(lbs)		24.0 (53)	24.5 (54)	24.5 (54)	26.5 (58)	26.5 (58)	29.5 (65)	29.5 (65)	29.5 (65)	29.5 (65)	29.5 (65)
Connection pipe diameter	Liquid (Flare)	mm		6.35	9.52		6.35	9.52					
	Gas (Flare)			12.70	15.88		12.70	15.88					
Drain hose diameter (I.D./O.D.)				25/32			25/32						
Cassette Grille	Model name			UTG-UKYC-W / UTG-UKYA-B			UTG-UKYC-W / UTG-UKYA-B						
	Net Dimensions (H×W×D)	mm		53 x 950 x 950	53 x 950 x 950	53 x 950 x 950	53 x 950 x 950	53 x 950 x 950	53 x 950 x 950	53 x 950 x 950	53 x 950 x 950	53 x 950 x 950	53 x 950 x 950
	Weight	kg(lbs)		6.0 (13)	6.0 (13)	6.0 (13)	6.0 (13)	6.0 (13)	6.0 (13)	6.0 (13)	6.0 (13)	6.0 (13)	6.0 (13)

Note : Specifications are based on the following conditions.

Cooling : Indoor temperature of 27˚CDB / 19˚CWB, and outdoor temperature of 35˚CDB / 24˚CWB.
Heating : Indoor temperature of 20˚CDB / (15˚CWB), and outdoor temperature of 7˚CDB / 6˚CWB.
Pipe length : 7.5 m; Height difference between outdoor unit and indoor unit : 0 m. Voltage : 230 [V].
When AUX*018GLAH is connected to the outdoor unit other than J-IIIL, pipe diameter should be Ø9.52/Ø15.88 (Liq/Gas)
When AUXK036GLAH, AUXK045GLAH, and AUXK054GLAH are connected to the outdoor unit other than J-IIIL, gas pipe diameter should be Ø19.05.

Mini Duct



NEW

Model name			ARXK04GCLH	ARXK07GCLH	ARXK09GCLH	ARXK12GCLH	ARXK14GCLH	ARXK18GCLH	ARXK24GCLH
Power source			Single-phase, ~230V, 50Hz						
Capacity	Cooling	kW	1.1	2.2	2.8	3.6	4.5	5.6	7.1
	Heating		1.3	2.8	3.2	4.0	5.0	6.3	8.0
Input power		W	26	28	28	35	66	73	80
Airflow rate	High	m^3/h	460	460	460	550	760	930	1,160
	Med-H		440	—	—	—	—	—	—
	Med		420	420	420	480	560	740	960
	Med-L		400	—	—	—	—	—	—
	Low		370	370	370	410	410	540	750
	Quiet		340	—	—	—	—	—	—
Static pressure range		Pa	0 to 30				0 to 50		
Standard static pressure			10				15		
Sound pressure level	High	dB(A)	25	26	26	29	34	33	32
	Med-H		24	25	25	27	31	30	30
	Med		23	24	24	26	28	28	28
	Med-L		22	23	23	25	26	26	27
	Low		21	22	22	24	24	24	25
	Quiet		20	21	21	22	22	22	22
Net Dimensions (H × W × D)		mm	198 × 700 × 450					198 × 900 × 450	198 × 1,100 × 450
Weight		kg(lbs)	14.5 (32)	15.5 (34)		16 (35)		19 (42)	22.5 (50)
Connection pipe diameter	Liquid (Flare)	mm	6.35	6.35				9.52	
	Gas (Flare)		9.52	12.70				15.88	
Drain hose diameter (I.D./O.D.)			25/32						

Note : Specifications are based on the following conditions.

Cooling : Indoor temperature of 27˚CDB / 19˚CWB, and outdoor temperature of 35˚CDB / 24˚CWB.
Heating : Indoor temperature of 20˚CDB / (15˚CWB), and outdoor temperature of 7˚CDB / 6˚CWB.
Pipe length : 7.5 m; Height difference between outdoor unit and indoor unit : 0 m. Voltage : 230 [V].

Slim Duct / Slim Concealed Floor



Model name			ARXD04GALH*	ARXD07GALH	ARXD09GALH	ARXD12GALH	ARXD14GALH	ARXD18GALH	ARXD24GALH
Power source			Single-phase, ~230V, 50Hz						
Capacity	Cooling	kW	1.1	2.2	2.8	3.6	4.5	5.6	7.1
	Heating		1.3	2.8	3.2	4.0	5.0	6.3	8.0
Input power		W	40	44	50	54	92	83	122
Airflow rate	High	m^3/h	510	550	600	600	800	940	1,330
	Med		400/470*1	490	550	510	710	840	1,240
	Low		320/440*1	440	480	450	610	750	1,100
Static pressure range		Pa	0 to 90	0 to 90	0 to 90	0 to 90	0 to 90	0 to 90	0 to 50
Standard static pressure			25	25	25	25	25	25	25
Sound pressure level	High	dB(A)	26	28	29	30	34	34	35
	Med		21/25*1	25	26	27	32	32	32
	Low		20/22*1	22	24	24	28	28	29
Net Dimensions (H × W × D)		mm	198 × 700 × 620					198 × 900 × 620	198 × 1,100 × 620
Weight		kg(lbs)	17 (37)			18 (40)		22 (48)	26 (57)
Connection pipe diameter	Liquid (Flare)	mm	6.35					9.52	
	Gas (Flare)		12.70					15.88	
Drain hose diameter (I.D./O.D.)			25/32						

Note : Specifications are based on the following conditions.
*: ARXD04GALH cannot be connected to J-III L series.

Cooling : Indoor temperature of 27˚CDB / 19˚CWB, and outdoor temperature of 35˚CDB / 24˚CWB.
Heating : Indoor temperature of 20˚CDB / (15˚CWB), and outdoor temperature of 7˚CDB / 6˚CWB.
Pipe length : 7.5 m; Height difference between outdoor unit and indoor unit : 0 m. Voltage : 230 [V].
*1: This value is under cooling operation.

Medium Static Pressure Duct



Model name			ARXA24GBLH	ARXA30GBLH	ARXA36GBLH	ARXA45GBLH
Power source			Single-phase, ~230V, 50Hz			
Capacity	Cooling	kW	7.1	9.0	11.2	12.5
	Heating		8.0	10.0	12.5	14.0
Input power		W	94	108	194	240
Airflow rate	High	m^3/h	1,280	1,410	1,840	1,970
	Med		990	1,280	1,600	1,860
	Low		840	1,150	1,470	1,640
Static pressure range		Pa	0 to 150	0 to 150	0 to 150	0 to 150
Standard static pressure			40	50	50	60
Sound pressure level	High	dB(A)	31	34	37	41
	Med		27	32	35	38
	Low		23	29	33	36
Net Dimensions (H × W × D)		mm	270 × 1,135 × 700			
Weight		kg(lbs)	36 (79)	40 (88)		
Connection pipe diameter	Liquid (Flare)	mm	9.52			
	Gas (Flare)		15.88		19.05	
Drain hose diameter (I.D./O.D.)			25/32			

Note : Specifications are based on the following conditions.

Cooling : Indoor temperature of 27˚CDB / 19˚CWB, and outdoor temperature of 35˚CDB / 24˚CWB.
Heating : Indoor temperature of 20˚CDB / (15˚CWB), and outdoor temperature of 7˚CDB / 6˚CWB.
Pipe length : 7.5 m; Height difference between outdoor unit and indoor unit : 0 m. Voltage : 230 [V].

Indoor Units **for SMALL VRF** Specifications

High Static Pressure Duct





Model name			ARXC36GBTH	ARXC45GATH	ARXC60GATH*	ARXC72GBTH*	ARXC90GBTH*	ARXC96GATH*
Power source			Single-phase, ~230V, 50Hz					
Capacity	Cooling	kW	11.2	12.5	18.0	22.4	25.0	28.0
	Heating		12.5	14.0	20.0	25.0	28.0	31.5
Input power		W	207	715	730	681	819	838
Airflow rate	High	m^3/h	1,990	3,500	3,500	3,900	4,300	4,850
	Med		1,680	3,000	3,000	3,300	4,000	4,250
	Low		1,330	2,460	2,460	3,000	3,500	3,600
Static pressure range		Pa	0 to 200	100 to 250	100 to 250	0 to 300	0 to 300	0 to 300
Standard static pressure			100	100	100	150	150	150
Sound pressure level	High	dB(A)	42	49	49	47	48	48
	Med		36	45	45	43	46	45
	Low		32	42	42	40	44	42
Net Dimensions (H × W × D)		mm	400 × 1,050 × 500			450 × 1,587 × 700		550 × 1,587 × 700
Weight		kg(lbs)	40 (88)	46 (101)		84 (185)		105 (231)
Connection pipe diameter	Liquid	mm	9.52 (Flare)			12.70 (Brazing)		
	Gas		19.05 (Flare)			22.22 (Brazing)		
Drain hose diameter (I.D./O.D.)			25/32					

Note : Specifications are based on the following conditions.
*: ARXC60/72/90/96G can be connected to J-III L series only.

Cooling : Indoor temperature of 27˚CDB / 19˚CWB, and outdoor temperature of 35˚CDB / 24˚CWB.
Heating : Indoor temperature of 20˚CDB / (15˚CWB), and outdoor temperature of 7˚CDB / 6˚CWB.
Pipe length : 7.5 m; Height difference between outdoor unit and indoor unit : 0 m.
Voltage : 230 [V].

Compact Floor



NEW

Model name			AGYA004GCAH	AGYA007GCAH	AGYA009GCAH	AGYA012GCAH	AGYA014GCAH	AGYE004GCAH	AGYE007GCAH	AGYE009GCAH	AGYE012GCAH	AGYE014GCAH
Power source			Single-phase, ~230V, 50Hz					Single-phase, ~230V, 50Hz				
Capacity	Cooling	kW	1.1	2.2	2.8	3.6	4.0	1.1	2.2	2.8	3.6	4.0
	Heating		1.3	2.8	3.2	4.0	4.5	1.3	2.8	3.2	4.0	4.5
Input power		W	12 / 14	16	17	22	29	12 / 14	16	17	22	29
Airflow rate	High	m^3/h	380 / 430	470	500	590	670	380 / 430	470	500	590	670
	Med-H		350	420	450	520	590	350	420	450	520	590
	Med		320	390	400	470	520	320	390	400	470	520
	Med-L		310	360	360	420	450	310	360	360	420	450
	Low		280	330	330	390	390	280	330	330	390	390
	Quiet		210	270	270	340	340	210	270	270	340	340
Sound pressure level	High	dB(A)	35 / 36	37	38	42	46	35 / 36	37	38	42	46
	Med-H		33	35	36	39	42	33	35	36	39	42
	Med		31	33	34	37	39	31	33	34	37	39
	Med-L		30	31	31	35	36	30	31	31	35	36
	Low		28	29	29	33	33	28	29	29	33	33
	Quiet		22	22	22	30	30	22	22	22	30	30
Net Dimensions (H × W × D)		mm	600 x 740 x 200					600 x 740 x 200				
Weight		kg(lbs)	15 (33)	15 (33)	15 (33)	15 (33)	15 (33)	14.5 (32)	14.5 (32)	14.5 (32)	14.5 (32)	14.5 (32)
Connection pipe diameter	Liquid (Flare)	mm	6.35			6.35		6.35			6.35	
	Gas (Flare)		9.52			12.70		9.52			12.70	
Drain hose diameter (I.D./O.D.)			13.8/15.8to16.7					13.8/15.8to16.7				
EV Kit (option)			-					UTR-EV09XB			UTR-EV14XB	

Note : Specifications are based on the following conditions.

Cooling : Indoor temperature of 27˚CDB / 19˚CWB, and outdoor temperature of 35˚CDB / 24˚CWB.
Heating : Indoor temperature of 20˚CDB / (15˚CWB), and outdoor temperature of 7˚CDB / 6˚CWB.
Pipe length : 7.5 m; Height difference between outdoor unit and indoor unit : 0 m.
Voltage : 230 [V].
When AGY*004GCAH, AGY*007GCAH, and AGY*009GCAH are connected to the outdoor unit other than J-IIIL, gas pipe diameter should be Ø12.70.

Floor/Ceiling



Model name			ABYA12GATH	ABYA14GATH	ABYA18GATH	ABYA24GATH
Power source			Single-phase, ~230V, 50Hz			
Capacity	Cooling	kW	3.6	4.5	5.6	7.1
	Heating		4.0	5.0	6.3	8.0
Input power		W	30	42	74	99
Airflow rate	High	m^3/h	660	780	1,000	1,000
	Med		570	640	720	820
	Low		490	550	580	680
Sound pressure level	High	dB(A)	36	40	46	47
	Med		32	36	39	42
	Low		28	34	35	37
Net Dimensions (H × W × D)		mm	199 × 990 × 655			
Weight		kg(lbs)	25 (55)	26 (57)	26 (57)	27 (59)
Connection pipe diameter	Liquid (Flare)	mm	6.35		9.52	
	Gas (Flare)		12.70		15.88	
Drain hose diameter (I.D./O.D.)			25/32			

Note : Specifications are based on the following conditions.

Cooling : Indoor temperature of 27˚CDB / 19˚CWB, and outdoor temperature of 35˚CDB / 24˚CWB.
Heating : Indoor temperature of 20˚CDB / (15˚CWB), and outdoor temperature of 7˚CDB / 6˚CWB.
Pipe length : 7.5 m; Height difference between outdoor unit and indoor unit : 0 m.
Voltage : 230 [V].

Ceiling



Model name			ABYA30GATH	ABYA36GATH	ABYA45GATH	ABYA54GATH
Power source			Single-phase, ~230V, 50Hz			
Capacity	Cooling	kW	9.0	11.2	12.5	14.0
	Heating		10.0	12.5	14.0	16.0
Input power		W	66	85	131	180
Airflow rate	High	m^3/h	1,630	1,690	2,010	2,270
	Med		1,370	1,400	1,600	1,780
	Low		1,140	1,170	1,230	1,280
Sound pressure level	High	dB(A)	42	45	48	51
	Med		38	38	42	45
	Low		33	34	35	36
Net Dimensions (H × W × D)		mm	240 × 1,660 × 700			
Weight		kg(lbs)	46 (101)	48 (106)		
Connection pipe diameter	Liquid (Flare)	mm	9.52	9.52		
	Gas (Flare)		15.88	19.05		
Drain hose diameter (I.D./O.D.)			25/32			

Note : Specifications are based on the following conditions.

Cooling : Indoor temperature of 27˚CDB / 19˚CWB, and outdoor temperature of 35˚CDB / 24˚CWB.
Heating : Indoor temperature of 20˚CDB / (15˚CWB), and outdoor temperature of 7˚CDB / 6˚CWB.
Pipe length : 7.5 m; Height difference between outdoor unit and indoor unit : 0 m.
Voltage : 230 [V].

Wall Mounted

NEW ASY*004/007/009GTAH



Model name			ASYA004GTAH	ASYA007GTAH	ASYA009GTAH	ASYA12GACH	ASYA14GACH	ASYE004GTAH	ASYE007GTAH	ASYE009GTAH	ASYE12GACH	ASYE14GACH
Power source			Single-phase, ~230V, 50Hz					Single-phase, ~230V, 50Hz				
Capacity	Cooling	kW	1.1	2.2	2.8	3.6	4.5	1.1	2.2	2.8	3.6	4.5
	Heating		1.3	2.8	3.2	4.1	5.0	1.3	2.8	3.2	4.1	5.0
Input power		W	13	19	34	22	34	13	19	34	21	34
Airflow rate	High	m^3/h	430	550	720	560	670	430	550	720	560	680
	Med-H		420	460	570	–	–	420	460	570	–	–
	Med		390	420	500	480	490	390	420	500	480	490
	Med-L		380	390	410	–	–	380	390	410	–	–
	Low		360	360	360	420	420	360	360	360	420	420
	Quiet		330	330	330	–	–	330	330	330	–	–
Sound pressure level	High	dB(A)	31	35	43	39	44	31	35	43	38	43
	Med-H		30	32	38	–	–	30	32	38	–	–
	Med		28	30	34	35	37	28	30	34	34	35
	Med-L		26	27	29	–	–	26	27	29	–	–
	Low		24	24	24	31	32	24	24	24	30	30
	Quiet		22	22	22	–	–	22	22	22	–	–
Net Dimensions (H × W × D)		mm	262 x 820 x 206			275 × 790 × 215		262 x 820 x 206			275 × 790 × 215	
Weight		kg(lbs)	7.5 (17)	7.5 (17)	7.5 (17)	9 (20)		7 (15)	7 (15)	7 (15)	9 (20)	
Connection pipe diameter	Liquid (Flare)	mm	6.35			6.35		6.35			6.35	
	Gas (Flare)		9.52			12.70		9.52			12.70	
Drain hose diameter (I.D./O.D.)			13.8/15.8 to16.7			13.8/15.8 to 16.7		13.8/15.8 to16.7			13.8/15.8 to 16.7	
EV Kit (option)			–			–		UTR-EV09XB			UTR-EV14XB	

Note : Specifications are based on the following conditions.

Cooling : Indoor temperature of 27˚CDB / 19˚CWB, and outdoor temperature of 35˚CDB / 24˚CWB.
Heating : Indoor temperature of 20˚CDB / (15˚CWB), and outdoor temperature of 7˚CDB / 6˚CWB.
Pipe length : 7.5 m; Height difference between outdoor unit and indoor unit : 0 m.
Voltage : 230 [V].
When ASY*004GTAH, ASY*007GTAH, ASY*009GTAH are connected to the outdoor unit other than J-IIIL, gas pipe diameter should be Ø12.70.

Wall Mounted

NEW



Model name			ASYA18GBCH	ASYA24GBCH	ASYA030GTAH	ASYA034GTAH
Power source			Single-phase, ~230V, 50Hz		Single-phase, ~230V, 50Hz	
Capacity	Cooling	kW	5.6	7.1	9.0	10.0
	Heating		6.3	8.0	10.0	11.2
Input power		W	32	60	74	103
Airflow rate	High	m^3/h	840	1,100	1,440	1,620 / 1,520
	Med-H		-	-	1,200	1,300
	Med		770	910	1,050	1,120
	Med-L		-	-	940	980
	Low		690	730	890	890
	Quiet		-	-	700	700
Sound pressure level	High	dB(A)	41	48	53	55 / 54
	Med-H		-	-	49	51
	Med		39	43	45	47
	Med-L		-	-	42	43
	Low		35	35	39	39
	Quiet		-	-	33	33
Net Dimensions (H × W × D)		mm	320 x 998 x 238		340 x 1,150 x 280	
Weight		kg(lbs)	15 (33)	15 (33)	18 (40)	18 (40)
Connection pipe diameter	Liquid (Flare)	mm	6.35	9.52	9.52	
	Gas (Flare)		12.70	15.88	15.88	
Drain hose diameter (I.D./O.D.)			12/16		13.8/15.8 to16.7	

Note : Specifications are based on the following conditions.

Cooling : Indoor temperature of 27˚CDB / 19˚CWB, and outdoor temperature of 35˚CDB / 24˚CWB.
Heating : Indoor temperature of 20˚CDB / (15˚CWB), and outdoor temperature of 7˚CDB / 6˚CWB.
Pipe length : 7.5 m; Height difference between outdoor unit and indoor unit : 0 m.
Voltage : 230 [V].
When ASYA18GBCH is connected to the outdoor unit other than J-IIIL, pipe diameter should be Ø9.52/Ø15.88 (Liq/Gas).

SPLIT/SIMULTANEOUS MULTI Optional Parts List

Controllers/Others

	Type		Indoor unit											
			Cassette			Duct						Floor/Ceiling	Ceiling	Wall Mounted
			4-way Flow Compact	Circular Flow	4-way Flow	Mini	Slim	Medium Static Pressure	Medium Static Pressure	High Static Pressure	Big			
			AUYG 12/14/18LVLB, AUYG24LVLA	AUXG18/24/30/36/45/54 LRLB	AUYG30/36 LRLE, AUYG36/45/54 LRLA	ARYG12/14/18 LSLAP	ARYG12/14/18 LLTB	ARYG12/14/18/24/30/36/45/54LHTBP	ARYG24/36/45 LMLA, ARYG30/36 LMLE	ARYG45/54/60 LHTA	ARYG72/90 LHTA	ABYG18LVTB, ABYG24LVTA	ABYG30/36 LRTE, ABYG36/45/54 LRTA	ASYG30/36 LMTA
Controllers	Wired Remote Controller			● UTY-RNRYZ2		● UTY-RNRYZ2		● UTY-RNRYZ2			● UTY-RNRYZ2			● UTY-RNRYZ2+ UTY-TWRX
				● UTY-RLRY		● UTY-RLRY		● UTY-RLRY			● UTY-RLRY			● UTY-RLRY+ UTY-TWRX
			● UTY-RVNYM											● UTY-RVNYM+ UTY-XWNX
			● UTY-RNNYM											● UTY-RNNYM+ UTY-XWNX
	Simple Remote Controller	 2-wire type 3-wire type	● UTY-RSNYM	● UTY-RSRY, UTY-RHRY, UTY-RSNYM	● UTY-RSNYM	● UTY-RSRY, UTY-RHRY, UTY-RSNYM	● UTY-RSNYM	● UTY-RSRY, UTY-RHRY, UTY-RSNYM	● UTY-RSNYM		● UTY-RSRY, UTY-RHRY, UTY-RSNYM	● UTY-RSNYM		● UTY-RSNYM+ UTY-XWNX
Others	IR Receiver Kit with Wireless Remote Controller	 For Duct For Cassette			● UTY-LRHYA2		● UTY-LRHYM		● UTY-LRHYM	● UTY-LRHYM (60 only)	● UTY-LRHYM			
		 For Duct For Cassette		● UTY-LBTYC		● UTY-LBTYM		● UTY-LBTYM			● UTY-LBTYM			
	Human Sensor Kit			● UTY-SHZXC										
	Remote Sensor Unit	 New amenity space can be offered by installing the Remote sensor.	● UTY-XSZX											
	Cassette Grille	 UTG-UFYD-W UTG-UGYA-W UTG-UKYA-W UTG-UKYC-W UTG-UKYA-B	● UTG-UFYD-W	● UTG-UKYA-W UTG-UKYC-W UTG-UKYA-B	● UTG-UGYA-W									
	Auto Louver Grille Kit					● UTD-GXTA-W (12/14) UTD-GXTB-W (18)								
	Long Life Filter							● UTD-LFNA UTD-LFNB UTD-LFNC	● UTD-LF25NA	● UTD-LF60KA (45/54)	● UTD-LFNA			
	Flange								● UTD-SF045T UTD-RF204				● UTD-RF204	
	Drain Pump Unit								● UTZ-PX1NBA		● UTZ-PX1NAB		● UTR-DPB24T	
	Wide Panel			● UTG-AKXA-W										
	Panel Spacer	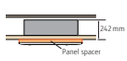 24.2 mm Panel spacer		● UTG-BKXA-W										
	Fresh Air Intake Kit	 For Compact Cassette For Cassette	● UTZ-VXAA	● UTZ-VXRA										
	Air Outlet Shutter Plate	 For Compact Cassette For Cassette	● UTR-YDZB	● UTR-YDZK										
	Insulation for High Humidity	 For Compact Cassette type/ Cassette type	● UTZ-KXGC	● UTZ-KXRA										

SMALL VRF Optional Parts List

Controllers/Others

	Type		Indoor unit																											
			Cassette					Duct						Floor		Ceiling/ Floor	Ceiling	Wall Mounted												
			4-way Compact	4-way		Circular Flow		Mini (With drain pump)	Slim (With drain pump)	Medium Static Pressure	High Static Pressure			——	EEV external			——	EEV external	——	EEV external	——								
			AUXB 04GBLH, AUXB 07/09/12/14/18/24 GALH	AUXD 18/24 GALH	AUXA 18/24/30/34/36/45/54GALH	AUXM 018/024/030GLAH	AUXK 018/024/030/034/036/045/054GLAH	ARXK 04/07/09/12/14/18/24GCLH	ARXD 04/07/09/12/14/18/24GALH	ARXA 24/30/36/45GBLH	ARXC36 GBTH, ARXC45/60GATH	ARXC72/90GBTH, ARXC96 GATH	AGYA 004/007/009/012/014GCAH	AGYE 004/007/009/012/014GCAH	ABYA 12/14/18/24GATH	ABYA 30/36/45/54GATH	ASYA 004/007/009 GTAH	ASYE 004/007/009 GTAH	ASYA 12/14 GACH	ASYE 12/14 GACH	ASYA 18/24 GBCH	ASYA 030/034 GTAH							
Controllers	Wired Remote Controller		● UTY-RNRYZ2																											
			● UTY-RLRY																											
	Simple Remote Controller	 2-wire type 3-wire type	● UTY-RSRY, UTY-RHRY, UTY-RSKY, UTY-RHKY																											
	Wireless Remote Controller		● UTY-LNHY																											
	Group Remote Controller		● UTY-CGGY + UTY-VGGXZ1																											
	Central Remote Controller		● UTY-DCGY																											
	Touch Panel Controller		● UTY-DTGYZ1																											
	System Controller, System Controller Lite		● UTY-APGXZ1, UTY-ALGXZ1																											
Others	IR Receiver Unit			● UTY-LRHYB1		● UTY-LBHXD		● UTB-YWC																						
	Human Sensor Kit					● UTY-SHZXC																								
	Remote Sensor Unit	 New amenity space can be offered by installing the Remote sensor.						● UTY-XSZX																						
	Cassette Grille	 UTG-UKYC-W UTG-UKYA-B				● UTG-UKYC-W UTG-UKYA-B																								
	Auto Louver Grille Kit							● UTD-GXTA-W, UTD-GXTB-W (18), UTD-GXTC-W (24)																						
	Long Life Filter									● UTD-LF25NA	● UTD-LF60KA																		
	Flange									● UTD-SF045T UTD-RF204						● UTD-RF204													
	Drain Pump Unit									● UTZ-PX1NBA						● UTR-DPB24T													
	Wide Panel			● UTG-AKXA-W UTG-AGYA-W		● UTG-AKXA-W																							
	Panel Spacer	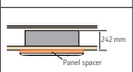 242 mm Panel spacer		● UTG-BKXA-W UTG-BGYA-W		● UTG-BKXA-W																							
	Fresh Air Intake Kit	 For Compact Cassette For Cassette	● UTZ-VXAA	● UTZ-VXRA		● UTZ-VXRA																							
	Air Outlet Shutter Plate	 For Compact Cassette For Cassette	● UTR-YDZB	● UTR-YDZK		● UTR-YDZK																							
	Insulation for High Humidity	 For Compact Cassette type/ Cassette type	● UTZ-KXGC	● UTZ-KXRA	● UTZ-KXRA	● UTZ-KXRA																							
	Half Concealed Kit	 This kit is used to half conceal floor type indoor unit into the wall.												● UTR-STA															

SPLIT/SIMULTANEOUS MULTI Optional Parts List/Function List

Interface

Type			Indoor unit: Cassette: 4-way Flow Compact	Cassette: Circular Flow	Cassette: 4-way Flow	Duct: Mini	Duct: Slim	Duct: Medium Static Pressure	Duct: Medium Static Pressure	Duct: High Static Pressure	Duct: Big	Floor/Ceiling	Ceiling	Wall Mounted
			AUYG 12/14/18LVLB, AUYG24LVLA	AUXG18/24/ 30/36/45/54 LRLB	AUYG30/36 LRLE, AUYG36/45/54 LRLA	ARYG12/14/18 LSLAP	ARYG12/14/18 LLTB	ARYG12/14/18/ 24/30/36/ 45/54LHTBP	ARYG24/36/45 LMLA, ARYG30/36 LMLE	ARYG45/54/60 LHTA	ARYG72/90 LHTA	ABYG18LVTB, ABYG24LVTA	ABYG30/36 LRTE, ABYG36/45/54 LRTA	ASYG30/36 LMTA
Interface	Wireless LAN Interface		● UTZ-TFNXZ1			● UTZ-TFSXZ1	● UTZ-TFNXZ1				● UTZ-TFSXZ1	● UTZ-TFNXZ1		
			● FJ-RC-WIFI-1				● FJ-RC-WIFI-1					● FJ-RC-WIFI-1		
	KNX Convertor			● UTY-VKSX		● UTY-VKSX		● UTY-VKSX			● UTY-VKSX			● UTY-VKSX
	KNX Interface		● FJ-RC-KNX-1i		● FJ-RC-KNX-1i		● FJ-RC-KNX-1i		● FJ-RC-KNX-1i			● FJ-RC-KNX-1i		
	MODBUS Convertor			● UTY-VMSX		● UTY-VMSX		● UTY-VMSX			● UTY-VMSX			● UTY-VMSX
	MODBUS Interface		● FJ-RC-MBS-1		● FJ-RC-MBS-1		● FJ-RC-MBS-1		● FJ-RC-MBS-1			● FJ-RC-MBS-1		

External Input and Output Function/External Connect Kit/Communication Kit

Type			Indoor unit: Cassette: 4-way Compact	Cassette: Circular Flow	Cassette: 4-way	Duct: Mini	Duct: Slim	Duct: Medium Static Pressure	Duct: Medium Static Pressure	Duct: High Static Pressure	Duct: Big	Floor/Ceiling	Ceiling	Wall Mounted	Outdoor unit: Simultaneous Multi	
			AUYG 12/14/18LVLB, AUYG24LVLA	AUXG 18/24/30/ 36/45/54 LRLB	AUYG30/36/ LRLE, AUYG36/45/54 LRLA	ARYG 12/14/18 LSLAP	ARYG 12/14/18 LLTB	ARYG12/14/18/ 24/30/36/45/ 54LHTBP	ARYG24/36/45 LMLA, ARY36LMLE	ARYG45/54/60 LHTA	ARYG72/90 LHTA	ABYG18LVTB, ABYG24LVTA	ABYG30/36 LRTE, ABYG36/45/54 LRTA	ASYG30/36 LMTA	AOYG36/45 LBTB	AOYG36/45/54 LATT
Function	Input	Operation/Stop	● UTY-XWZX	● PCB Terminal or ●○ UTY-XCSX + UTZ-GXRA	● UTY-XWZX	● PCB Terminal	● UTD-ECS5A	● PCB Terminal or ●○ UTY-XCSX + UTZ-GXNA	● UTD-ECS5A	● UTD-ECS5A	● PCB Terminal or ●○ UTY-XCSX	● UTY-XWZX	● UTY-XWZX	●UTY-XWZX or ●○ UTY-XWZX + UTY-XCSXZ1 + UTZ-GXXB		
		Forced Stop	● UTY-XWZX	● PCB Terminal	● UTY-XWZX	● PCB Terminal	● UTD-ECS5A	● PCB Terminal	● UTD-ECS5A	● UTD-ECS5A	● PCB Terminal	● UTY-XWZX	● UTY-XWZX	●UTY-XWZX or ●○UTY-XWZX + UTY-XCSXZ1 + UTZ-GXXB		
		Forced Thermostat off		●○ UTY--XCSX + UTZ-GXRA				● UTY-XCSX		● UTD-ECS5A	● UTY-XCSX			●○ UTY-XWZX + UTY-XCSXZ1 + UTZ-GXXB		
		Low Noise Mode Operation													● UTY-XWZXZ3	○ UTY-XWZXZ2
		Outdoor Unit Operation Peak Control													● UTY-XWZXZ3	○ UTY-XWZXZ2
	Output	Operation Status	○ UTY-XWZX	● UTY-XWZXZG or ○UTY-XCSX + UTZ-GXRA	○ UTY-XWZX	● UTY-XWZXZG	○ UTD-ECS5A	● UTY-XWZXZG or ○UTY-XCSX + UTZ-GXNA	○ UTD-ECS5A	○ UTD-ECS5A	● UTY-XWZXZG or UTY-XCSX	○ UTY-XWZX	○ UTY-XWZX	●UTY-XWZX ●UTY-XWZX + UTY-XCSXZ1 + UTZ-GXXB		
		Error Status		● UTY-XWZXZG or ○UTY-XCSX + UTZ-GXRA				● UTY-XWZXZG or ○UTY-XCSX + UTZ-GXNA						●UTY-XWZX ●UTY-XWZX + UTY-XCSXZ1 + UTZ-GXXB	○ UTY-XWZXZ3	○ UTY-XWZXZ2
		Compressor status													○ UTY-XWZXZ3	○ UTY-XWZXZ2
		Indoor Unit Fun Operation Status	● UTZ-VXAA*1	● UTY-XWZXZG or ○UTY-XCSX + UTZ-GXRA	● UTZ-VXGA*1	● UTY-XWZXZG	● UTD-ECS5A	● UTY-XWZXZG or ○UTY-XCSX + UTZ-GXNA	● UTD-ECS5A	● UTD-ECS5A	● UTY-XWZXZG or UTY-XCSX		● UTD-ECS5A	●UTY-XWZX ●UTY-XWZX + UTY-XCSXZ1 + UTZ-GXXB		
		Set point attainment status												● UTY-XWZX*2		
		Auxiliary Heater Output		● UTY-XWZXZG or ○UTY-XCSX + UTZ-GXRA		● UTY-XWZXZG	● UTD-ECS5A	● UTY-XWZXZG or ○UTY-XCSX + UTZ-GXNA	● UTD-ECS5A	● UTD-ECS5A	● UTY-XWZXZG or UTY-XCSX					

*1: This wire is included in Fresh air intake kit (UTZ-VXAA or UTZ-VXRA)

*2: This function is for installing at server room.

●: Dry Contact ○: Apply Voltage

SMALL VRF Optional Parts List/Function List

Interface

Type			Indoor unit																					
			Cassette					Duct						Floor		Ceiling/ Floor	Ceiling	Wall Mounted						
			4-way Compact	4-way		Circular Flow		Mini (With drain pump)	Slim (With drain pump)	Medium Static Pressure	High Static Pressure			—	EEV external			—	EEV external	—	EEV external	—		
			AUXB 04GBLH, AUXB 07/09/12/ 14/18/24 GALH	AUXD 18/24 GALH	AUXA 18/24/30/ 34/36/45/ 54GALH	AUXM 018/024/ 030GLAH	AUXK 018/024/ 030/034/ 036/045/ 054GLAH	ARXK 04/07/09/ 12/14/18/ 24GCLH	ARXD 04/07/09/ 12/14/18/ 24GALH	ARXA 24/30/36/ 45GBLH	ARXC36 GBTH, ARXC45/60 GATH	ARXC72/ 90GBTH, ARXC96 GATH	AGYA 004/007/ 009/012/ 014GCAH	AGYE 004/007/ 009/012/ 014GCAH	ABYA 12/14/18/ 24GATH	ABYA 30/36/45/ 54GATH	ASYA 004/007/ 009 GTAH	ASYE 004/007/ 009 GTAH	ASYA 12/14 GACH	ASYE 12/14 GACH	ASYA 18/24 GBCH	ASYA 030/034 GTAH
Interface	Wireless LAN Interface					● UTY-TFSXZ1							● UTY-TFSXZ1				● UTY-TFSXZ1					● UTY-TFSXZ1
			● FJ-RC-WIFI-1					● FJ-RC-WIFI-1							● FJ-RC-WIFI-1				● FJ-RC-WIFI-1			
	KNX Convertor		● UTY-VKSX																			
	KNX Interface		● FJ-RC-KNX-1i					● FJ-RC-KNX-1i							● FJ-RC-KNX-1i				● FJ-RC-KNX-1i			
	MODBUS Convertor		● UTY-VMSX																			
	MODBUS Interface		● FJ-RC-MBS-1						● FJ-RC-MBS-1						● FJ-RC-MBS-1				● FJ-RC-MBS-1			
	External Switch Controller		● UTY-TERX																			

External Input and Output Function/External Connect Kit/Communication Kit

Type			Indoor unit						Outdoor unit			Controller	
			Cassette	Duct					J-IIIL	J-III	J-IIS	Central Remote Controller	Touch Panel Controller
			4-way Compact Cassette, 4-way Cassette, Circular Flow Cassette	Mini Duct (With drain pump), Slim Duct (With drain pump), Medium Static Pressure Duct, High Static Pressure Duct	Floor, Floor (EEV external)	Ceiling/ Floor	Ceiling	Wall Mounted, Wall Mounted (EEV external)	AJG 072/090/108 LELAH	AJY 040/045/054 LBLAH, AJY 040/045/054 LELAH	AJY 040/045/054 LCLAH	UTY-DCGY	UTY-DTGYZ1
Function	Input	Operation / Stop	●UTY-XWZXZD ○UTY-XWZXZB										
		All On / All Off										●UTY-XWZXZ7 ○UTY-XWZXZ8	●*2 ○*2
		Batch Stop							●UTY-XWZXZ6				
		Forced Stop	●UTY-XWZXZD ○UTY-XWZXZB										
		Emergency Stop	●UTY-XWZXZD ○UTY-XWZXZB						●UTY-XWZXZ6			●UTY-XWZXZ7 ○UTY-XWZXZ8	●*2 ○*2
		Forced Thermostat off	●UTY-XWZXZE ○UTY-XWZXZ7										
		Low Noise Mode Operation							●UTY-XWZXZ6				
		Cooling/ Heating Priority								●UTY-XWZXZ6			
		Outdoor Unit Operation Peak Control							●UTY-XWZXZ6				
		Power Usage Information from Electricity Meter							●UTY-XWZXZF				●*2 ○*2
	Output	Operation Status	●UTY-XWZXZC						○UTY-XWZXZ6			○UTY-XWZXZA	
		Error Status	●UTY-XWZXZC						○UTY-XWZXZ6			○UTY-XWZXZA	
		Indoor Unit Fun Operation Status	●UTY-XWZXZC										
		Auxiliary Heater Output		●UTY-XWZXZC									
		Base Heater							●UTY-XWZXZ9				

*2: Touch Panel Controller has these functions for Dry contact and Apply voltage, however, above External Connect Kit is not necessary because Touch Panel Controller has an external input terminal block.

●: Dry Contact ○: Apply Voltage

Others

For SPLIT/MULTI SPLIT/SIMULTANEOUS MULTI

External input and output PCB



UTY-XCSXZ1
for
Wall Mounted type



UTY-XCSX
for Duct
and Cassette type

External input and output PCB Box



UTZ-GXXB



UTZ-GXRA

External input and output PCB Bracket



UTZ-GXNA

Communication system For SPLIT/MULTI SPLIT

External Connect Kit

For Indoor Unit

UTY-XWZX



UTY-XWZXZG



For Outdoor unit

UTY-XWZXZ2



UTY-XWZXZ3



UTY-XWZXZ4



External Control Set

For Indoor unit

UTD-ECS5A



Communication system For SMALL VRF

External Connect Kit

For Indoor unit

UTY-XWZXZ7



UTY-XWZXZB



UTY-XWZXZC

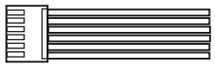

UTY-XWZXZD



UTY-XWZXZE



For Outdoor unit

UTY-XWZXZ6



UTY-XWZXZ9

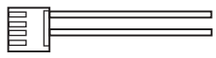

UTY-XWZXZF



For RB unit

UTY-XWZXZ6



UTY-XWZXZB



For Central Remote Controller

UTY-XWZXZ7



UTY-XWZXZ8



UTY-XWZXZA



For Touch Panel Controller

UTY-XWZXZA



For SPLIT/MULTI SPLIT/SIMULTANEOUS MULTI

Separation Tube

UTP-SX236A / UTP-SX254A
For 3-phase Simultaneous Multi



UTP-SX354A
For 3-phase Simultaneous Multi



UTP-SX248A
For 8 Rooms Multi

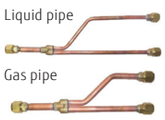

For SMALL VRF

Separation Tube

UTP-AX054A



UTP-AX090A



Header

UTR-H0906L / UTR-H1806L



UTR-H0908L / UTR-H1808L

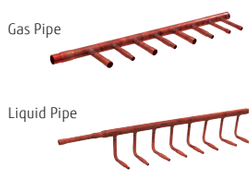

Outdoor Unit Branch Kit

UTP-CX567A



Outdoor Unit Branch Kit

Model code ≦ 09 : UTR-EV09XB
Model code ≧ 12 : UTR-EV14XB
For Compact Wall Mounted type



Specifications

Separation Tube

Model name	UTP-AX054A	UTP-AX090A
Total cooling capacity of indoor unit (kW)	19.6 or less	28.0 or less

Header

Model name			
	3-6 Branches	UTR-H0906L	UTR-H1806L
	3-8 Branches	UTR-H0908L	UTR-H1808L
Total cooling capacity of indoor unit (kW)		28.0 or less	28.1 to 56.0

Outdoor unit Branch kit

Model name		UTP-CX567A (for V-II/V-III)	UTP-DX567A (for VR-II)
Number of outdoor unit	2 outdoor units	1	
	3 outdoor units	2	

EV Kit

Model name	UTR-EV09XB		UTR-EV14XB	
Application model	ASYE004GTAH ASYE007GTAH ASYE009GTAH	AGYE004GCAH AGYE007GCAH AGYE009GCAH	ASYE12GACH ASYE14GACH	AGYE012GCAH AGYE014GCAH

COMMERCIAL

096 SOLUTIONS
098 CORE TECHNOLOGY

LARGE VRF AIRSTAGE™
104 PRODUCT LINEUP LARGE VRF Outdoor Units
106 AIRSTAGE™ VR-II
114 AIRSTAGE™ V-III
120 AIRSTAGE™ V-III Tropical
124 AIRSTAGE™ V-II
130 PRODUCT LINEUP LARGE VRF Indoor Units
132 Indoor Units for LARGE VRF Specifications

VENTILATION
138 PRODUCT LINEUP
140 Energy Recovery Ventilator
142 Outdoor Air Unit
144 DX-Kit for Air Handling Application

OPTIONAL PARTS
146 Optional Parts List/Function List
148 Others



COMMERCIAL
SOLUTIONS





LARGE BUILDING

AIRSTAGE™ VRF Systems can be designed to effectively provide an air conditioning solution from a large domestic residence through to a large scale commercial building.

LARGE BUILDING

Fujitsu General provides modular type VRF systems that seek high efficiency, comfort, design freedom, easy installation and reliability for skyscraper buildings.

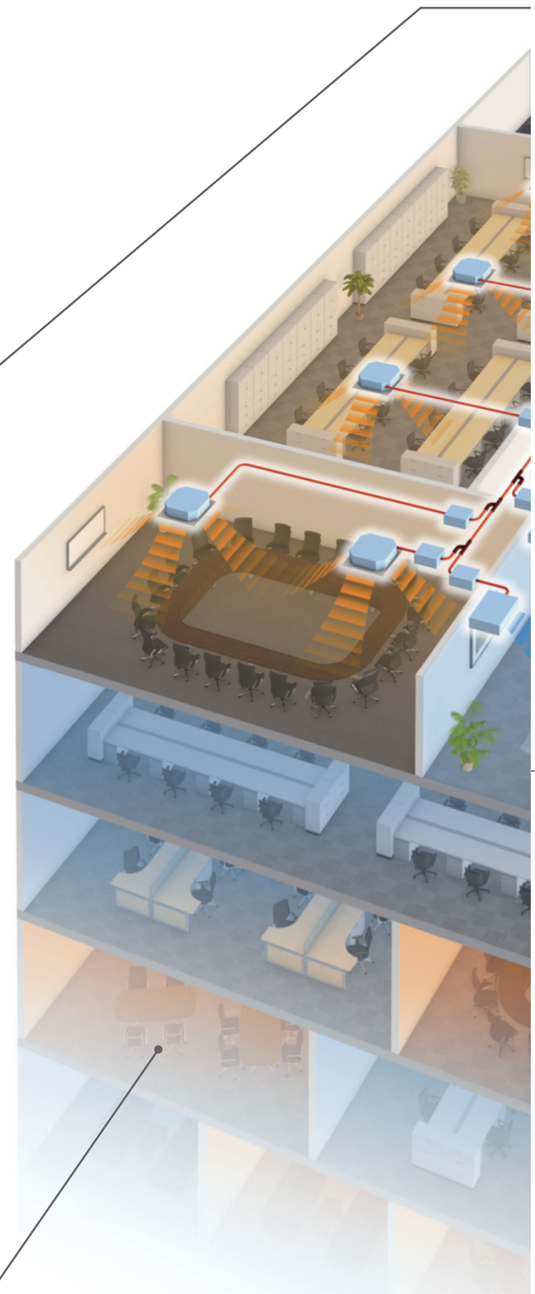

Individual air conditioning system for large buildings

Capacities can be expanded up to simultaneous cooling and heating with maximum 48HP. Large individual air conditioning is supported.



AIRSTAGE™ VR-II

Smart and cutting edge design. Extensive lineup from 8 HP to 48 HP in 2 HP increment. Connectable indoor unit capacity ratio up to 150%

8 HP - 48 HP 34 Models

- Space saving combination: 8 HP to 48 HP/21 models
- Energy efficiency combination: 16 HP to 44 HP/13 models

Abundant lineup suitable to match the operating environment

VRF series lineup to meet various needs such as energy saving-orientated models and models compatible with a high outdoor air temperature of 52°C



Heat Pump Modular type for heating or cooling operation

AIRSTAGE™ V-III

8 HP - 54 HP 39 Models

- Space saving combination: 8 HP to 54 HP/ 24 models
- Energy efficiency combination: 16 HP to 46 HP/ 15 models

AIRSTAGE™ V-II

8 HP - 48 HP 33 Models

- Space saving combination: 8 HP to 48 HP/ 21 models
- Energy efficiency combination: 16 HP to 44 HP/ 12 models



Enhancement of functions and basic performance to increase reliability

Longer life units are achieved by the control without putting a load on one unit through rotation operation and refrigerant distribution control.

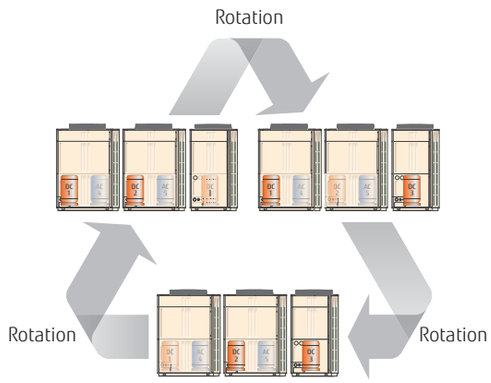



System Controller
(UTY-APGXZ1)

System Controller Lite
(UTY-ALGXZ1 & UTY-PLGXX2)

Link up with a variety of BMS

Centralized control including facilities and equipment in addition to air conditioning is possible by linking up with MODBUS, BACnet, KNX and other various interfaces.

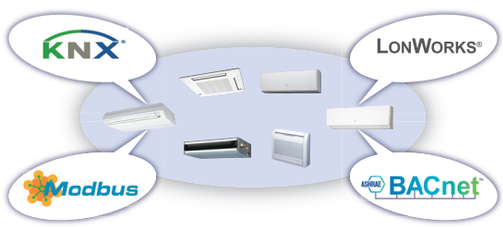

High system flexibility

Flexible installation on each floor and installation of diverse indoor units are possible through the industry's top class high static pressure, long piping design and connection capacity.

V-III series 82 Pa*



Installation Example

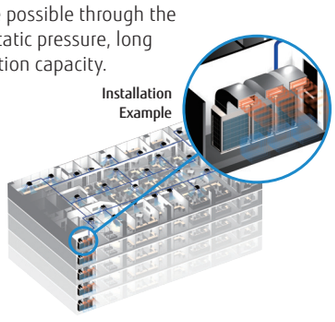

*: For V-III series. VR-II series & V-II series are **80 Pa**

Rapid service support

The air conditioning of the entire building can be monitored remotely with Web Monitoring Tool and System Controller. Rapid response for emergency is possible by a self-diagnosis in advance in cooperation with a management company.

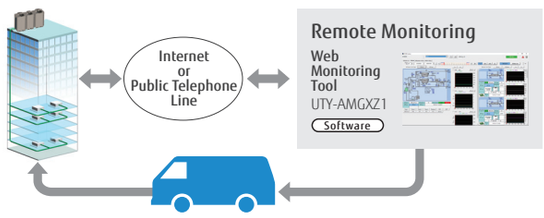

CORE TECHNOLOGY

High Energy Efficiency

Efficiency is improved significantly by using DC twin rotary compressor, inverter technology, and large heat exchanger

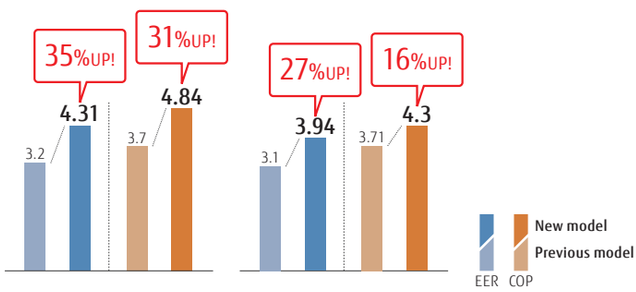



Heat Pump (8HP)
V-III Series



Heat Recovery (10HP)
VR-II Series

Energy Saving Function

Economy operation

Economy operation can be set by remote controller. The temperature setting is offset automatically over a certain period of time.

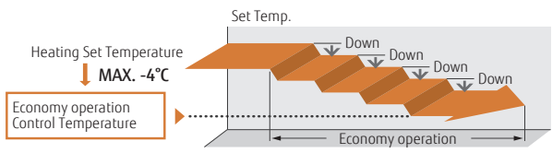

Room temperature set point limitation

The minimum and maximum temperature ranges can be limited, which provide further energy saving while maintaining the comfort of the occupants.

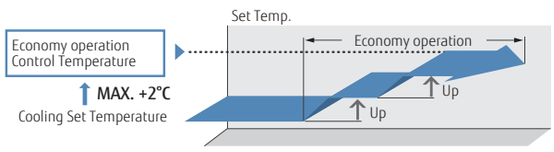

Auto-off timer

- The indoor unit automatically is turned off when it reaches to the preset operating time frame.
- The time frame of the "Auto off timer" can be flexibly scheduled.

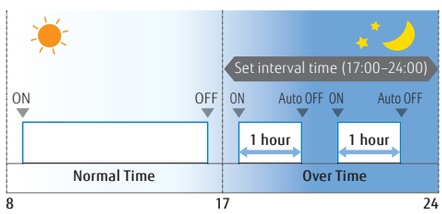

Capacity save operation

Operation capacity can be set in 5 steps for rated capability. The power consumption at peak is cut down and the maximum load is suppressed.

More Comfort

Precision refrigerant flow control

Precise and smooth refrigerant flow control is achieved by using a DC Inverter control in conjunction with individual indoor unit electronic expansion valve control. This allows high precision comfortable temperature control of ±0.5°C.

Auto changeover function

At Auto setting, the cooling/heating mode is automatically switched according to the set temperature and room temperature.

Quiet operation

Two low noise modes can be selected automatically by quiet priority setting and capacity priority setting depending on the indoor environment and outside temperature load. This feature can be controlled via outdoor unit external input and/or system controller.

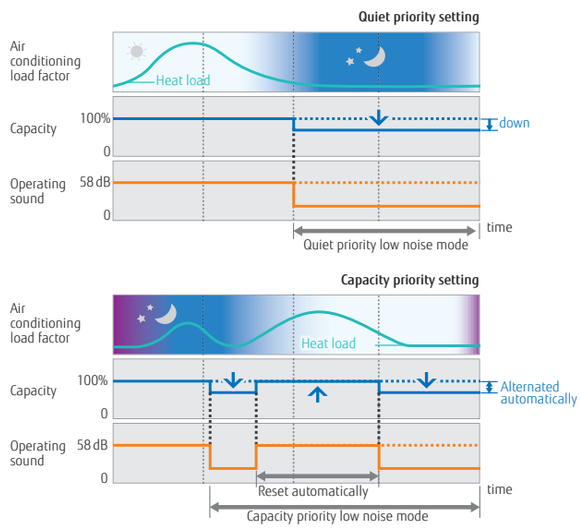

Design Flexibility

Overall piping length Max. 1,000 m

World's top class overall piping length of 1,000 m allows for application in a wide variety of buildings.

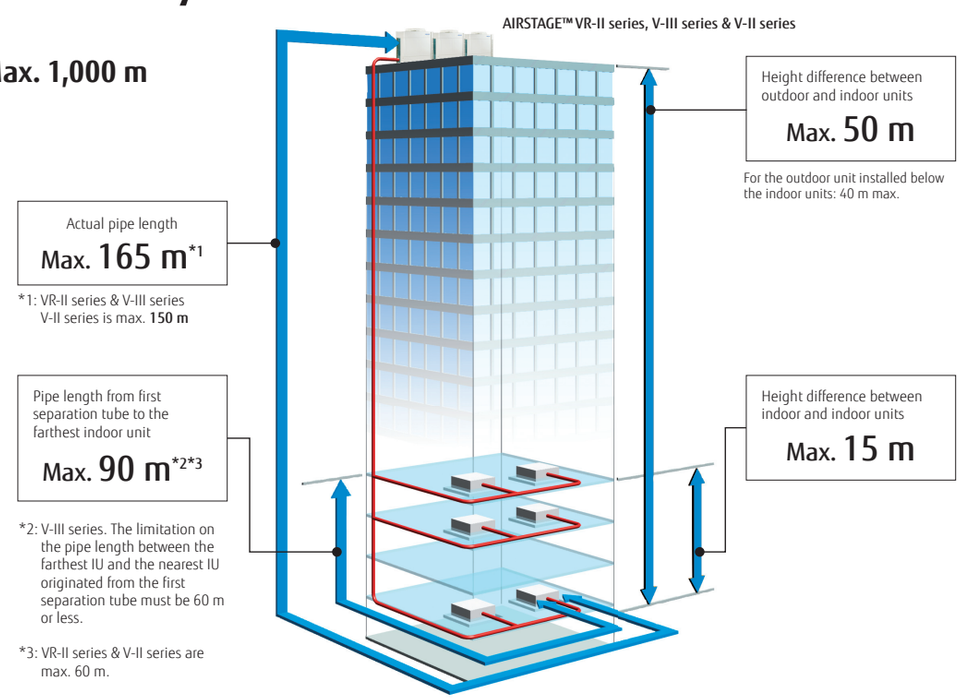

High Reliability

Liquid flow back protection

By adopting a large sized accumulator, not completely vapourised refrigerant stays inside of the accumulator to ensure no liquid refrigerant is being fed into the compressor.

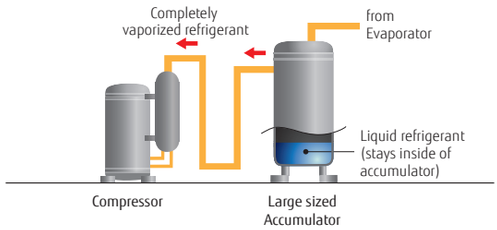

Backup operation*1

If one compressor fails, backup operation will be performed by the remaining compressors.*2

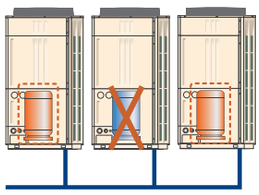

Advanced refrigerant control*1

Innovative compressor control logic has been introduced in order to balance the refrigerant mass flow rate of each outdoor unit by controlling the inverter speed.

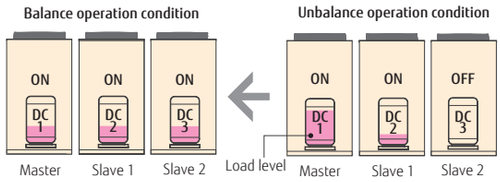

*1: Not available for AIRSTAGE™ J-III and J-IIS series *2: Note: Backup operation may not be possible depending on the trouble state.

Easy Installation

Simple wiring work

Installation of the wiring systems is made easier as the communication wiring can be installed continuously between the indoor, outdoor and RB units.

Note: Serial connection can't use the automatic address setting in a multiple refrigerant system.

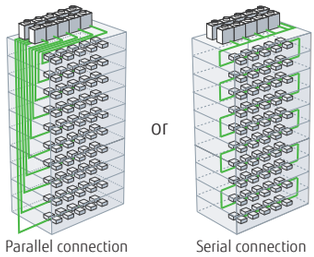

Up to maximum length
3,600 m

Automatic address setting

The address of the indoor unit, RB unit and signal amplifier through the automatic function setting on the outdoor unit PCB.

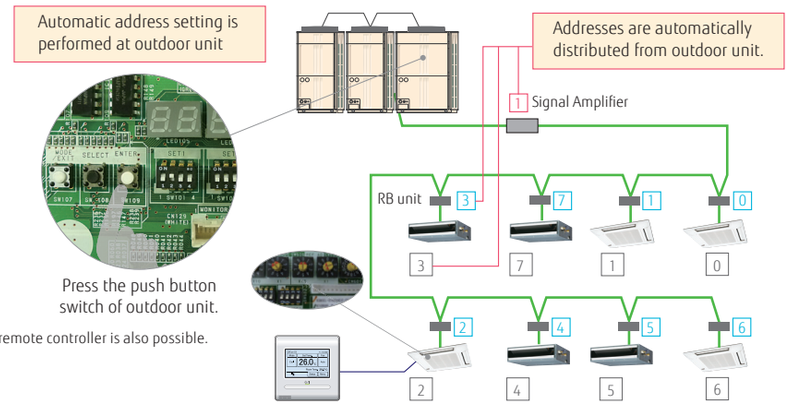

Manual address setting from indoor unit and remote controller is also possible.

Easy Service & Maintenance

Design for easy maintenance

Easy to read 7-segment LED :
Confirm detailed operational and error status without using any specific equipment.

- Operation mode status
- Discharge temperature/Pressure status
- Compressor operation indication
- Address/type/number of outdoor unit

Movable PCB panel:
Easier for maintenance work behind the PCB

7-segment LED



- Error status can be checked easily by outdoor unit display

Error status can be checked easily via the indoor unit wired controller
An error code is displayed on a liquid crystal screen.

Wired Remote Controller



Simple Remote Controller

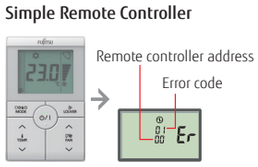

Wired Remote Controller (Touch panel)

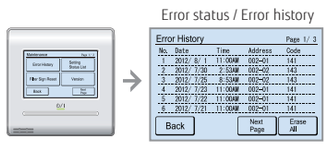

Error diagnosis by Service Tool

Connection to Service Tool

- Detail operation status and recent error history can be checked and analyzed by using the Service Tool.
- Last 5 min. operation memory can be also be recorded.

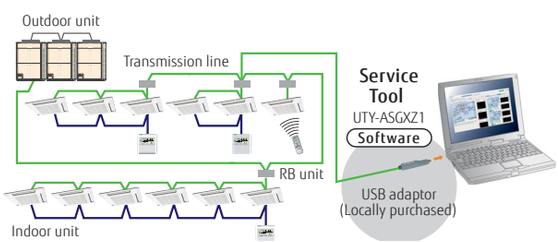

Remote monitoring

The Web Monitoring system allows you to view system operation anytime over the internet, ensuring issue free operation.

The operating VRF network system in the building can be monitored real time over the Internet.

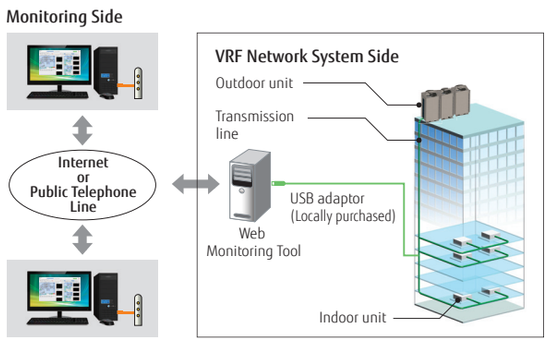

LARGE VRF

For Commercial

AIRSTAGE™





LARGE VRF

104 PRODUCT LINEUP LARGE VRF Outdoor Units
106 AIRSTAGE™ VR-II
114 AIRSTAGE™ V-III
120 AIRSTAGE™ V-III Tropical
124 AIRSTAGE™ V-II
130 PRODUCT LINEUP LARGE VRF Indoor Units
132 Indoor Units for LARGE VRF Specifications

LARGE VRF Outdoor Units



Capacity (kW)		22.4	28.0	33.5	40.0	45.0	50.4	55.9	61.5	67.0	73.5	78.5
HP		8	10	12	14	16	18	20	22	24	26	28
VR-II Series Heat Recovery	Space Saving Page 106~ Set Model	AJYA72GALH	AJYA90GALH	AJY108GALH	AJY126GALH	AJY144GALH	AJY162GALH	AJY180GALH	AJY198GALH	AJY216GALH	AJY234GALH	AJY252GALH
	Energy Efficiency Page 106~ Set Model					AJY144GALHH			AJY198GALHH	AJY216GALHH	AJY234GALHH	AJY252GALHH
V-III Series Heat Pump	Space Saving Page 114~ Set Model	AJY072LALBH	AJY090LALBH	AJY108LALBH	AJY126LALBH	AJY144LALBH	AJY162LALBH	AJY180LALBH	AJY198LALBH	AJY216LALBH	AJY234LALBH	AJY252LALBH
	Energy Efficiency Page 114~ Set Model					AJY144LALBHH	AJY162LALBHH	AJY180LALBHH		AJY216LALBHH	AJY234LALBHH	AJY252LALBHH
V-III Tropical Series Heat Pump	Space Saving Page 120~ Set Model	AJY072LNLBH	AJY090LNLBH	AJY108LNLBH	AJY126LNLBH	AJY144LNLBH	AJY162LNLBH	AJY180LNLBH	AJY198LNLBH	AJY216LNLBH	AJY234LNLBH	AJY252LNLBH
	Energy Efficiency Page 120~ Set Model					AJY144LNLBHH	AJY162LNLBHH	AJY180LNLBHH		AJY216LNLBHH	AJY234LNLBHH	AJY252LNLBLHH
V-II Series Heat Pump	Space Saving Page 124~ Set Model	AJYA72LALH	AJYA90LALH	AJY108LALH	AJY126LALH	AJY144LALH	AJY162LALH	AJY180LALH	AJY198LALH	AJY216LALH	AJY234LALH	AJY252LALH
	Energy Efficiency Page 124~ Set Model					AJY144LALHH			AJY198LALHH	AJY216LALHH	AJY234LALHH	AJY252LALHH

85.0	90.0	95.0	100.5	107.0	112.0	118.5	123.5	130.0	135.0	140.0	145.0	150.0
30	32	34	36	38	40	42	44	46	48	50	52	54
												
AJY270GALH	AJY288GALH	AJY306GALH	AJY324GALH	AJY342GALH	AJY360GALH	AJY378GALH	AJY396GALH	AJY414GALH	AJY432GALH			
												
AJY270GALHH	AJY288GALHH	AJY306GALHH	AJY324GALHH	AJY342GALHH	AJY360GALHH	AJY378GALHH	AJY396GALHH					
												
AJY270LALBH	AJY288LALBH	AJY306LALBH	AJY324LALBH	AJY342LALBH	AJY360LALBH	AJY378LALBH	AJY396LALBH	AJY414LALBH	AJY432LALBH	AJY450LALBH	AJY468LALBH	AJY486LALBH
												
AJY270LALBHH	AJY288LALBHH	AJY306LALBHH	AJY324LALBHH	AJY342LALBHH	AJY360LALBHH	AJY378LALBHH	AJY396LALBHH	AJY414LALBHH				
AJY270LNLBH	AJY288LNLBH	AJY306LNLBH	AJY324LNLBH	AJY342LNLBH	AJY360LNLBH	AJY378LNLBH	AJY396LNLBH	AJY414LNLBH	AJY432LNLBH	AJY450LNLBH	AJY468LNLBH	AJY486LNLBH
AJY270LNLBHH	AJY288LNLBHH	AJY306LNLBHH	AJY324LNLBHH	AJY342LNLBHH	AJY360LNLBHH	AJY378LNLBHH	AJY396LNLBHH	AJY414LNLBHH				
AJY270LALH	AJY288LALH	AJY306LALH	AJY324LALH	AJY342LALH	AJY360LALH	AJY378LALH	AJY396LALH	AJY414LALH	AJY432LALH			
AJY270LALHH	AJY288LALHH	AJY306LALHH	AJY324LALHH		AJY360LALHH	AJY378LALHH	AJY396LALHH					

Heat Recovery Modular Type

AIRSTAGE™ VR-II

Smart and cutting edge design
Extensive lineup from 8HP to 48HP in 2HP increment
Connectable indoor unit capacity ratio up to 150%



System Outline

Simultaneous cooling and heating operation using 1 refrigerant system

Cooling and heating can be freely selected for each indoor unit to provide simultaneous cooling and heating in the rooms with large temperature differences, etc.

Annual cooling operation

Use annual cooling operation for the rooms and other spaces that require constant temperature control throughout the year.

Handles changes in the temperature difference

The operation mode can be freely changed when there are large temperature differences during the day, such as between seasons.

EUROVENT CERTIFIED PERFORMANCE
www.eurovent-certification.com

www.eurovent-certification.com
www.certiflash.com



High Operating Energy Efficiency

Our Heat recovery systems achieve high operating energy efficiency by drawing heat from the room to be cooled and transferring it as energy for rooms that are to be heated.

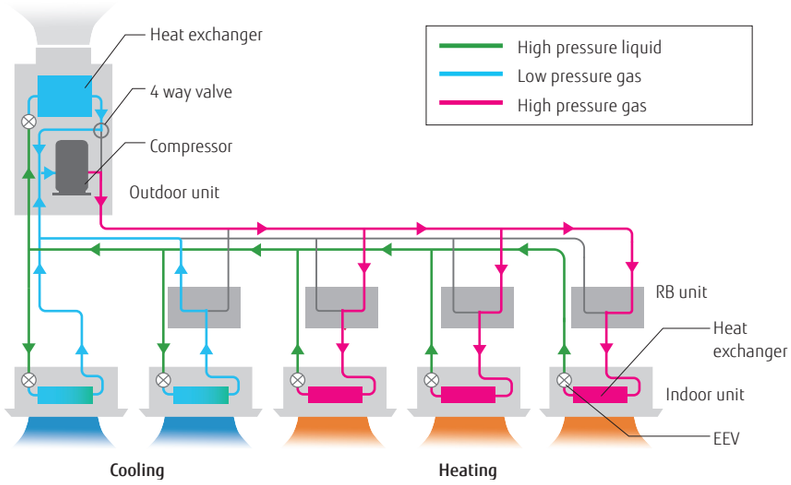

Energy saving technology that boosted operation efficiency



Powerful large propeller fan

By using CFD*1 technology, a newly designed fan achieves high performance and low noise operation.

*1. CFD = Computational Fluid Dynamics



Sine-wave DC inverter control

High efficiency is realized by adoption of reduced switching loss IPM.



Subcool heat exchanger

High Heat Exchange efficiency is achieved by using an internal projection shape double pipe construction.



High efficient and large capacity DC inverter compressor

Large capacity high efficient DC twin rotary compressor with excellent intermediate capability.





3 phase DC fan motor

Efficiency is substantially improved by high efficient motor with sophisticated driver control. In addition, low noise is realized by DC fan motor.



4-face heat exchanger

Heat exchange efficiency is significantly improved by the introduction of a new 4-face heat exchanger that increases effective surface area.



Front intake port

(corner cut air inhaling structure)

In multiple outdoor unit installations, the unique front intake design improves airflow into the Heat Exchanger.

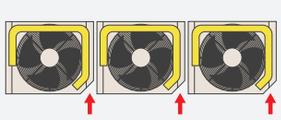

Features

Space saving combination

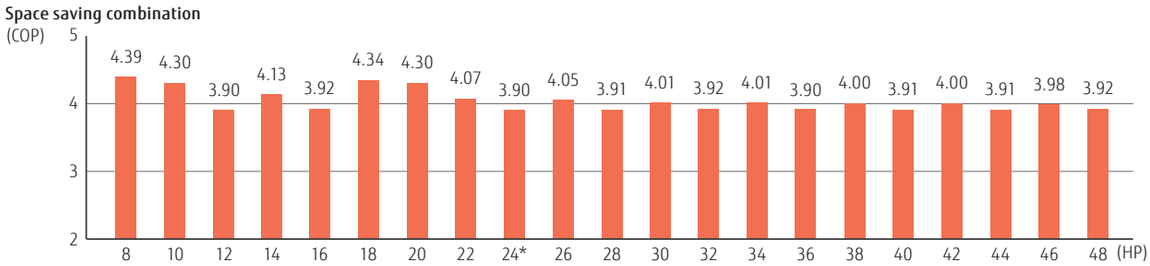

Energy efficiency combination

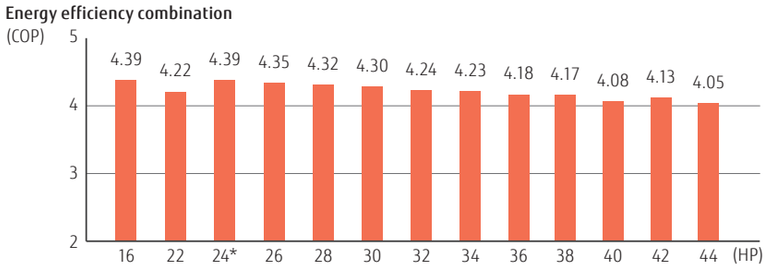

For 24HP Combination



All inverter compressor

Large capacity DC inverter compressor
Large capacity high efficient DC twin rotary compressor with excellent intermediate capability.

High efficient compressor speed control
Comfortable space with small room temperature changes and little energy loss is created by 0.1Hz steps compressor speed control.



Ideal heat exchanger path control

Heat exchanger is split into top and bottom. Heat exchange efficiency is improved by optimum heat exchanger path refrigerant control. Refrigerant is more distributed at the top side heat exchanger with a large intake airflow.

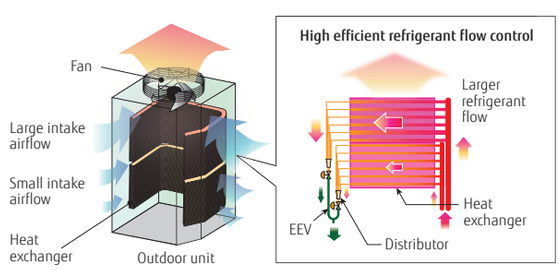

Sophisticated operation control

When multiple outdoor units are connected, sophisticated operation is performed by each compressor. Efficiency is improved by all compressors at part load and distributing refrigerant to all of the heat exchangers rather than to one compressor.

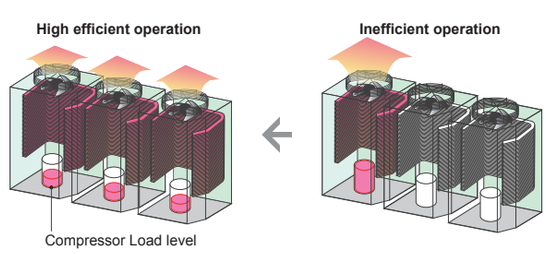



Flexible piping connection

A more flexible refrigerant piping work is possible by the use of various piping and RB Unit connections, for adjustments to the floor layout and building structure.

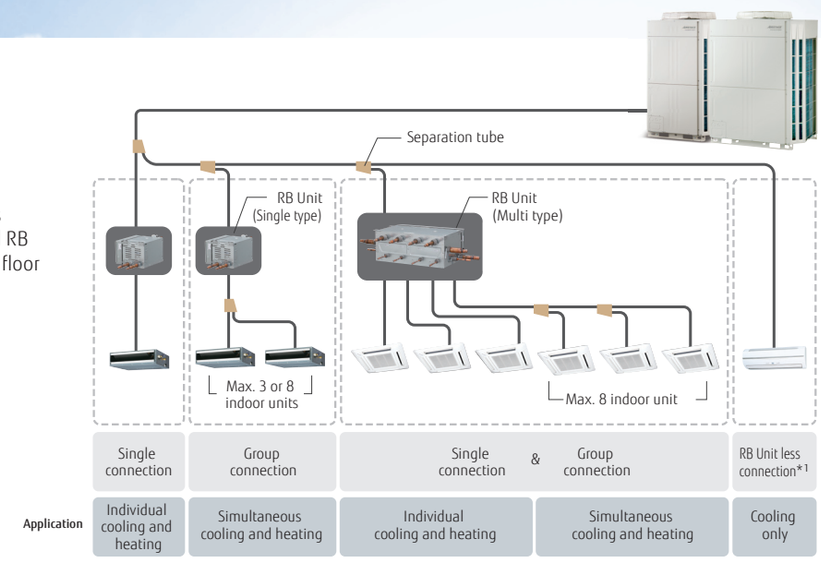

- The RB unit can be freely positioned between the first branch and the indoor unit.
- The maximum height difference between RB units is 15 m.

*1: RB Unit is not necessary for cooling only use.

Flexible installation of RB unit

- Small & slim design saves space. Height 198 mm
- A drain pipe is not required
- The control box position can be changed to meet the installation conditions
- Small design saves space
- A drain pipe is not required
- Simple installation series connection design

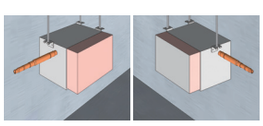

Installation possible from either side for freedom of the control box

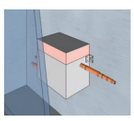

Installation possible on the upper-side for use in narrow space



• 2-way connection

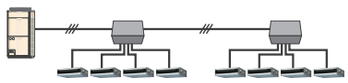

• Up to 2 units can be connected in series.

Easy to maintenance in a narrow space

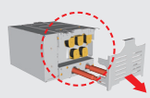

• Maintenance can be performed from the side.

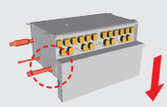

• Electrics box can be temporarily fixed by sliding down.

• Parts can be replaced easily even at narrow space in the ceiling.

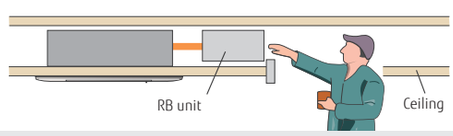



RB unit (single type)



RB unit (multi type)

Outdoor units lineup

• Combinations other than the followings are not recommended.

Space saving combination

22.4 kW (8HP)  AJYA72GALH UNIT : AJYA72GALH	28.0 kW (10HP)  AJYA90GALH UNIT : AJYA90GALH	33.5 kW (12HP)  AJY108GALH UNIT : AJY108GALH	40.0 kW (14HP)  AJY126GALH UNIT : AJY126GALH	45.0 kW (16HP)  AJY144GALH UNIT : AJY144GALH
50.4 kW (18HP)  AJY162GALH UNIT : AJYA90/A72GALH	56.0 kW (20HP)  AJY180GALH UNIT : AJYA90/A90GALH	61.5 kW (22HP)  AJY198GALH UNIT : AJY108/A90GALH	67.0 kW (24HP)  AJY216GALH UNIT : AJY108/108GALH	73.0 kW (26HP)  AJY234GALH UNIT : AJY144/A90GALH
78.5 kW (28HP)  AJY252GALH UNIT : AJY144/108GALH	85.0 kW (30HP)  AJY270GALH UNIT : AJY144/126GALH	90.0 kW (32HP)  AJY288GALH UNIT : AJY144/144GALH	95.0 kW (34HP)  AJY306GALH UNIT : AJY108/108/A90GALH	100.5 kW (36HP)  AJY324GALH UNIT : AJY108/108/108GALH
106.5 kW (38HP)  AJY342GALH UNIT : AJY144/108/A90GALH	112.0 kW (40HP)  AJY360GALH UNIT : AJY144/108/108GALH	118.0 kW (42HP)  AJY378GALH UNIT : AJY144/144/A90GALH	123.5 kW (44HP)  AJY396GALH UNIT : AJY144/144/108GALH	130.0 kW (46HP)  AJY414GALH UNIT : AJY144/144/126GALH
135.0 kW (48HP)  AJY432GALH UNIT : AJY144/144/144GALH				

Energy efficiency combination

44.8 kW (16HP)  AJY144GALHH UNIT : AJYA72/A72GALH	62.4 kW (22HP)  AJY198GALHH UNIT : AJY126/A72GALH	67.2 kW (24HP)  AJY216GALHH UNIT : AJYA72/A72/A72GALH	72.8 kW (26HP)  AJY234GALHH UNIT : AJYA90/A72/A72GALH	78.4 kW (28HP)  AJY252GALHH UNIT : AJYA90/A90/A72GALH
84.0 kW (30HP)  AJY270GALHH UNIT : AJYA90/A90/A90GALH	90.4 kW (32HP)  AJY288GALHH UNIT : AJY126/A90/A72GALH	96.0 kW (34HP)  AJY306GALHH UNIT : AJY126/A90/A90GALH	102.4 kW (36HP)  AJY324GALHH UNIT : AJY126/126/A72GALH	108.0 kW (38HP)  AJY342GALHH UNIT : AJY126/126/A90GALH
113.0 kW (40HP)  AJY360GALHH UNIT : AJY144/126/A90GALH	120.0 kW (42HP)  AJY378GALHH UNIT : AJY126/126/126GALH	125.0 kW (44HP)  AJY396GALHH UNIT : AJY144/126/126GALH		

8,10,12HP : AJYA72GALH / AJYA90GALH / AJY108GALH
14,16HP : AJY126GALH / AJY144GALH



8, 10, 12 HP　　14, 16 HP

Dimensions

(Unit : mm)

8, 10, 12 HP

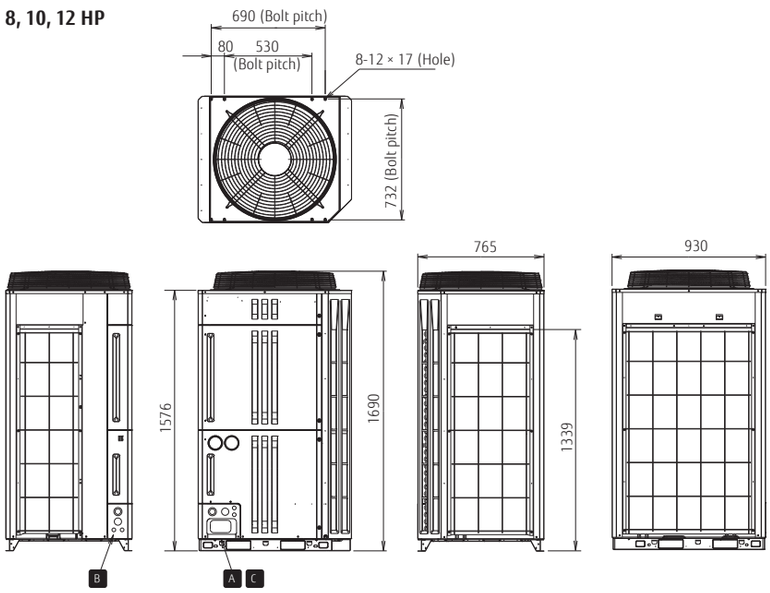

14, 16 HP

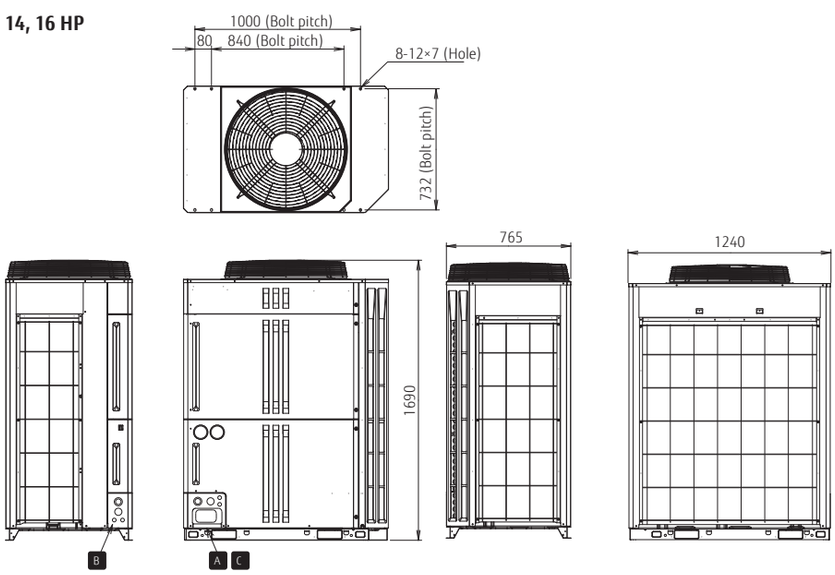

A
Front side knockout position

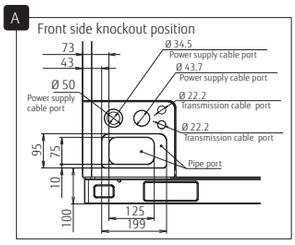

B
Left side knockout position

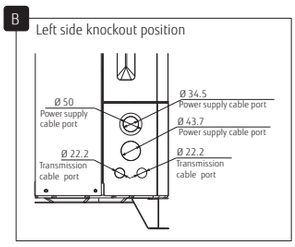

C
Bottom side knockout position

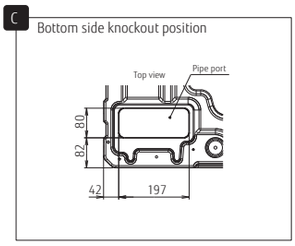

COMMERCIAL LARGE VRF

Outdoor units specifications

Space Saving Combination

Rating Capacity range		HP	8	10	12	14	16	18	20	22	24
											
Set Model name			AJYA72GALH	AJYA90GALH	AJY108GALH	AJY126GALH	AJY144GALH	AJY162GALH	AJY180GALH	AJY198GALH	AJY216GALH
Unit 1 Unit 2 Unit 3			AJYA72GALH	AJYA90GALH	AJY108GALH	AJY126GALH	AJY144GALH	AJYA90GALH AJYA72GALH	AJYA90GALH AJYA90GALH	AJY108GALH AJYA90GALH	AJY108GALH AJY108GALH
Maximum Connectable Indoor Unit*1			15	16	17	21	24	27	30	32	35
Indoor unit connectable capacity		kW	11.2-33.6	14.0-42.0	16.8-50.2	20.0-60.0	22.5-67.5	25.2-75.6	28.0-84.0	30.8-92.2	33.5-100.5
Power source			3-phase 4 wire , 400 V, 50Hz								
Capacity	Cooling	kW	22.4	28.0	33.5	40.0	45.0	50.4	56.0	61.5	67.0
	Heating		25.0	31.5	37.5	45.0	50.0	56.5	63.0	69.0	75.0
Input power	Cooling	kW	5.45	7.11	9.75	11.34	13.61	12.56	14.22	16.86	19.50
	Heating		5.70	7.33	9.62	10.90	12.77	13.03	14.66	16.95	19.24
EER	Cooling	W/W	4.11	3.94	3.44	3.53	3.31	4.01	3.94	3.65	3.44
COP	Heating	W/W	4.39	4.30	3.90	4.13	3.92	4.34	4.30	4.07	3.90
Air flow late		m^3/h	11,100	11,100	11,100	13,000	13,000	11,100×2	11,100×2	11,100×2	11,100×2
Sound pressure level*2/ Power level	Cooling	dB(A)	56 / 77	58 / 79	59 / 80	60 / 81	61 / 82	60 / 81	61 / 82	62 / 83	62 / 83
	Heating		58 / 80	59 / 81	61 / 83	61 / 83	61 / 83	62 / 84	62 / 84	63 / 85	64 / 86
Maximum external static pressure		Pa	80	80	80	80	80	80	80	80	80
Compressor motor output		kW	7.5	7.5	7.5	11.0	11.0	7.5×2	7.5×2	7.5×2	7.5×2
Heat exchanger fin			Blue fin	Blue fin	Blue fin	Blue fin	Blue fin	Blue fin	Blue fin	Blue fin	Blue fin
Net Dimensions	Height	mm	1,690	1,690	1,690	1,690	1,690	1,690	1,690	1,690	1,690
	Width		930	930	930	1,240	1,240	930×2	930×2	930×2	930×2
	Depth		765	765	765	765	765	765	765	765	765
Weight		kg	262	262	262	286	286	262×2	262×2	262×2	262×2
Refrigerant	Type (Global Warming Potential)		R410A (2,088)	R410A (2,088)	R410A (2,088)	R410A (2,088)	R410A (2,088)	R410A (2,088)	R410A (2,088)	R410A (2,088)	R410A (2,088)
	Charge	kg(CO2eq-T)	11.8 (24.6)	11.8 (24.6)	11.8 (24.6)	11.8 (24.6)	11.8 (24.6)	11.8×2 (24.6×2)	11.8×2 (24.6×2)	11.8×2 (24.6×2)	11.8×2 (24.6×2)
Connection pipe diameter	Liquid	mm	12.70	12.70	12.70	12.70	12.70	15.88	15.88	15.88	15.88
	Discharge Gas		15.88	19.05	19.05	22.22	22.22	22.22	22.22	28.58	28.58
	Suction Gas		22.22	22.22	28.58	28.58	28.58	28.58	28.58	34.92	34.92
Operation range	Cooling	°CDB	-10 to 46	-10 to 46	-10 to 46	-10 to 46	-10 to 46	-10 to 46	-10 to 46	-10 to 46	-10 to 46
	Heating		-20 to 21	-20 to 21	-20 to 21	-20 to 21	-20 to 21	-20 to 21	-20 to 21	-20 to 21	-20 to 21
	Cooling/Heating		-10 to 21	-10 to 21	-10 to 21	-10 to 21	-10 to 21	-10 to 21	-10 to 21	-10 to 21	-10 to 21

Energy Efficiency Combination

Rating Capacity range		HP	16	22	24	26	28	30
								
Set Model name			AJY144GALHH	AJY198GALHH	AJY216GALHH	AJY234GALHH	AJY252GALHH	AJY270GALHH
Unit 1 Unit 2 Unit 3			AJYA72GALH AJYA72GALH	AJY126GALH AJYA72GALH	AJYA72GALH AJYA72GALH AJYA72GALH	AJYA90GALH AJYA72GALH AJYA72GALH	AJYA90GALH AJYA90GALH AJYA72GALH	AJYA90GALH AJYA90GALH AJYA90GALH
Maximum Connectable Indoor Unit*1			24	33	36	39	42	45
Indoor unit connectable capacity		kW	22.4-67.2	31.2-93.6	33.6-100.8	36.4-109.2	39.2-117.6	42.0-126.0
Power source			3-phase 4 wire , 400 V, 50Hz					
Capacity	Cooling	kW	44.8	62.4	67.2	72.8	78.4	84.0
	Heating		50.0	70.0	75.0	81.5	88.0	94.5
Input power	Cooling	kW	10.90	16.79	16.35	18.01	19.67	21.33
	Heating		11.40	16.60	17.10	18.73	20.36	21.99
EER	Cooling	W/W	4.11	3.72	4.11	4.04	3.99	3.94
COP	Heating	W/W	4.39	4.22	4.39	4.35	4.32	4.30
Air flow late		m^3/h	11,100×2	13,000+11,100	11,100×3	11,100×3	11,100×3	11,100×3
Sound pressure level*2/ Power level	Cooling	dB(A)	59 / 80	61 / 82	61 / 82	62 / 83	62 / 83	63 / 84
	Heating		61 / 83	63 / 85	63 / 85	63 / 85	63 / 85	64 / 86
Maximum external static pressure		Pa	80	80	80	80	80	80
Compressor motor output		kW	7.5×2	11.0+7.5	7.5×3	7.5×3	7.5×3	7.5×3
Heat exchanger fin			Blue fin	Blue fin	Blue fin	Blue fin	Blue fin	Blue fin
Net Dimensions	Height	mm	1,690	1,690	1,690	1,690	1,690	1,690
	Width		930×2	1,240+930	930×3	930×3	930×3	930×3
	Depth		765	765	765	765	765	765
Weight		kg	262×2	286+262	262×3	262×3	262×3	262×3
Refrigerant	Type (Global Warming Potential)		R410A (2,088)	R410A (2,088)	R410A (2,088)	R410A (2,088)	R410A (2,088)	R410A (2,088)
	Charge	kg(CO2eq-T)	11.8×2 (24.6×2)	11.8×2 (24.6×2)	11.8×3 (24.6×3)	11.8×3 (24.6×3)	11.8×3 (24.6×3)	11.8×3 (24.6×3)
Connection pipe diameter	Liquid	mm	12.70	15.88	15.88	15.88	15.88	19.05
	Discharge Gas		22.22	28.58	28.58	28.58	28.58	28.58
	Suction Gas		28.58	34.92	34.92	34.92	34.92	34.92
Operation range	Cooling	°CDB	-10 to 46	-10 to 46	-10 to 46	-10 to 46	-10 to 46	-10 to 46
	Heating		-20 to 21	-20 to 21	-20 to 21	-20 to 21	-20 to 21	-20 to 21
	Cooling/Heating		-10 to 21	-10 to 21	-10 to 21	-10 to 21	-10 to 21	-10 to 21

Note: Specifications are based on the following conditions.
Cooling: Indoor temperature of 27°CDB / 19°CWB, and outdoor temperature of 35°CDB / 24°CWB.
Heating: Indoor temperature of 20°CDB / (15°CWB), and outdoor temperature of 7°CDB / 6°CWB.
Pipe length: 7.5 m; Height difference between outdoor unit and indoor unit : 0 m.
When cooling operation will be conducted at outdoor air temperature below -5°C,
the outdoor unit must be installed in a position that is higher than or equal to those of indoor units.

26	28	30	32	34	36	38	40	42	44	46	48
											
AJY234GALH	**AJY252GALH**	**AJY270GALH**	**AJY288GALH**	**AJY306GALH**	**AJY324GALH**	**AJY342GALH**	**AJY360GALH**	**AJY378GALH**	**AJY396GALH**	**AJY414GALH**	**AJY432GALH**
AJY144GALH AJYA90GALH	AJY144GALH AJY108GALH	AJY144GALH AJY126GALH	AJY144GALH AJY144GALH	AJY108GALH AJY108GALH AJYA90GALH	AJY108GALH AJY108GALH AJY108GALH	AJY144GALH AJY108GALH AJYA90GALH	AJY144GALH AJY108GALH AJY108GALH	AJY144GALH AJY144GALH AJYA90GALH	AJY144GALH AJY144GALH AJY108GALH	AJY144GALH AJY144GALH AJY126GALH	AJY144GALH AJY144GALH AJY144GALH
39	42	45	48	50	53	57	60	63	64	64	64
36.5-109.5	39.3-117.7	42.5-127.5	45.0-135.0	47.5-142.5	50.3-150.7	53.3-159.7	56.0-168.0	59.0-177.0	61.8-185.2	65.0-195.0	67.5-202.5
3-phase 4 wire , 400 V, 50Hz											
73.0	78.5	85.0	90.0	95.0	100.5	106.5	112.0	118.0	123.5	130.0	135.0
81.5	87.5	95.0	100.0	106.5	112.5	119.0	125.0	131.5	137.5	145.0	150.0
20.72	23.36	24.95	27.22	26.61	29.25	30.47	33.11	34.33	36.97	38.56	40.83
20.10	22.39	23.67	25.54	26.57	28.86	29.72	32.01	32.87	35.16	36.44	38.31
3.52	3.36	3.41	3.31	3.57	3.44	3.50	3.38	3.44	3.34	3.37	3.31
4.05	3.91	4.01	3.92	4.01	3.90	4.00	3.91	4.00	3.91	3.98	3.92
13,000+11,100	13,000+11,100	13,000×2	13,000×2	11,100×3	11,100×3	13,000+11,100×2	13,000+11,100×2	13,000×2+11,100	13,000×2+11,100	13,000×3	13,000×3
63 / 84	63 / 84	64 / 84.5	64 / 85	63 / 85	64 / 85	64 / 85	65 / 85.5	65 / 86	65 / 86	65 / 86	66 / 87
63 / 85	64 / 86	64 / 86	64 / 86	65 / 87.2	65 / 87	65 / 87	66 / 87.7	65 / 87	66 / 88	66 / 88	66 / 88
80	80	80	80	80	80	80	80	80	80	80	80
11.0+7.5	11.0+7.5	11.0×2	11.0×2	7.5×3	7.5×3	11.0+7.5×2	11.0+7.5×2	11.0×2+7.5	11.0×2+7.5	11.0×3	11.0×3
Blue fin	Blue fin	Blue fin	Blue fin	Blue fin	Blue fin	Blue fin	Blue fin	Blue fin	Blue fin	Blue fin	Blue fin
1,690	1,690	1,690	1,690	1,690	1,690	1,690	1,690	1,690	1,690	1,690	1,690
1,240+930	1,240+930	1,240×2	1,240×2	930×3	930×3	1,240+930×2	1,240+930×2	1,240×2+930	1,240×2+930	1,240×3	1,240×3
765	765	765	765	765	765	765	765	765	765	765	765
286+262	286+262	286×2	286×2	286×3	286×3	286+262×2	286+262×2	286×2+262	286×2+262	286×3	286×3
R410A (2,088)	R410A (2,088)	R410A (2,088)	R410A (2,088)	R410A (2,088)	R410A (2,088)	R410A (2,088)	R410A (2,088)	R410A (2,088)	R410A (2,088)	R410A (2,088)	R410A (2,088)
11.8×2 (24.6×2)	11.8×2 (24.6×2)	11.8×2 (24.6×2)	11.8×2 (24.6×2)	11.8×3 (24.6×3)	11.8×3 (24.6×3)	11.8×3 (24.6×3)	11.8×3 (24.6×3)	11.8×3 (24.6×3)	11.8×3 (24.6×3)	11.8×3 (24.6×3)	11.8×3 (24.6×3)
15.88	15.88	19.05	19.05	19.05	19.05	19.05	19.05	19.05	19.05	19.05	19.05
28.58	28.58	28.58	28.58	28.58	28.58	34.92	34.92	34.92	34.92	34.92	34.92
34.92	34.92	34.92	34.92	34.92	41.27	41.27	41.27	41.27	41.27	41.27	41.27
-10 to 46	-10 to 46	-10 to 46	-10 to 46	-10 to 46	-10 to 46	-10 to 46	-10 to 46	-10 to 46	-10 to 46	-10 to 46	-10 to 46
-20 to 21	-20 to 21	-20 to 21	-20 to 21	-20 to 21	-20 to 21	-20 to 21	-20 to 21	-20 to 21	-20 to 21	-20 to 21	-20 to 21
-10 to 21	-10 to 21	-10 to 21	-10 to 21	-10 to 21	-10 to 21	-10 to 21	-10 to 21	-10 to 21	-10 to 21	-10 to 21	-10 to 21

32	34	36	38	40	42	44
						
AJY288GALHH	**AJY306GALHH**	**AJY324GALHH**	**AJY342GALHH**	**AJY360GALHH**	**AJY378GALHH**	**AJY396GALHH**
AJY126GALH AJYA90GALH AJYA72GALH	AJY126GALH AJYA90GALH AJYA90GALH	AJY126GALH AJY126GALH AJYA72GALH	AJY126GALH AJY126GALH AJYA90GALH	AJY144GALH AJY126GALH AJYA90GALH	AJY126GALH AJY126GALH AJY126GALH	AJY144GALH AJY126GALH AJY126GALH
48	51	54	57	60	64	64
45.2-135.6	48.0-144.0	51.2-153.6	54.0-162.0	56.5-169.5	60.0-180.0	62.5-187.5
3-phase 4 wire , 400 V, 50Hz						
90.4	96.0	102.4	108.0	113.0	120.0	125.0
101.5	108.0	115.0	121.5	126.5	135.0	140.0
23.90	25.56	28.13	29.79	32.06	34.02	36.29
23.93	25.56	27.50	29.13	31.00	32.70	34.57
3.78	3.76	3.64	3.63	3.52	3.53	3.44
4.24	4.23	4.18	4.17	4.08	4.13	4.05
13,000+11,100×2	13,000+11,100×2	13,000×2+11,100	13,000×2+11,100	13,000×2+11,100	13,000×3	13,000×3
63 / 84	64 / 85	64 / 85	64 / 86	65 / 86	65 / 86	65 / 86
64 / 86	65 / 87	65 / 87	65 / 87	65 / 87	66 / 88	66 / 88
80	80	80	80	80	80	80
11.0+7.5×2	11.0+7.5×2	11.0×2+7.5	11.0×2+7.5	11.0×2+7.5	11.0×3	11.0×3
Blue fin	Blue fin	Blue fin	Blue fin	Blue fin	Blue fin	Blue fin
1,690	1,690	1,690	1,690	1,690	1,690	1,690
1,240+930×2	1,240+930×2	1,240×2+930	1,240×2+930	1,240×2+930	1,240×3	1,240×3
765	765	765	765	765	765	765
286+262×2	286+262×2	286×2+262	286×2+262	286×2+262	286×3	286×3
R410A (2,088)	R410A (2,088)	R410A (2,088)	R410A (2,088)	R410A (2,088)	R410A (2,088)	R410A (2,088)
11.8×3 (24.6×3)	11.8×3 (24.6×3)	11.8×3 (24.6×3)	11.8×3 (24.6×3)	11.8×3 (24.6×3)	11.8×3 (24.6×3)	11.8×3 (24.6×3)
19.05	19.05	19.05	19.05	19.05	19.05	19.05
28.58	28.58	28.58	34.92	34.92	34.92	34.92
34.92	34.92	41.27	41.27	41.27	41.27	41.27
-10 to 46	-10 to 46	-10 to 46	-10 to 46	-10 to 46	-10 to 46	-10 to 46
-20 to 21	-20 to 21	-20 to 21	-20 to 21	-20 to 21	-20 to 21	-20 to 21
-10 to 21	-10 to 21	-10 to 21	-10 to 21	-10 to 21	-10 to 21	-10 to 21

*1: Minimum connectable indoor unit number is 2.
*2: The noise value is the value when measured in an anechoic room. When measured in the actual installed state, surrounding noise and reflections are received and the measured value is usually larger than the indicated value.

Heat Pump Modular Type



System Outline

Excellent energy saving

Heat pump inverter type realizes the highly energy saving air conditioning for individual cooling and heating operation by all inverter technology for seasonal efficiency.

High design flexibility for various building air conditioning

High design flexibly meets the various needs of high-rise building air conditioning such as outdoor unit roof top concentrated installation and each floor installation by large capacity combination, sufficient connection capacity, and high static pressure design.

Easy installation and maintenance

The flexible communication method and piping connections make installation and maintenance easy even for large systems.

EUROVENT CERTIFIED PERFORMANCE
www.eurovent-certification.com

www.eurovent-certification.com
www.certiflash.com



Efficiency in actual operation

Top class high COP is achieved for all combinations by our unique heat exchanger structure, high efficient DC twin compressor, and our own technologies.

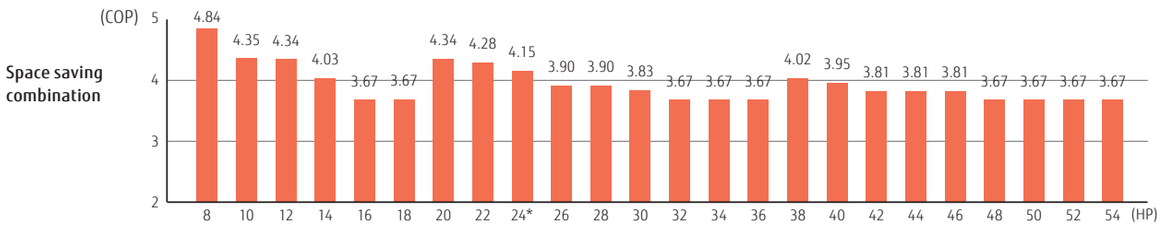

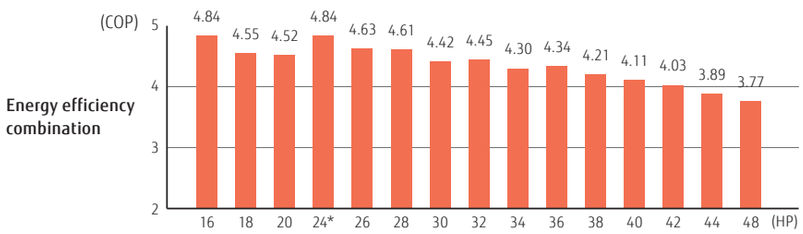

For 24 HP Combination



COP 17% UP

Energy saving technology that boosted operation efficiency



Powerful large propeller fan

By using CFD*1 technology, a newly designed fan achieves high performance and low noise operation.

*1. CFD = Computational Fluid Dynamics



Sine-wave DC inverter control

High efficiency is realized by adoption of reduced switching loss IPM.



Subcool heat exchanger

High Heat Exchange efficiency is achieved by using an internal projection shape double pipe construction.



High efficient and large capacity DC inverter compressor

Large capacity high efficient DC twin rotary compressor with excellent intermediate capability.





3 phase DC fan motor

Efficiency is substantially improved by high efficient motor with sophisticated driver control. In addition, low noise is realized by DC fan motor.



4-face heat exchanger

Heat exchange efficiency is significantly improved by the introduction of a new 4-face heat exchanger that increases effective surface area.



Front intake port

(corner cut air inhaling structure)

In multiple outdoor unit installations, the unique front intake design improves airflow into the Heat Exchanger.

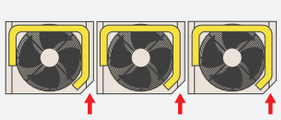

Outdoor units lineup

• Combinations other than the followings are not recommended.

Space saving combination

22.4 kW (8HP)	28.0 kW (10HP)	33.5 kW (12HP)	40.0 kW (14HP)	45.0 kW (16HP)
				
AJY072LALBH UNIT : AJY072LALBH	AJY090LALBH UNIT : AJY090LALBH	AJY108LALBH UNIT : AJY108LALBH	AJY126LALBH UNIT : AJY126LALBH	AJY144LALBH UNIT : AJY144LALBH
50.0 kW (18HP)	56.0 kW (20HP)	62.4 kW (22HP)	68.0 kW (24HP)	73.0 kW (26HP)
				
AJY162LALBH UNIT : AJY162LALBH	AJY180LALBH UNIT : AJY090/090LALBH	AJY198LALBH UNIT : AJY126/072LALBH	AJY216LALBH UNIT : AJY126/090LALBH	AJY234LALBH UNIT : AJY144/090LALBH
78.0 kW (28HP)	85.0 kW (30HP))	90.0 kW (32HP)	95.0 kW (34HP)	100.0 kW (36HP)
				
AJY252LALBH UNIT : AJY162/090LALBH	AJY270LALBH UNIT : AJY144/126LALBH	AJY288LALBH UNIT : AJY144/144LALBH	AJY306LALBH UNIT : AJY162/144LALBH	AJY324LALBH UNIT : AJY162/162LALBH
106.0 kW (38HP)	113.0 kW (40HP)	118.0 kW (42HP)	123.0 kW (44HP)	128.0 kW (46HP)
				
AJY342LALBH UNIT : AJY162/090/090LALBH	AJY360LALBH UNIT : AJY144/126/090LALBH	AJY378LALBH UNIT : AJY144/144/090LALBH	AJY396LALBH UNIT : AJY162/144/090LALBH	AJY414LALBH UNIT : AJY162/162/090LALBH
135.0 kW (48HP)	140.0 kW (50HP)	145.0 kW (52HP)	150.0 kW (54HP)	
				
AJY432LALBH UNIT : AJY144/144/144LALBH	AJY450LALBH UNIT : AJY162/144/144LALBH	AJY468LALBH UNIT : AJY162/162/144LALBH	AJY486LALBH UNIT : AJY162/162/162LALBH	

Energy efficiency combination

44.8 kW (16HP)	50.4kW (18HP)	55.9 kW (20HP)	67.2 kW (24HP)	72.8 kW (26HP)
				
AJY144LALBHH UNIT : AJY072/072LALBH	AJY162LALBHH UNIT : AJY090/072LALBH	AJY180LALBHH UNIT : AJY108/072LALBH	AJY216LALBHH UNIT : AJY072/072/072LALBH	AJY234LALBHH UNIT : AJY090/072/072LALBH
78.3 kW (28HP)	84.8 kW (30HP)	89.4 kW (32HP)	95.9 kW (34HP)	100.5 kW (36HP)
				
AJY252LALBHH UNIT : AJY108/072/072LALBH	AJY270LALBHH UNIT : AJY126/072/072LALBH	AJY288LALBHH UNIT : AJY108/108/072LALBH	AJY306LALBHH UNIT : AJY126/108/072LALBH	AJY324LALBHH UNIT : AJY108/108/108LALBH
107.0 kW (38HP)	113.5 kW (40HP)	120.0 kW (42HP)	125.0 kW (44HP)	130.0 kW (46HP)
				
AJY342LALBHH UNIT : AJY126/108/108LALBH	AJY360LALBHH UNIT : AJY126/126/108LALBH	AJY378LALBHH UNIT : AJY126/126/126LALBH	AJY396LALBHH UNIT : AJY144/126/126LALBH	AJY414LALBHH UNIT : AJY144/144/126LALBH

8,10HP : AJY072LALBH / AJY090LALBH
12,14,16HP : AJY108LALBH / AJY126LALBH / AJY144LALBH / AJY162LALBH



8, 10 HP



12, 14, 16 HP

Dimensions

(Unit : mm)

8, 10 HP

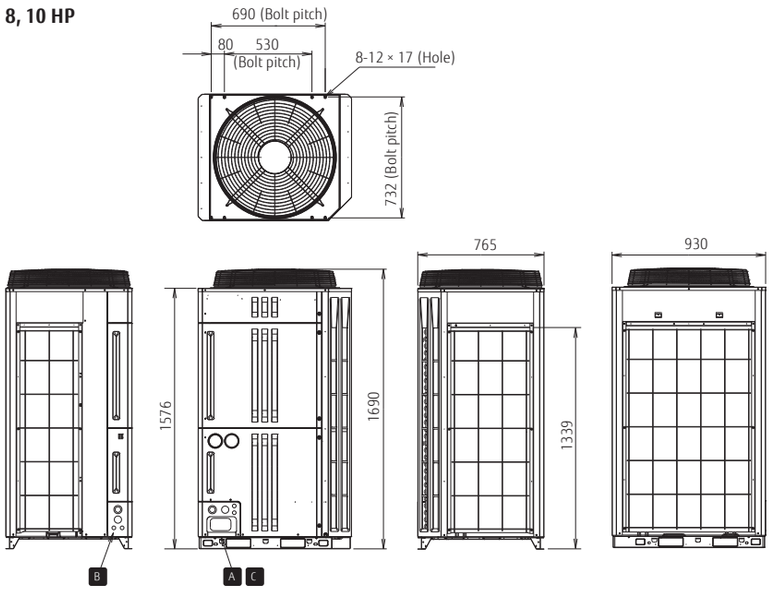

12, 14, 16 HP

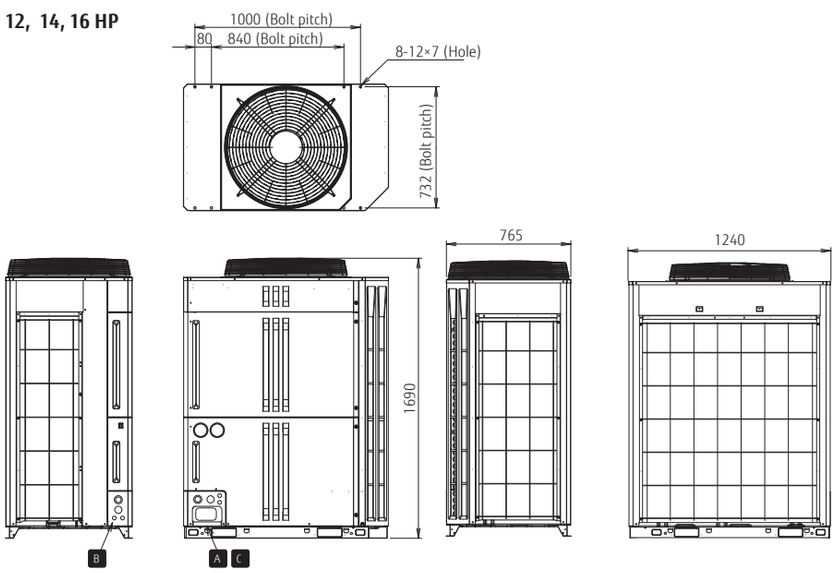

A

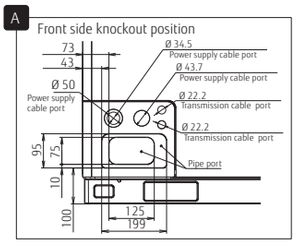

B

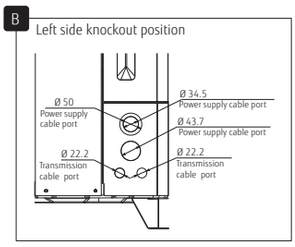

C

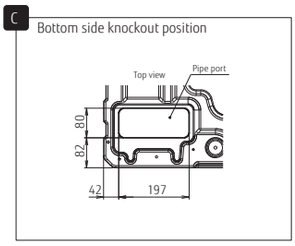

COMMERCIAL LARGE VRF

Outdoor units specifications

Space Saving Combination

Rating Capacity range		HP	8	10	12	14	16	18	20	22	24	26	28
													
Set Model name			AJY072LALBH	AJY090LALBH	AJY108LALBH	AJY126LALBH	AJY144LALBH	AJY162LALBH	AJY180LALBH	AJY198LALBH	AJY216LALBH	AJY234LALBH	AJY252LALBH
Unit 1 Unit 2 Unit 3			AJY072LALBH	AJY090LALBH	AJY108LALBH	AJY126LALBH	AJY144LALBH	AJY162LALBH	AJY090LALBH AJY090LALBH	AJY126LALBH AJY072LALBH	AJY126LALBH AJY090LALBH	AJY144LALBH AJY090ALBH	AJY162LALBH AJY090LALBH
Maximum Connectable Indoor Unit*1			17	21	26	30	34	39	43	47	52	56	60
Indoor unit connectable capacity		kW	11.2-33.6	14.0-42.0	16.8-50.2	20.0-60.0	22.5-67.5	25.0-67.5	28.0-84.0	31.2-93.6	34.0-102.0	36.5-109.5	39.0-109.5
Power source			3-phase 4 wire, 400 V, 50Hz										
Capacity	Cooling	kW	22.4	28.0	33.5	40.0	45.0	50.0	56.0	62.4	68.0	73.0	78.0
	Heating		25.0	31.5	37.5	45.0	50.0	50.0	63.0	70.0	76.5	81.5	81.5
Input power	Cooling	kW	5.20	7.28	8.96	10.96	13.01	16.56	14.56	16.16	18.24	20.29	23.84
	Heating		5.17	7.25	8.65	11.17	13.63	13.63	14.50	16.34	18.42	20.88	20.88
EER	Cooling	W/W	4.31	3.85	3.74	3.65	3.46	3.02	3.85	3.86	3.73	3.60	3.27
COP	Heating	W/W	4.84	4.35	4.34	4.03	3.67	3.67	4.34	4.28	4.15	3.90	3.90
Air flow late	High	m^3/h	11,100	11,100	13,000	13,000	13,700	13,700	11,100×2	13,000+11,100	13,000+11,100	13,000+11,100	13,700+11,100
Sound pressure level*2/ Power level	Cooling	dB(A)	56 / 77	58 / 79	57 / 78	60 / 81	62 / 83	63 / 84	61 / 82	61 / 82	62 / 83	63 / 84	64 / 85
	Heating		58 / 80	59 / 81	60 / 83	62 / 84	64 / 86	64 / 86	62 / 84	63 / 85	64 / 86	65 / 87	65 / 87
Maximum external static pressure		Pa	82	82	82	82	82	82	82	82	82	82	82
Compressor motor output		kW	7.5	7.5	11.0	11.0	11.0	11.0	7.5×2	11.0+7.5	11.0+7.5	11.0+7.5	11.0+7.5
Heat exchanger fin			Blue fin	Blue fin	Blue fin	Blue fin	Blue fin	Blue fin	Blue fin	Blue fin	Blue fin	Blue fin	Blue fin
Net Dimensions	Height	mm	1,690	1,690	1,690	1,690	1,690	1,690	1,690	1,690	1,690	1,690	1,690
	Width		930	930	1,240	1,240	1,240	1,240	930×2	1,240+930	1,240+930	1,240+930	1,240+930
	Depth		765	765	765	765	765	765	765	765	765	765	765
Weight		kg	252	252	275	275	275	275	252×2	275+252	275+252	275+252	275+252
Refrigerant	Type (Global Warming Potential)		R410A (2,088)	R410A (2,088)	R410A (2,088)	R410A (2,088)	R410A (2,088)	R410A (2,088)	R410A (2,088)	R410A (2,088)	R410A (2,088)	R410A (2,088)	R410A (2,088)
	Charge	kg(CO2eq-T)	11.7 (24.4)	11.7 (24.4)	11.8 (24.6)	11.8 (24.6)	11.8 (24.6)	11.8 (24.6)	11.7×2 (24.4×2)	11.8+11.7 (24.6+24.4)	11.8+11.7 (24.6+24.4)	11.8+11.7 (24.6+24.4)	11.8+11.7 (24.6+24.4)
Connection pipe diameter	Liquid	mm	12.70	12.70	12.70	12.70	12.70	15.88	15.88	15.88	15.88	15.88	15.88
	Gas		22.22	22.22	28.58	28.58	28.58	28.58	28.58	34.92	34.92	34.92	34.92
Operation range	Cooling	°CDB	-15 to 46	-15 to 46	-15 to 46	-15 to 46	-15 to 46	-15 to 46	-5 to 46	-5 to 46	-5 to 46	-5 to 46	-5 to 46
	Heating		-20 to 21	-20 to 21	-20 to 21	-20 to 21	-20 to 21	-20 to 21	-20 to 21	-20 to 21	-20 to 21	-20 to 21	-20 to 21

Energy Efficiency Combination

Rating Capacity range		HP	16	18	20	24	26	28	30
									
Set Model name			AJY144LALBHH	AJY162LALBHH	AJY180LALBHH	AJY216LALBHH	AJY234LALBHH	AJY252LALBHH	AJY270LALBHH
Unit 1 Unit 2 Unit 3			AJY072LALBH AJY072LALBH	AJY090LALBH AJY072LALBH	AJY108LALBH AJY072LALBH	AJY072LALBH AJY072LALBH AJY072LALBH	AJY090LALBH AJY072LALBH AJY072LALBH	AJY108LALBH AJY072LALBH AJY072LALBH	AJY126LALBH AJY072LALBH AJY072LALBH
Maximum Connectable Indoor Unit*1			34	39	43	52	56	60	64
Indoor unit connectable capacity		kW	22.4-67.2	25.2-75.6	28.0-83.8	33.6-100.8	36.4-109.2	39.2-117.4	42.4-127.2
Power source			3-phase 4 wire, 400 V, 50Hz						
Capacity	Cooling	kW	44.8	50.4	55.9	67.2	72.8	78.3	84.8
	Heating		50.0	56.5	62.5	75.0	81.5	87.5	95.0
Input power	Cooling	kW	10.40	12.48	14.16	15.60	17.68	19.36	21.36
	Heating		10.34	12.42	13.82	15.51	17.59	18.99	21.51
EER	Cooling	W/W	4.31	4.04	3.95	4.31	4.12	4.04	3.97
COP	Heating	W/W	4.84	4.55	4.52	4.84	4.63	4.61	4.42
Air flow late	High	m^3/h	11,100×2	11,100×2	13,000+11,100	11,100×3	11,000×3	13,000+11,100×2	13,000+11,100×2
Sound pressure level*2/ Power level	Cooling	dB(A)	59 / 80	60 / 81	60 / 81	61 / 82	62 / 83	61 / 82	63 / 84
	Heating		61 / 83	62 / 84	62 / 85	63 / 85	63 / 85	64 / 86	65 / 87
Maximum external static pressure		Pa	82	82	82	82	82	82	82
Compressor motor output		kW	7.5×2	7.5×2	11.0+7.5	7.5×3	7.5×3	11.0+7.5×2	11.0+7.5×2
Heat exchanger fin			Blue fin	Blue fin	Blue fin	Blue fin	Blue fin	Blue fin	Blue fin
Net Dimensions	Height	mm	1,690	1,690	1,690	1,690	1,690	1,690	1,690
	Width		930×2	930×2	1,240+930	930×3	930×3	1,240+930×2	1,240+930×2
	Depth		765	765	765	765	765	765	765
Weight		kg	252×2	252×2	275+252	252×3	252×3	275+252×2	275+252×2
Refrigerant	Type (Global Warming Potential)		R410A (2,088)	R410A (2,088)	R410A (2,088)	R410A (2,088)	R410A (2,088)	R410A (2,088)	R410A (2,088)
	Charge	kg(CO2eq-T)	11.7×2 (24.4×2)	11.7×2 (24.4×2)	11.8+11.7 (24.6+24.4)	11.7×3 (24.4×3)	11.7×3 (24.4×3)	11.8+11.7×2 (24.6+24.4×2)	11.8+11.7×2 (24.6+24.4×2)
Connection pipe diameter	Liquid	mm	12.70	15.88	15.88	15.88	15.88	15.88	19.05
	Gas		28.58	28.58	28.58	34.92	34.92	34.92	34.92
Operation range	Cooling	°CDB	-5 to 46	-5 to 46	-5 to 46	-5 to 46	-5 to 46	-5 to 46	-5 to 46
	Heating		-20 to 21	-20 to 21	-20 to 21	-20 to 21	-20 to 21	-20 to 21	-20 to 21

Note : Specifications are based on the following conditions.
Cooling : Indoor temperature of 27°CDB / 19°CWB, and outdoor temperature of 35°CDB / 24°CWB.
Heating : Indoor temperature of 20°CDB / (15°CWB), and outdoor temperature of 7°CDB / 6°CWB.
Pipe length : 7.5 m; Height difference between outdoor unit and indoor unit : 0 m.
When cooling operation will be conducted at outdoor air temperature below -5°C,
the outdoor unit must be installed in a position that is higher than or equal to those of indoor units.

30	32	34	36	38	40	42	44	46	48	50	52	54
												
AJY270LALBH	AJY288LALBH	AJY306LALBH	AJY324LALBH	AJY342LALBH	AJY360LALBH	AJY378LALBH	AJY396LALBH	AJY414LALBH	AJY432LALBH	AJY450LALBH	AJY468LALBH	AJY486LALBH
AJY144LALBH AJY126LALBH	AJY144LALBH AJY144LALBH	AJY162LALBH AJY144LALBH	AJY162LALBH AJY162LALBH	AJY162LALBH AJY090LALBH AJY090LALBH	AJY144LALBH AJY144LALBH AJY090LALBH	AJY144LALBH AJY144LALBH AJY090LALBH	AJY162LALBH AJY144LALBH AJY090LALBH	AJY162LALBH AJY162LALBH AJY090LALBH	AJY144LALBH AJY144LALBH AJY144LALBH	AJY162LALBH AJY144LALBH AJY144LALBH	AJY162LALBH AJY162LALBH AJY144LALBH	AJY162LALBH AJY162LALBH AJY162LALBH
64	64	64	64	64	64	64	64	64	64	64	64	64
42.5-127.5	45.0-135.0	47.5-135.0	50.0-135.0	53.0-151.5	56.5-169.5	59.0-177.0	61.5-177.0	64.0-177.0	67.5-202.5	70.0-202.5	72.5-202.5	75.0-202.5
3-phase 4 wire, 400 V, 50Hz												
85.0	90.0	95.0	100.0	106.0	113.0	118.0	123.0	128.0	135.0	140.0	145.0	150.0
95.0	100.0	100.0	100.0	113.0	126.5	131.5	131.5	131.5	150.0	150.0	150.0	150.0
23.97	26.02	29.57	33.12	31.12	31.25	33.30	36.85	40.40	39.03	42.58	46.13	49.68
24.80	27.26	27.26	27.26	28.13	32.05	34.51	34.51	34.51	40.89	40.89	40.89	40.89
3.55	3.46	3.21	3.02	3.41	3.62	3.54	3.34	3.17	3.46	3.29	3.14	3.02
3.83	3.67	3.67	3.67	4.02	3.95	3.81	3.81	3.81	3.67	3.67	3.67	3.67
13,700+13,000	13,700×2	13,700×2	13,700×2	13,700+11,100×2	13,700+13,000+11,100	13,700×2+11,100	13,700×2+11,100	13,700×2+11,100	13,700×3	13,700×3	13,700×3	13,700×3
64 / 85	65 / 88	66 / 87	66 / 87	65 / 86	65 / 86	66 / 87	66 / 87	67 / 87	67 / 88	67 / 88	67 / 88	68 / 89
66 / 88	67 / 89	67 / 89	67 / 89	66 / 88	67 / 89	68 / 90	68 / 90	68 / 90	69 / 91	69 / 91	69 / 91	69 / 91
82	82	82	82	82	82	82	82	82	82	82	82	82
11.0×2	11.0×2	11.0×2	11.0×2	11.0+7.5×2	11.0×2+7.5	11.0×2+7.5	11.0×2+7.5	11.0×2+7.5	11.0×3	11.0×3	11.0×3	11.0×3
Blue fin	Blue fin	Blue fin	Blue fin	Blue fin	Blue fin	Blue fin	Blue fin	Blue fin	Blue fin	Blue fin	Blue fin	Blue fin
1,690	1,690	1,690	1,690	1,690	1,690	1,690	1,690	1,690	1,690	1,690	1,690	1,690
1,240×2	1,240×2	1,240×2	1,240×2	1,240+930×2	1,240×2+930	1,240×2+930	1,240×2+930	1,240×2+930	1,240×3	1,240×3	1,240×3	1,240×3
765	765	765	765	765	765	765	765	765	765	765	765	765
275×2	275×2	275×2	275×2	275+252×2	275×2+252	275×2+252	275×2+252	275×2+252	275×3	275×3	275×3	275×3
R410A (2,088)	R410A (2,088)	R410A (2,088)	R410A (2,088)	R410A (2,088)	R410A (2,088)	R410A (2,088)	R410A (2,088)	R410A (2,088)	R410A (2,088)	R410A (2,088)	R410A (2,088)	R410A (2,088)
11.8×2 (24.6×2)	11.8×2 (24.6×2)	11.8×2 (24.6×2)	11.8×2 (24.6×2)	11.8+11.7×2 (24.6+24.4×2)	11.8×2+11.7 (24.6×2+24.4)	11.8×2+11.7 (24.6×2+24.4)	11.8×2+11.7 (24.6×2+24.4)	11.8×2+11.7 (24.6×2+24.4)	11.8×3 (24.6×3)	11.8×3 (24.6×3)	11.8×3 (24.6×3)	11.8×3 (24.6×3)
19.05	19.05	19.05	19.05	19.05	19.05	19.05	19.05	19.05	19.05	19.05	19.05	19.05
34.92	34.92	34.92	41.27	41.27	41.27	41.27	41.27	41.27	41.27	41.27	41.27	41.27
-5 to 46	-5 to 46	-5 to 46	-5 to 46	-5 to 46	-5 to 46	-5 to 46	-5 to 46	-5 to 46	-5 to 46	-5 to 46	-5 to 46	-5 to 46
-20 to 21	-20 to 21	-20 to 21	-20 to 21	-20 to 21	-20 to 21	-20 to 21	-20 to 21	-20 to 21	-20 to 21	-20 to 21	-20 to 21	-20 to 21

32	34	36	38	40	42	44	46
							
AJY288LALBHH	AJY306LALBHH	AJY324LALBHH	AJY342LALBHH	AJY360LALBHH	AJY378LALBHH	AJY396LALBHH	AJY414LALBHH
AJY108LALBH AJY108LALBH AJY072LALBH	AJY126LALBH AJY108LALBH AJY072LALBH	AJY108LALBH AJY108LALBH AJY108LALBH	AJY126LALBH AJY108LALBH AJY108LALBH	AJY126LALBH AJY126LALBH AJY108LALBH	AJY126LALBH AJY126LALBH AJY126LALBH	AJY144LALBH AJY126LALBH AJY126LALBH	AJY144LALBH AJY144LALBH AJY126LALBH
64	64			64	64	64	64
44.7-134.1	48.0-143.8	50.3-150.7	53.5-160.5	56.8-170.2	60.0-180.0	62.5-187.5	65.0-195.0
3-phase 4 wire, 400 V, 50Hz							
89.4	95.9	100.5	107.0	113.5	120.0	125.0	130.0
100.0	107.5	112.5	120.0	127.5	135.0	140.0	145.0
23.12	25.12	26.88	28.88	30.88	32.88	34.93	36.98
22.47	24.99	25.95	28.47	30.99	33.51	35.97	38.43
3.87	3.82	3.74	3.70	3.68	3.65	3.58	3.52
4.45	4.30	4.34	4.21	4.11	4.03	3.89	3.77
13,000×2+11,100	13,000×2+11,100	13,000×3	13,000×3	13,000×3	13,000×3	13,700+13,000×2	13,700×2+13,000
61 / 82	63 / 84	63 / 83	64 / 84	64 / 85	65 / 88	66 / 87	66 / 87
64 / 87	65 / 88	65 / 88	65 / 88	66 / 88	67 / 89	68 / 90	68 / 90
82	82	82	82	82	82	82	82
11.0×2+7.5	11.0×2+7.5	11.0×3	11.0×3	11.0×3	11.0×3	11.0×3	11.0×3
Blue fin	Blue fin	Blue fin	Blue fin	Blue fin	Blue fin	Blue fin	Blue fin
1,690	1,690	1,690	1,690	1,690	1,690	1,690	1,690
1,240×2+930	1,240×2+930	1,240×3	1,240×3	1,240×3	1,240×3	1,240×3	1,240×3
765	765	765	765	765	765	765	765
275×2+252	275×2+252	275×3	275×3	275×3	275×3	275×3	275×3
R410A (2,088)	R410A (2,088)	R410A (2,088)	R410A (2,088)	R410A (2,088)	R410A (2,088)	R410A (2,088)	R410A (2,088)
11.8×2+11.7 (24.6×2+24.4)	11.8×2+11.7 (24.6×2+24.4)	11.8×3 (24.6×3)	11.8×3 (24.6×3)	11.8×3 (24.6×3)	11.8×3 (24.6×3)	11.8×3 (24.6×3)	11.8×3 (24.6×3)
19.05	19.05	19.05	19.05	19.05	19.05	19.05	19.05
34.92	34.92	41.27	41.27	41.27	41.27	41.27	41.27
-5 to 46	-5 to 46	-5 to 46	-5 to 46	-5 to 46	-5 to 46	-5 to 46	-5 to 46
-20 to 21	-20 to 21	-20 to 21	-20 to 21	-20 to 21	-20 to 21	-20 to 21	-20 to 21

*1 Minimum connectable indoor unit number is 2.
However ARXC72 and ARXC90 can be used signal connection.

*2 The noise value is the value when measured in an anechoic room.
When measured in the actual installed state, surrounding noise and reflections are received and the measured value is usually larger than the indicated value.

Heat Pump Modular Type



AIRSTAGE™ V-III

TROPICAL SPEC

Fujitsu General tropical VRF is designed for tropical weather.
Extensive lineup from 8HP to 54HP* in 2HP increment
Connectable indoor unit capacity ratio up to 130%

System Outline

High ambient operation design

Possible to operate cooling up to 52°C outdoor temperature

Powerful cooling capacity design

Keeping high cooling power at even high ambient temperature

Anti-corrosion treatment design

All metallic and PCB components are protected against corrosion

EUROVENT CERTIFIED PERFORMANCE
www.eurovent-certification.com

www.eurovent-certification.com
www.certiflash.com

TROPICAL SPEC



Efficiency in actual operation

Top class high COP is achieved for all combinations by our unique heat exchanger structure, high efficient DC twin compressor, and our own technologies.

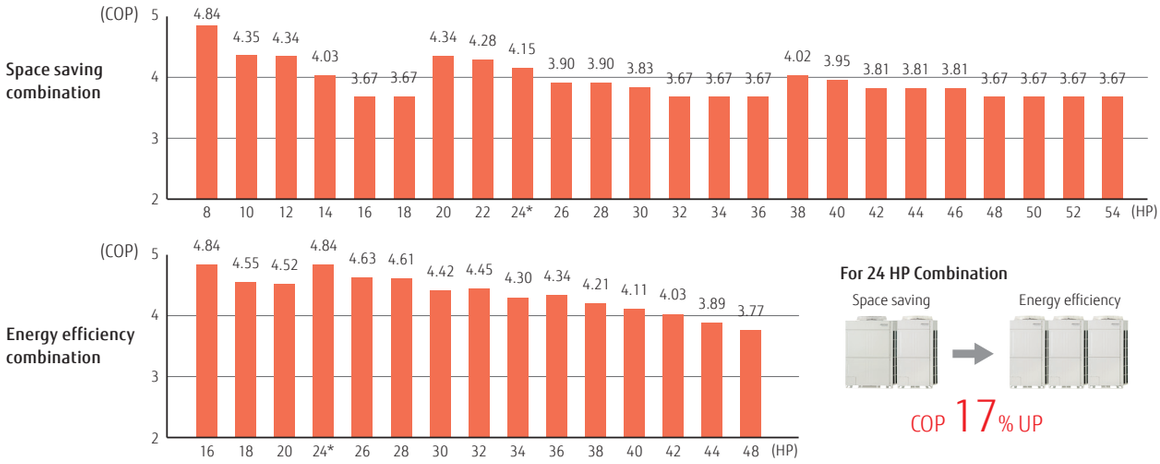

Energy saving technology that boosted operation efficiency





Powerful large propeller fan

By using CFD*1 technology, a newly designed fan achieves high performance and low noise operation.

*1. CFD = Computational Fluid Dynamics



Sine-wave DC inverter control

High efficiency is realized by adoption of reduced switching loss IPM.



Subcool heat exchanger

High Heat Exchange efficiency is achieved by using an internal projection shape double pipe construction.



High efficient and large capacity DC inverter compressor

Large capacity high efficient DC twin rotary compressor with excellent intermediate capability.



3 phase DC fan motor

Efficiency is substantially improved by high efficient motor with sophisticated driver control. In addition, low noise is realized by DC fan motor.



4-face heat exchanger

Heat exchange efficiency is significantly improved by the introduction of a new 4-face heat exchanger that increases effective surface area.



Front intake port
(corner cut air inhaling structure)

In multiple outdoor unit installations, the unique front intake design improves airflow into the Heat Exchanger.

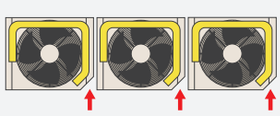

Outdoor units lineup

• Combinations other than the followings are not recommended.

Space saving combination

22.4 kW (8HP)  AJY072LNLBH UNIT : AJY072LNLBH	28.0 kW (10HP)  AJY090LNLBH UNIT : AJY090LNLBH	33.5 kW (12HP)  AJY108LNLBH UNIT : AJY108LNLBH	40.0 kW (14HP)  AJY126LNLBH UNIT : AJY126LNLBH	45.0 kW (16HP)  AJY144LNLBH UNIT : AJY144LNLBH
50.0 kW (18HP)*  AJY162LNLBH UNIT : AJY162LNLBH	56.0 kW (20HP)  AJY180LNLBH UNIT : AJY090/090LNLBH	62.4 kW (22HP)  AJY198LNLBH UNIT : AJY126/072LNLBH	68.0 kW (24HP)  AJY216LNLBH UNIT : AJY126/090LNLBH	73.0 kW (26HP)  AJY234LNLBH UNIT : AJY144/090LNLBH
78.0 kW (28HP)*  AJY252LNLBH UNIT : AJY162/090LNLBH	80.0 kW (28HP)  AJY252LNLBHA UNIT : AJY126/126LNLBH	85.0 kW (30HP)  AJY270LNLBH UNIT : AJY144/126LNLBH	90.0 kW (32HP)  AJY288LNLBH UNIT : AJY144/144LNLBH	95.0 kW (34HP)*  AJY306LNLBH UNIT : AJY162/144LNLBH
96.0 kW (34HP)*  AJY306LNLBHA UNIT : AJY126/090/090LNLBH	100.0 kW (36HP)*  AJY324LNLBH UNIT : AJY162/162LNLBH	101.0 kW (36HP)  AJY324LNLBHA UNIT : AJY144/090/090LNLBH	106.0 kW (38HP)*  AJY342LNLBH UNIT : AJY162/090/090LNLBH	108.0 kW (38HP)  AJY342LNLBHA UNIT : AJY126/126/090LNLBH
113.0 kW (40HP)  AJY360LNLBH UNIT : AJY144/126/090LNLBH	118.0 kW (42HP)  AJY378LNLBH UNIT : AJY144/144/090LNLBH	123.0 kW (44HP)*  AJY396LNLBH UNIT : AJY162/144/090LNLBH	128.0 kW (46HP)*  AJY414LNLBH UNIT : AJY162/162/090LNLBH	135.0 kW (48HP)  AJY432LNLBH UNIT : AJY144/144/144LNLBH
140.0 kW (50HP)*  AJY450LNLBH UNIT : AJY162/144/144LNLBH	145.0 kW (52HP)*  AJY468LNLBH UNIT : AJY162/162/144LNLBH	150.0 kW (54HP)*  AJY486LNLBH UNIT : AJY162/162/162LNLBH		

*: Not available to sale in some regions

Energy efficiency combination

44.8 kW (16HP)  AJY144LNLBHH UNIT : AJY072/072LNLBH	50.4kW (18HP)  AJY162LNLBHH UNIT : AJY090/072LALBH	55.9 kW (20HP)  AJY180LNLBHH UNIT : AJY108/072LNLBH	67.2 kW (24HP)  AJY216LNLBHH UNIT : AJY072/072/072LNLBH	72.8 kW (26HP)  AJY234LNLBHH UNIT : AJY090/072/072LNLBH
78.3 kW (28HP)  AJY252LNLBHH UNIT : AJY108/072/072LNLBH	84.8 kW (30HP)  AJY270LNLBHH UNIT : AJY126/072/072LNLBH	89.4 kW (32HP)  AJY288LNLBHH UNIT : AJY108/108/072LNLBH	95.9 kW (34HP)  AJY306LNLNHH UNIT : AJY126/108/072LNLBH	100.5 kW (36HP)  AJY324LNLBHH UNIT : AJY108/108/108LNLBH
107.0 kW (38HP)  AJY342LNLBHH UNIT : AJY126/108/108LNLBH	113.5 kW (40HP)  AJY360LNLBHH UNIT : AJY126/126/108LNLBH	120.0 kW (42HP) AJY378LNLBHH UNIT : AJY126/126/126LNLBH	125.0 kW (44HP) AJY396LNLBHH UNIT : AJY144/126/126LNLBH	130.0 kW (46HP) AJY414LNLBHH UNIT : AJY144/144/126LNLBH

8,10HP : AJY072LNLBH / AJY090LNLBH
12,14,16,18HP : AJY108LNLBH / AJY126LNLBH / AJY144LNLBH / AJY162LNLBH



8, 10 HP



12, 14, 16, 18 HP

Dimensions

(Unit : mm)

8, 10 HP

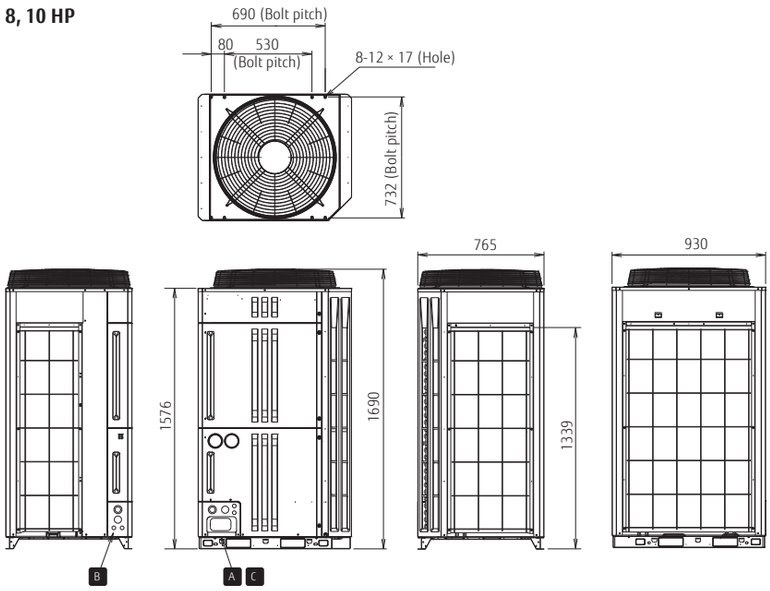

12, 14, 16, 18 HP

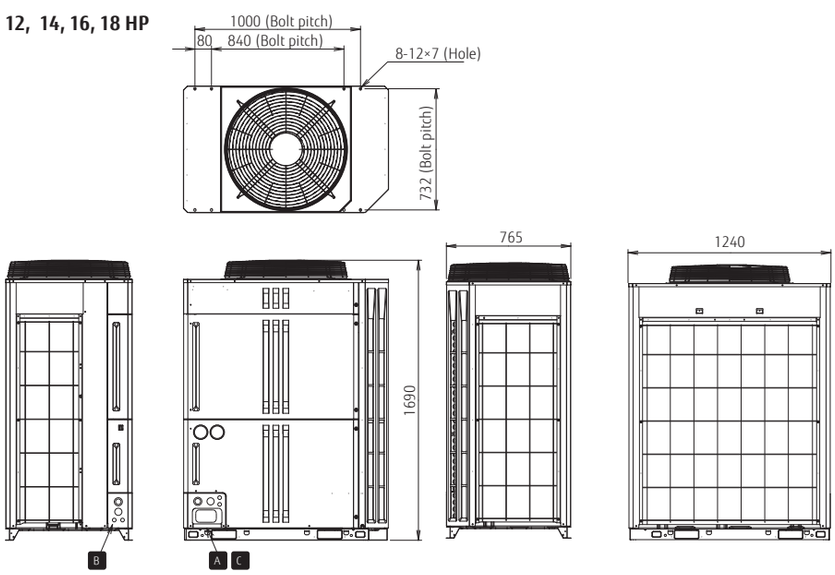

A

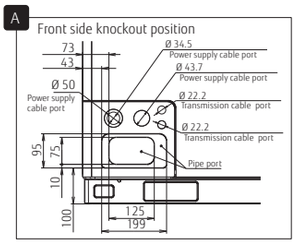

B

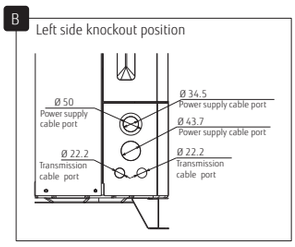

C

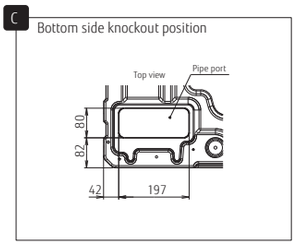

Heat Pump Modular Type



AIRSTAGE™ V-II

Smart and cutting edge design
Extensive lineup from 8HP to 48HP in 2HP increment
Connectable indoor unit capacity ratio up to 150%

System Outline

Excellent energy savings

Heat pump type inverter control is used to achieve economic cooling and heating operation for individual air conditioning to entire air conditioning.

High design flexibility for various building air conditioning

The high static pressure design flexibly meets the needs of high rise buildings including easy installation on each floor.

Easy installation and maintenance

The flexible communication method and piping connections make installation and maintenance easy even for large systems.



Efficiency in actual operation

Top class high COP is achieved for all combinations by our unique heat exchanger structure, high efficient DC twin compressor, and our own technologies.

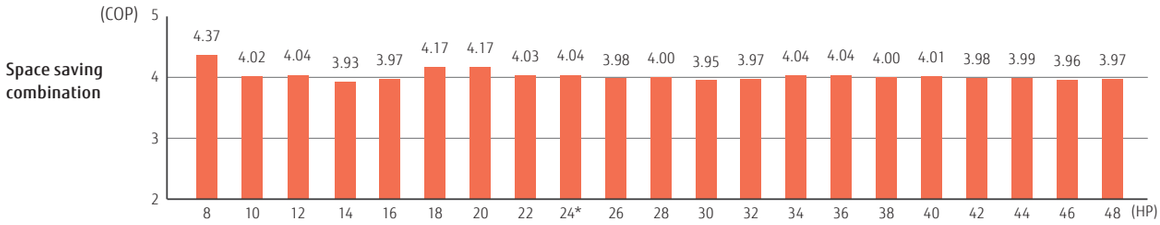

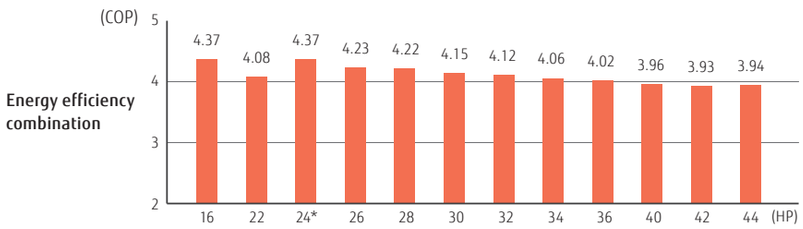

For 24 HP Combination



COP 8% UP

Energy saving technology that boosted operation efficiency



Powerful large propeller fan

By using CFD*1 technology, a newly designed fan achieves high performance and low noise operation.

*1. CFD = Computational Fluid Dynamics



DC fan motor

Power consumption has been reduced by 25% compared to previous models by using a compact and high performance DC fan motor.



Subcool heat exchanger

High Heat Exchange efficiency is achieved by using an internal projection shape double pipe construction.



Sine-wave DC inverter control

High efficiency operation is realized by using a sine wave DC inverter control.



DC twin rotary compressor

Significantly greater efficiency is realized by use of a large capacity DC twin rotary compressor with substantially increased refrigerant intake and compression efficiency.



4-face heat exchanger

Heat exchange efficiency is significantly improved by the introduction of a new 4-face heat exchanger that increases effective surface area.



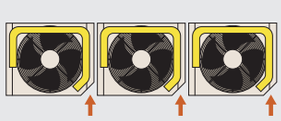



Front intake port (corner cut air inhaling structure)

In multiple outdoor unit installations, the unique front intake design improves airflow into the Heat Exchanger.

COMMERCIAL

Outdoor units lineup

• Combinations other than the followings are not recommended.

Space saving combination

22.4 kW (8HP)  AJYA72LALH UNIT : AJYA72LALH	28.0 kW (10HP)  AJYA90LALH UNIT : AJYA90LALH	33.5 kW (12HP)  AJY108LALH UNIT : AJY108LALH	40.0 kW (14HP)  AJY126LALH UNIT : AJY126LALH	45.0 kW (16HP)  AJY144LALH UNIT : AJY144LALH
50.4 kW (18HP)  AJY162LALH UNIT : AJYA90/A72LALH	56.9 kW (20HP)  AJY180LALH UNIT : AJY108/A72LALH	61.5 kW (22HP)  AJY198LALH UNIT : AJY108/A90LALH	67.0 kW (24HP)  AJY216LALH UNIT : AJY108/108LALH	73.5 kW (26HP)  AJY234LALH UNIT : AJY126/108LALH
78.5 kW (28HP)  AJY252LALH UNIT : AJY144/108LALH	85.0 kW (30HP)  AJY270LALH UNIT : AJY144/126LALH	90.0 kW (32HP)  AJY288LALH UNIT : AJY144/144LALH	95.0 kW (34HP)  AJY306LALH UNIT : AJY108/108/A90LALH	100.5 kW (36HP)  AJY324LALH UNIT : AJY108/108/108LALH
107.0 kW (38HP)  AJY342LALH UNIT : AJY126/108/108LALH	112.0 kW (40HP)  AJY360LALH UNIT : AJY144/108/108LALH	118.5 kW (42HP)  AJY378LALH UNIT : AJY144/126/108LALH	123.5 kW (44HP)  AJY396LALH UNIT : AJY144/144/108LALH	130.0 kW (46HP)  AJY414LALH UNIT : AJY144/144/126LALH
135.0 kW (48HP)  AJY432LALH UNIT : AJY144/144/144LALH				

Energy efficiency combination

44.8 kW (16HP)  AJY144LALHH UNIT : AJYA72/A72LALH	62.4 kW (22HP)  AJY198LALHH UNIT : AJY126/A72LALH	67.2 kW (24HP)  AJY216LALHH UNIT : AJYA72/A72/A72LALH	72.8 kW (26HP)  AJY234LALHH UNIT : AJYA90/A72/A72LALH	78.4 kW (28HP)  AJY252LALHH UNIT : AJY108/A72/A72LALH
84.8 kW (30HP)  AJY270LALHH UNIT : AJY126/A72/A72LALH	89.8 kW (32HP)  AJY288LALHH UNIT : AJY108/108/A72LALH	95.9 kW (34HP)  AJY306LALHH UNIT : AJY126/108/A72LALH	102.4 kW (36HP)  AJY324LALHH UNIT : AJY126/126/A72LALH	113.5 kW (40HP)  AJY360LALHH UNIT : AJY126/126/108LALH
120.0 kW (42HP)  AJY378LALHH UNIT : AJY126/126/126LALH	125.0 kW (44HP)  AJY396LALHH UNIT : AJY144/126/126LALH			

8,10,12HP : AJYA72LALH / AJYA90LALH / AJY108LALH
14,16HP : AJY126LALH / AJY144LALH



8, 10, 12 HP



14, 16 HP

Dimensions

(Unit : mm)

8, 10, 12 HP

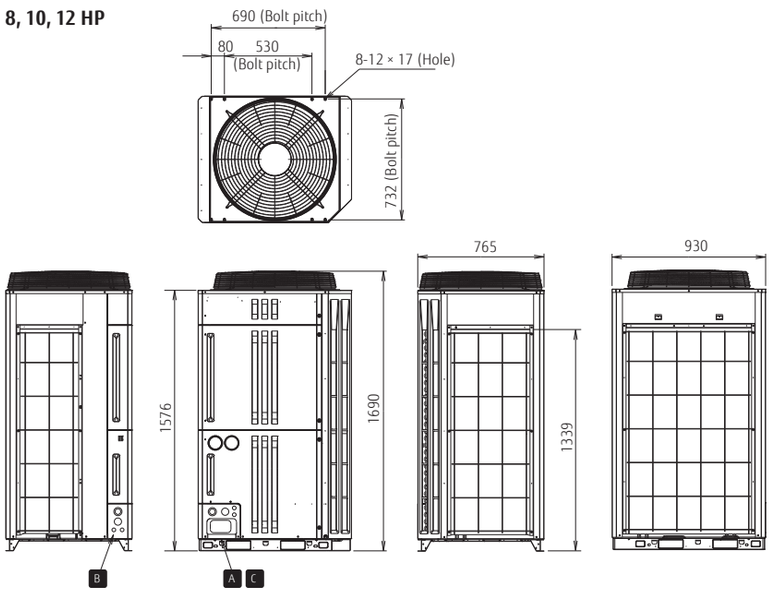

14, 16 HP

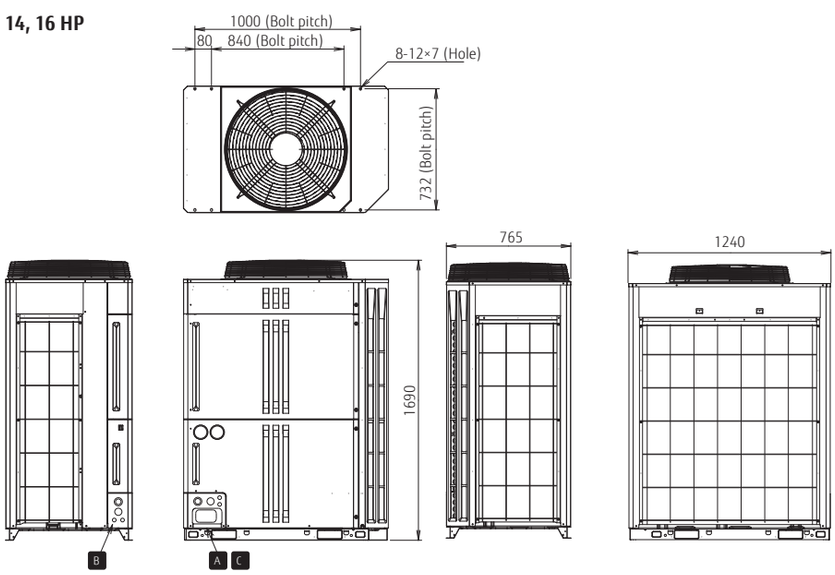

A

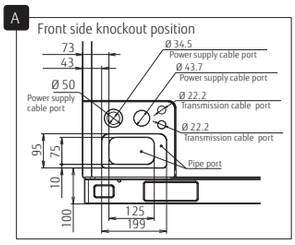

B

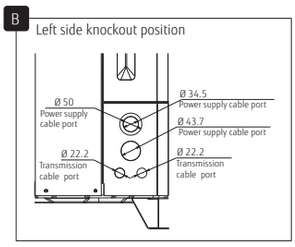

C

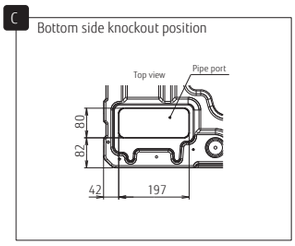

COMMERCIAL LARGE VRF

Outdoor units specifications

Space Saving Combination

Rating Capacity range		HP	8	10	12	14	16	18	20	22	24
											
Set Model name			**AJYA72LALH**	**AJYA90LALH**	**AJY108LALH**	**AJY126LALH**	**AJY144LALH**	**AJY162LALH**	**AJY180LALH**	**AJY198LALH**	**AJY216LALH**
Unit 1 Unit 2 Unit 3			AJYA72LALH	AJYA90LALH	AJY108LALH	AJY126LALH	AJY144LALH	AJYA90LALH AJYA72LALH	AJY108LALH AJYA72LALH	AJY108LALH AJYA90LALH	AJY108LALH AJY108LALH
Maximum Connectable Indoor Unit*1			15	16	17	21	24	32	32	32	35
Indoor unit connectable capacity		kW	11.2-33.6	14.0-42.0	16.8-50.2	20.0-60.0	22.5-67.5	25.2-75.6	28.0-83.8	30.8-92.2	33.5-100.5
Power source			3-phase 4 wire, 400 V, 50Hz								
Capacity	Cooling	kW	22.4	28.0	33.5	40.0	45.0	50.4	55.9	61.5	67.0
	Heating		25.0	31.5	37.5	45.0	50.0	56.5	62.5	69.0	75.0
Input power	Cooling	kW	5.51	7.73	9.62	11.53	14.17	13.24	15.13	17.35	19.24
	Heating		5.72	7.83	9.28	11.45	12.60	13.55	15.00	17.11	18.56
EER	Cooling	W/W	4.07	3.62	3.48	3.47	3.18	3.81	3.69	3.54	3.48
COP	Heating	W/W	4.37	4.02	4.04	3.93	3.97	4.17	4.17	4.03	4.04
Air flow late	High	m^3/h	11,100	11,100	11,100	13,000	13,000	11,100 × 2	11,100 × 2	11,100 × 2	11,100 × 2
Sound pressure level*2	Cooling	dB(A)	56	58	58	60	61	60	60	61	61
	Heating		58	59	60	61	61	62	62	63	63
Maximum external static pressure		Pa	80	80	80	80	80	80	80	80	80
Compressor motor output		kW	3.9	3.9	3.9 + 4.5	3.9 + 4.5	3.9 + 4.5	3.9 × 2	3.9 × 2 + 4.5	3.9 × 2 + 4.5	3.9 × 2 + 4.5 × 2
Heat exchanger fin			Blue fin	Blue fin	Blue fin	Blue fin	Blue fin	Blue fin	Blue fin	Blue fin	Blue fin
Net Dimensions	Height	mm	1,690	1,690	1,690	1,690	1,690	1,690	1,690	1,690	1,690
	Width		930	930	930	1,240	1,240	930 × 2	930 × 2	930 × 2	930 × 2
	Depth		765	765	765	765	765	765	765	765	765
Weight		kg	220	220	275	303	303	220 + 220	275 + 220	275 + 220	275 + 275
Refrigerant	Type (Global Warming Potential)		R410A (2,088)	R410A (2,088)	R410A (2,088)	R410A (2,088)	R410A (2,088)	R410A (2,088)	R410A (2,088)	R410A (2,088)	R410A (2,088)
	Charge	kg(CO2eq-T)	11.2 (23.4)	11.2 (23.4)	11.8 (24.6)	11.8 (24.6)	11.8 (24.6)	11.2×2 (23.4×2)	11.8+11.2 (24.6+23.4)	11.8+11.2 (24.6+23.4)	11.8×2 (24.6×2)
Connection pipe diameter	Liquid	mm	12.70	12.70	12.70	12.70	12.70	15.88	15.88	15.88	15.88
	Gas		22.22	22.22	28.58	28.58	28.58	28.58	28.58	34.92	34.92
Operation range	Cooling	˚CDB	-15 to 46	-15 to 46	-15 to 46	-15 to 46	-15 to 46	-5 to 46	-5 to 46	-5 to 46	-5 to 46
	Heating		-20 to 21	-20 to 21	-20 to 21	-20 to 21	-20 to 21	-20 to 21	-20 to 21	-20 to 21	-20 to 21

Energy Efficiency Combination

Rating Capacity range		HP	16	22	24	26	28	30
								
Set Model name			**AJY144LALHH**	**AJY198LALHH**	**AJY216LALHH**	**AJY234LALHH**	**AJY252LALHH**	**AJY270LALHH**
Unit 1 Unit 2 Unit 3			AJYA72LALH AJYA72LALH	AJY126LALH AJYA72LALH	AJYA72LALH AJYA72LALH AJYA72LALH	AJYA90LALH AJYA72LALH AJYA72LALH	AJY108LALH AJYA72LALH AJYA72LALH	AJY126LALH AJYA72LALH AJYA72LALH
Maximum Connectable Indoor Unit*1			30	33	36	39	42	45
Indoor unit connectable capacity		kW	22.4-67.2	31.2-93.6	33.6-100.8	36.4-109.2	39.2-117.4	42.4-127.2
Power source			3-phase 4 wire, 400 V, 50Hz					
Capacity	Cooling	kW	44.8	62.4	67.2	72.8	78.3	84.8
	Heating		50.0	70.0	75.0	81.5	87.5	95.0
Input power	Cooling	kW	11.02	17.04	16.53	18.75	20.64	22.55
	Heating		11.44	17.17	17.16	19.27	20.72	22.89
EER	Cooling	W/W	4.07	3.66	4.07	3.88	3.79	3.76
COP	Heating	W/W	4.37	4.08	4.37	4.23	4.22	4.15
Air flow late	High	m^3/h	11,100 × 2	13,000 + 11,100	11,100 × 3	11,100 × 3	11,100 × 3	13,000 + 11,000 × 2
Sound pressure level*2	Cooling	dB(A)	59	61	61	62	62	63
	Heating		59	62	61	62	63	63
Maximum external static pressure		Pa	80	80	80	80	80	80
Compressor motor output		kW	3.9 × 2	3.9 × 2 + 4.5	3.9 × 3	3.9 × 3	3.9 × 3 + 4.5	3.9 × 3 + 4.5
Heat exchanger fin			Blue fin	Blue fin	Blue fin	Blue fin	Blue fin	Blue fin
Net Dimensions	Height	mm	1,690	1,690	1,690	1,690	1,690	1,690
	Width		930 × 2	930 + 1,240	930 × 3	930 × 3	930 × 3	930 × 2 + 1,240
	Depth		765	765	765	765	765	765
Weight		kg	220 + 220	303 + 220	220 + 220 + 220	220 + 220 + 220	275 + 220 + 220	303 + 220 + 220
Refrigerant	Type (Global Warming Potential)		R410A (2,088)	R410A (2,088)	R410A (2,088)	R410A (2,088)	R410A (2,088)	R410A (2,088)
	Charge	kg(CO2eq-T)	11.2×2 (23.4×2)	11.8+11.2 (24.6+23.4)	11.2×3 (23.4×3)	11.2×3 (23.4×3)	11.8+11.2x2 (24.6+23.4x2)	11.8+11.2x2 (24.6+23.4x2)
Connection pipe diameter	Liquid	mm	12.70	15.88	15.88	15.88	15.88	19.05
	Gas		28.58	34.92	34.92	34.92	34.92	34.92
Operation range	Cooling	˚CDB	-5 to 46	-5 to 46	-5 to 46	-5 to 46	-5 to 46	-5 to 46
	Heating		-20 to 21	-20 to 21	-20 to 21	-20 to 21	-20 to 21	-20 to 21

Note : Specifications are based on the following conditions.
Cooling : Indoor temperature of 27°CDB / 19°CWB, and outdoor temperature of 35°CDB / 24°CWB.
Heating : Indoor temperature of 20°CDB / (15°CWB), and outdoor temperature of 7°CDB / 6°CWB.
Pipe length : 7.5 m; Height difference between outdoor unit and indoor unit : 0 m.
When cooling operation will be conducted at outdoor air temperature below -5°C,
the outdoor unit must be installed in a position that is higher than or equal to those of indoor units.

26	28	30	32	34	36	38	40	42	44	46	48
											
AJY234LALH	**AJY252LALH**	**AJY270LALH**	**AJY288LALH**	**AJY306LALH**	**AJY324LALH**	**AJY342LALH**	**AJY360LALH**	**AJY378LALH**	**AJY396LALH**	**AJY414LALH**	**AJY432LALH**
AJY126LALH AJY108LALH	AJY144LALH AJY108LALH	AJY144LALH AJY126LALH	AJY144LALH AJY144LALH	AJY108LALH AJY108LALH AJYA90LALH	AJY108LALH AJY108LALH AJY108LALH	AJY126LALH AJY108LALH AJY108LALH	AJY144LALH AJY108LALH AJY108LALH	AJY144LALH AJY126LALH AJY108LALH	AJY144LALH AJY144LALH AJY108LALH	AJY144LALH AJY144LALH AJY126LALH	AJY144LALH AJY144LALH AJY144LALH
39	42	45	48	48	48	48	48	48	48	48	48
36.8-110.2	39.3-117.7	42.5-127.5	45.0-135.0	47.5-142.5	50.3-150.7	53.5-160.5	56.0-168.0	59.3-177.7	61.8-185.2	65.0-195.0	67.5-202.5
3-phase 4 wire, 400 V, 50Hz											
73.5	78.5	85.0	90.0	95.0	100.5	107.0	112.0	118.5	123.5	130.0	135.0
82.5	87.5	95.0	100.0	106.5	112.5	120.0	125.0	132.5	137.5	145.0	150.0
21.15	23.79	25.70	28.34	26.97	28.86	30.77	33.41	35.32	37.96	39.87	42.51
20.73	21.88	24.05	25.20	26.39	27.84	30.01	31.16	33.33	34.48	36.65	37.80
3.48	3.30	3.31	3.18	3.52	3.48	3.48	3.35	3.36	3.25	3.26	3.18
3.98	4.00	3.95	3.97	4.04	4.04	4.00	4.01	3.98	3.99	3.96	3.97
13,000 + 11,100	13,000 + 11,100	13,000 × 2	13,000 × 2	11,100 × 3	11,100 × 3	13,000 + 11,100 × 2	13,000 + 11,100 × 2	13,000 × 2 + 11,100	13,000 × 2 + 11,100	13,000 × 3	13,000 × 3
62	63	64	64	63	63	64	64	65	65	65	66
64	64	64	64	64	65	65	65	65	65	66	66
80	80	80	80	80	80	80	80	80	80	80	80
3.9 × 2 + 4.5 × 2	3.9 × 2 + 4.5 × 2	3.9 × 2 + 4.5 × 2	3.9 × 2 + 4.5 × 2	3.9 × 3 + 4.5 × 2	3.9 × 3 + 4.5 × 3	3.9 × 3 + 4.5 × 3	3.9 × 3 + 4.5 × 3	3.9 × 3 + 4.5 × 3	3.9 × 3 + 4.5 × 3	3.9 × 3 + 4.5 × 3	3.9 × 3 + 4.5 × 3
Blue fin	Blue fin	Blue fin	Blue fin	Blue fin	Blue fin	Blue fin	Blue fin	Blue fin	Blue fin	Blue fin	Blue fin
1,690	1,690	1,690	1,690	1,690	1,690	1,690	1,690	1,690	1,690	1,690	1,690
930 + 1,240	930 + 1,240	1,240 × 2	1,240 × 2	930 × 3	930 × 3	930 × 2 + 1,240	930 × 2 + 1,240	930 + 1,240 × 2	930 + 1,240 × 2	1,240 × 3	1,240 × 3
765	765	765	765	765	765	765	765	765	765	765	765
303 + 275	303 + 275	303 + 303	296 + 296	275 + 275 + 220	275 + 275 + 275	303 + 275 + 275	303 + 275 + 275	303 + 303 + 275	303 + 303 + 275	303 + 303 + 303	303 + 303 + 303
R410A (2,088)	R410A (2,088)	R410A (2,088)	R410A (2,088)	R410A (2,088)	R410A (2,088)	R410A (2,088)	R410A (2,088)	R410A (2,088)	R410A (2,088)	R410A (2,088)	R410A (2,088)
11.8×2 (24.6×2)	11.8×2 (24.6×2)	11.8×2 (24.6×2)	11.8×2 (24.6×2)	11.8x2+11.2 (24.6x2+23.4)	11.8×3 (24.6×3)	11.8×3 (24.6×3)	11.8×3 (24.6×3)	11.8×3 (24.6×3)	11.8×3 (24.6×3)	11.8×3 (24.6×3)	11.8×3 (24.6×3)
15.88	15.88	19.05	19.05	19.05	19.05	19.05	19.05	19.05	19.05	19.05	19.05
34.92	34.92	34.92	34.92	34.92	41.27	41.27	41.27	41.27	41.27	41.27	41.27
-5 to 46	-5 to 46	-5 to 46	-5 to 46	-5 to 46	-5 to 46	-5 to 46	-5 to 46	-5 to 46	-5 to 46	-5 to 46	-5 to 46
-20 to 21	-20 to 21	-20 to 21	-20 to 21	-20 to 21	-20 to 21	-20 to 21	-20 to 21	-20 to 21	-20 to 21	-20 to 21	-20 to 21

32	34	36	40	42	44
					
AJY288LALHH	**AJY306LALHH**	**AJY324LALHH**	**AJY360LALHH**	**AJY378LALHH**	**AJY396LALHH**
AJY108LALH AJY108LALH AJYA72LALH	AJY126LALH AJY108LALH AJYA72LALH	AJY126LALH AJY126LALH AJYA72LALH	AJY126LALH AJY126LALH AJY108LALH	AJY126LALH AJY126LALH AJY126LALH	AJY144LALH AJY126LALH AJY126LALH
48	48	48	48	48	48
44.7-134.1	48.0-143.8	51.2-153.6	56.8-170.2	60.0-180.0	62.5-187.5
3-phase 4 wire, 400 V, 50Hz					
89.4	95.9	102.4	113.5	120.0	125.0
100.0	107.5	115.0	127.5	135.0	140.0
24.75	26.66	28.57	32.68	34.59	37.23
24.28	26.45	28.62	32.18	34.35	35.50
3.61	3.60	3.58	3.47	3.47	3.36
4.12	4.06	4.02	3.96	3.93	3.94
11,100 × 3	13,000 + 11,100 × 2	13,000 × 2 + 11,100	13,000 × 2 + 11,100	13,000 × 3	13,000 × 3
62	63	64	64	65	65
64	64	65	65	66	66
80	80	80	80	80	80
3.9 × 3 + 4.5 × 2	3.9 × 3 + 4.5 × 2	3.9 × 3 + 4.5 × 2	3.9 × 3 + 4.5 × 3	3.9 × 3 + 4.5 × 3	3.9 × 3 + 4.5 × 3
Blue fin	Blue fin	Blue fin	Blue fin	Blue fin	Blue fin
1,690	1,690	1,690	1,690	1,690	1,690
930 × 3	930 × 2 + 1,240	930 + 1,240 × 2	930 + 1,240 × 2	1,240 × 3	1,240 × 3
765	765	765	765	765	765
275 + 275 + 220	303 + 275 + 220	303 + 303 + 220	303 + 303 + 275	303 + 303 + 303	303 + 303 + 303
R410A (2,088)	R410A (2,088)	R410A (2,088)	R410A (2,088)	R410A (2,088)	R410A (2,088)
11.8x2+11.2 (24.6x2+23.4)	11.8x2+11.2 (24.6x2+23.4)	11.8x2+11.2 (24.6x2+23.4)	11.8×3 (24.6×3)	11.8×3 (24.6×3)	11.8×3 (24.6×3)
19.05	19.05	19.05	19.05	19.05	19.05
34.92	34.92	41.27	41.27	41.27	41.27
-5 to 46	-5 to 46	-5 to 46	-5 to 46	-5 to 46	-5 to 46
-20 to 21	-20 to 21	-20 to 21	-20 to 21	-20 to 21	-20 to 21

*1 Minimum connectable indoor unit number is 2.
However ARXC72 and ARXC90 can be used signal connection.
*2 The noise value is the value when measured in an anechoic room.
When measured in the actual installed state, surrounding noise and reflections are received and the measured value is usually larger than the indicated value.

LARGE VRF Indoor Units

Capacity range (kW)		1.1	2.2	2.8	3.6	4.5	5.6
Model code		4	7	9	12	14	18
Cassette	Compact	 NEW AUXB04GBLH	 AUXB07GALH	 AUXB09GALH	 AUXB12GALH	 AUXB14GALH	 AUXB18GALH
	4-way Flow Slim type						 AUXD18GALH
	4-way Flow Large type						 AUXA18GALH
	NEW Circular Flow Slim type						 AUXM018GLAH
	NEW Circular Flow Large type						 AUXK018GLAH
Duct	Mini Duct (With drain pump)	 NEW ARXK04GCLH	 ARXK07GCLH	 ARXK09GCLH	 ARXK12GCLH	 ARXK14GCLH	 ARXK18GCLH
	Slim Duct (With drain pump)	 ARXD04GALH	 ARXD07GALH	 ARXD09GALH	 ARXD12GALH	 ARXD14GALH	 ARXD18GALH
	Medium Static Pressure Duct						
	High Static Pressure Duct						
	Large Airflow Duct						 ARXN18GATH*1
Floor	Floor (*Same as Ceiling models)				 ABYA12GATH	 ABYA14GATH	 ABYA18GATH
	Slim Concealed Floor (*Same as Slim Duct models)	 ARXD04GALH	 ARXD07GALH	 ARXD09GALH	 ARXD12GALH	 ARXD14GALH	 ARXD18GALH
	NEW Compact Floor	 AGYA004GCAH	 AGYA007GCAH	 AGYA009GCAH	 AGYA012GCAH	 AGYA014GCAH	
	NEW Compact Floor (EEV external)	 AGYE004GCAH	 AGYE007GCAH	 AGYE009GCAH	AGYE012GCAH	AGYE014GCAH	
		With this model, connection of EV kit is necessary.					
Ceiling					ABYA12GATH	ABYA14GATH	ABYA18GATH
Wall Mounted	Wall Mounted	NEW ASYA004GTAH	NEW ASYA007GTAH	NEW ASYA009GTAH	ASYA12GACH	ASYA14GACH	NEW ASYA18GBCH
	Wall Mounted (EEV external)	NEW ASYE004GTAH	NEW ASYE007GTAH	NEW ASYE009GTAH	ASYE12GACH	ASYE14GACH	
		With this model, connection of EV kit is necessary.					

7.1	9.0	10.0	11.2	12.5	14.0	18.0	22.4	25.0	28.0
24	30	34	36	45	54	60	72	90	96
 AUXB24GALH									
 AUXD24GALH									
 AUXA24GALH	 AUXA30GALH	 AUXA34GALH	 AUXA36GALH	 AUXA45GALH	 AUXA54GALH				
 AUXM024GLAH	 AUXM030GLAH								
 AUXK024GLAH	 AUXK030GLAH	 AUXK034GLAH	 AUXK036GLAH	 AUXK045GLAH	 AUXK054GLAH				
 ARXK24GCLH									
 ARXD24GALH									
 ARXA24GBLH	 ARXA30GBLH		 ARXA36GBLH	 ARXA45GBLH					
			 ARXC36GBTH	 ARXC45GATH		 ARXC60GATH	 ARXC72GBTH	 ARXC90GBTH	 ARXC96GATH
 ARXN24GATH*1	 ARXN30GATH*1	 ARXN34GATH*1	 ARXN36GATH*1	 ARXN45GATH*1					
 ABYA24GATH									
 ARXD24GALH									
 ABYA24GATH	 ABYA30GATH		 ABYA36GATH	 ABYA45GATH	 ABYA54GATH				
NEW ASYA24GBCH	NEW ASYA030GTAH	NEW ASYA034GTAH							

*1: Large Airflow Duct can be connected to V-III series only.

Indoor Units **for LARGE VRF** Specifications



AIRSTAGE™

AIRSTAGE™

4-way Compact Cassette



NEW

Model name			AUXB04GBLH	AUXB07GALH	AUXB09GALH	AUXB12GALH	AUXB14GALH	AUXB18GALH	AUXB24GALH
Power source			Single-phase, ~230V, 50Hz						
Capacity	Cooling	kW	1.1	2.2	2.8	3.6	4.5	5.6	7.1
	Heating		1.3	2.8	3.2	4.1	5.0	6.3	8.0
Input power		W	23	25	25	29	35	36	84
Airflow rate	High	m^3/h	530	540	550	600	680	710	1,030
	Med		420/450*1	450	450	530	590	580	830
	Low		300/350*1	350	350	390	390	400	450
Sound pressure level	High	dB(A)	34	34	35	37	38	41	50
	Med		28/30*1	30	30	34	34	35	44
	Low		21/25*1	25	25	27	27	27	30
Net Dimensions (H × W × D)		mm	245 × 570 × 570						
Weight		kg(lbs)	15 (33)					17 (37)	
Connection pipe diameter	Liquid (Flare)	mm	6.35					9.52	
	Gas (Flare)		12.70					15.88	
Drain hose diameter (I.D./O.D.)			25/32						
Cassette Grille	Model name		UTG-UFYC-W						
	Net Dimensions (H×W×D)	mm	50 × 700 × 700						
	Weight	kg(lbs)	2.6 (6)						

Note : Specifications are based on the following conditions.

Cooling : Indoor temperature of 27˚CDB / 19˚CWB, and outdoor temperature of 35˚CDB / 24˚CWB.
Heating : Indoor temperature of 20˚CDB / (15˚CWB), and outdoor temperature of 7˚CDB / 6˚CWB.
Pipe length : 7.5 m; Height difference between outdoor unit and indoor unit : 0 m. Voltage : 230 [V].
*1: This value is under cooling operation.

4-way Cassette



Model name			AUXD18GALH	AUXD24GALH	AUXA18GALH	AUXA24GALH	AUXA30GALH	AUXA34GALH	AUXA36GALH	AUXA45GALH	AUXA54GALH
Power source			Single-phase, ~230V, 50Hz								
Capacity	Cooling	kW	5.6	7.1	5.6	7.1	9.0	10.0	11.2	12.5	14.0
	Heating		6.3	8.0	6.3	8.0	10.0	11.2	12.5	14.0	16.0
Input power		W	39	46	51	51	59	77	80	99	119
Airflow rate	High	m^3/h	1,150	1,280	1,420	1,420	1,600	1,750	1,800	1,900	2,000
	Med		940	1,040	1,230	1,230	1,300	1,300	1,300	1,370	1,370
	Low		870	870	1,100/1,000*1	1,100/1,000*1	1,100	1,100	1,100	1,100	1,100
Sound pressure level	High	dB(A)	36	38	40	40	40	43	44	46	47
	Med		30	33	36	36	38	38	38	39	39
	Low		29	29	33/31*1	33/31*1	33	33	33	33	33
Net Dimensions (H × W × D)		mm	246 × 840 × 840		288 × 840 × 840						
Weight		kg(lbs)	22 (48)		27 (59)						
Connection pipe diameter	Liquid (Flare)	mm	9.52								
	Gas (Flare)		15.88						19.05		
Drain hose diameter (I.D./O.D.)			25/32								
Cassette Grille	Model name		UTG-UGYA-W								
	Net Dimensions (H×W×D)	mm	50 × 950 × 950								
	Weight	kg(lbs)	5.5 (12)								

Note : Specifications are based on the following conditions.

Cooling : Indoor temperature of 27˚CDB / 19˚CWB, and outdoor temperature of 35˚CDB / 24˚CWB.
Heating : Indoor temperature of 20˚CDB / (15˚CWB), and outdoor temperature of 7˚CDB / 6˚CWB.
Pipe length : 7.5 m; Height difference between outdoor unit and indoor unit : 0 m. Voltage : 230 [V].
*1: This value is "cooling operation / heating operation".

Circular Flow Cassette



NEW

Model name			AUXM018GLAH	AUXM024GLAH	AUXM030GLAH	AUXK018GLAH	AUXK024GLAH	AUXK030GLAH	AUXK034GLAH	AUXK036GLAH	AUXK045GLAH	AUXK054GLAH
Power source			Single-phase, ~230V, 50Hz									
Capacity	Cooling	kW	5.6	7.1	9.0	5.6	7.1	9.0	10.0	11.2	12.5	14.0
	Heating		6.3	8.0	10.0	6.3	8.0	10.0	11.2	12.5	14.0	16.0
Input power		W	20	25	49	40	40	47	47	61	89	116
Airflow rate	High	m^3/h	1,050	1,120	1,470	1,420	1,420	1,440	1,440	1,620	1,820	2,040
	Med-H		930	1,050	1,160	1,360	1,360	1,440	1,440	1,500	1,590	1,800
	Med		900	930	1,070	1,300	1,300	1,340	1,340	1,400	1,500	1,590
	Med-L		870	900	930	1,270	1,270	1,300	1,300	1,340	1,400	1,440
	Low		810	870	900	1,200	1,200	1,280	1,280	1,280	1,300	1,300
	Quiet		780	780	780	1,150	1,150	1,150	1,150	1,150	1,150	1,150
Sound pressure level	High	dB(A)	33	35	40	38	38	39	39	41	44	47
	Med-H		32	33	36	37	37	38	38	40	42	45
	Med		31	32	34	36	36	37	37	38	40	42
	Med-L		30	31	32	35	35	36	36	37	38	39
	Low		29	30	31	34	34	35	35	36	36	36
	Quiet		28	28	28	33	33	33	33	33	33	33
Net Dimensions (H × W × D)		mm	246 x 840 x 840			288 x 840 x 840						
Weight		kg(lbs)	24.0 (53)	24.5 (54)	24.5 (54)	26.5 (58)	26.5 (58)	29.5 (65)	29.5 (65)	29.5 (65)	29.5 (65)	29.5 (65)
Connection pipe diameter	Liquid (Flare)	mm	6.35	9.52		6.35	9.52					
	Gas (Flare)		12.70	15.88		12.70	15.88					
Drain hose diameter (I.D./O.D.)			25/32			25/32						
Cassette Grille	Model name		UTG-UKYC-W / UTG-UKYA-B			UTG-UKYC-W / UTG-UKYA-B						
	Net Dimensions (H×W×D)	mm	53 x 950 x 950	53 x 950 x 950	53 x 950 x 950	53 x 950 x 950	53 x 950 x 950	53 x 950 x 950	53 x 950 x 950	53 x 950 x 950	53 x 950 x 950	53 x 950 x 950
	Weight	kg(lbs)	6.0 (13)	6.0 (13)	6.0 (13)	6.0 (13)	6.0 (13)	6.0 (13)	6.0 (13)	6.0 (13)	6.0 (13)	6.0 (13)

Note : Specifications are based on the following conditions.

Cooling : Indoor temperature of 27˚CDB / 19˚CWB, and outdoor temperature of 35˚CDB / 24˚CWB.
Heating : Indoor temperature of 20˚CDB / (15˚CWB), and outdoor temperature of 7˚CDB / 6˚CWB.
Pipe length : 7.5 m; Height difference between outdoor unit and indoor unit : 0 m. Voltage : 230 [V].
When AUX*018GLAH is connected to the outdoor unit other than J-IIIL, pipe diameter should be Ø9.52/Ø15.88 (Liq/Gas)
When AUXK036GLAH, AUXK045GLAH, and AUXK054GLAH are connected to the outdoor unit other than J-IIIL, gas pipe diameter should be Ø19.05.

Indoor Units **for LARGE VRF** Specifications

Mini Duct



NEW

Model name			ARXK04GCLH	ARXK07GCLH	ARXK09GCLH	ARXK12GCLH	ARXK14GCLH	ARXK18GCLH	ARXK24GCLH
Power source			Single-phase, ~230V, 50Hz						
Capacity	Cooling	kW	1.1	2.2	2.8	3.6	4.5	5.6	7.1
	Heating		1.3	2.8	3.2	4.0	5.0	6.3	8.0
Input power		W	26	28	28	35	66	73	80
Airflow rate	High	m^3/h	460	460	460	550	760	930	1,160
	Med-H		440	—	—	—	—	—	—
	Med		420	420	420	480	560	740	960
	Med-L		400	—	—	—	—	—	—
	Low		370	370	370	410	410	540	750
	Quiet		340	—	—	—	—	—	—
Static pressure range		Pa	0 to 30				0 to 50		
Standard static pressure			10				15		
Sound pressure level	High	dB(A)	25	26	26	29	34	33	32
	Med-H		24	25	25	27	31	30	30
	Med		23	24	24	26	28	28	28
	Med-L		22	23	23	25	26	26	27
	Low		21	22	22	24	24	24	25
	Quiet		20	21	21	22	22	22	22
Net Dimensions (H × W × D)		mm	198 × 700 × 450					198 × 900 × 450	198 × 1,100 × 450
Weight		kg(lbs)	14.5 (32)	15.5 (34)		16 (35)		19 (42)	22.5 (50)
Connection pipe diameter	Liquid (Flare)	mm	6.35	6.35				9.52	
	Gas (Flare)		9.52	12.70				15.88	
Drain hose diameter (I.D./O.D.)			25/32						

Note : Specifications are based on the following conditions.

Cooling : Indoor temperature of 27˚CDB / 19˚CWB, and outdoor temperature of 35˚CDB / 24˚CWB.
Heating : Indoor temperature of 20˚CDB / (15˚CWB), and outdoor temperature of 7˚CDB / 6˚CWB.
Pipe length : 7.5 m; Height difference between outdoor unit and indoor unit : 0 m. Voltage : 230 [V].

Slim Duct / Slim Concealed Floor



Model name			ARXD04GALH	ARXD07GALH	ARXD09GALH	ARXD12GALH	ARXD14GALH	ARXD18GALH	ARXD24GALH
Power source			Single-phase, ~230V, 50Hz						
Capacity	Cooling	kW	1.1	2.2	2.8	3.6	4.5	5.6	7.1
	Heating		1.3	2.8	3.2	4.0	5.0	6.3	8.0
Input power		W	40	44	50	54	92	83	122
Airflow rate	High	m^3/h	510	550	600	600	800	940	1,330
	Med		400/470*1	490	550	510	710	840	1,240
	Low		320/440*1	440	480	450	610	750	1,100
Static pressure range		Pa	0 to 90	0 to 90	0 to 90	0 to 90	0 to 90	0 to 90	0 to 50
Standard static pressure			25	25	25	25	25	25	25
Sound pressure level	High	dB(A)	26	28	29	30	34	34	35
	Med		21/25*1	25	26	27	32	32	32
	Low		20/22*1	22	24	24	28	28	29
Net Dimensions (H × W × D)		mm	198 × 700 × 620					198 × 900 × 620	198 × 1,100 × 620
Weight		kg(lbs)	17 (37)			18 (40)		22 (48)	26 (57)
Connection pipe diameter	Liquid (Flare)	mm	6.35					9.52	
	Gas (Flare)		12.70					15.88	
Drain hose diameter (I.D./O.D.)			25/32						

Note : Specifications are based on the following conditions.

Cooling : Indoor temperature of 27˚CDB / 19˚CWB, and outdoor temperature of 35˚CDB / 24˚CWB.
Heating : Indoor temperature of 20˚CDB / (15˚CWB), and outdoor temperature of 7˚CDB / 6˚CWB.
Pipe length : 7.5 m; Height difference between outdoor unit and indoor unit : 0 m. Voltage : 230 [V].
*1: This value is under cooling operation.

Medium Static Pressure Duct



Model name			ARXA24GBLH	ARXA30GBLH	ARXA36GBLH	ARXA45GBLH
Power source			Single-phase, ~230V, 50Hz			
Capacity	Cooling	kW	7.1	9.0	11.2	12.5
	Heating		8.0	10.0	12.5	14.0
Input power		W	94	108	194	240
Airflow rate	High	m^3/h	1,280	1,410	1,840	1,970
	Med		990	1,280	1,600	1,860
	Low		840	1,150	1,470	1,640
Static pressure range		Pa	0 to 150	0 to 150	0 to 150	0 to 150
Standard static pressure			40	50	50	60
Sound pressure level	High	dB(A)	31	34	37	41
	Med		27	32	35	38
	Low		23	29	33	36
Net Dimensions (H × W × D)		mm	270 × 1,135 × 700			
Weight		kg(lbs)	36 (79)	40 (88)		
Connection pipe diameter	Liquid (Flare)	mm	9.52			
	Gas (Flare)		15.88		19.05	
Drain hose diameter (I.D./O.D.)			25/32			

Note : Specifications are based on the following conditions.

Cooling : Indoor temperature of 27˚CDB / 19˚CWB, and outdoor temperature of 35˚CDB / 24˚CWB.
Heating : Indoor temperature of 20˚CDB / (15˚CWB), and outdoor temperature of 7˚CDB / 6˚CWB.
Pipe length : 7.5 m; Height difference between outdoor unit and indoor unit : 0 m. Voltage : 230 [V].

AIRSTAGE™

High Static Pressure Duct





Model name			ARXC36GBTH	ARXC45GATH	ARXC60GATH*	ARXC72GBTH	ARXC90GBTH	ARXC96GATH
Power source			Single-phase, ~230V, 50Hz					
Capacity	Cooling	kW	11.2	12.5	18.0	22.4	25.0	28.0
	Heating		12.5	14.0	20.0	25.0	28.0	31.5
Input power		W	207	715	730	681	819	838
Airflow rate	High	m^3/h	1,990	3,500	3,500	3,900	4,300	4,850
	Med		1,680	3,000	3,000	3,300	4,000	4,250
	Low		1,330	2,460	2,460	3,000	3,500	3,600
Static pressure range		Pa	0 to 200	100 to 250	100 to 250	0 to 300	0 to 300	0 to 300
Standard static pressure			100	100	100	150	150	150
Sound pressure level	High	dB(A)	42	49	49	47	48	48
	Med		36	45	45	43	46	45
	Low		32	42	42	40	44	42
Net Dimensions (H × W × D)		mm	400 × 1,050 × 500			450 × 1,587 × 700		550 × 1,587 × 700
Weight		kg(lbs)	40 (88)	46 (101)		84 (185)		105 (231)
Connection pipe diameter	Liquid	mm	9.52 (Flare)			12.70 (Brazing)		
	Gas		19.05 (Flare)			22.22 (Brazing)		
Drain hose diameter (I.D./O.D.)			25/32					

Note : Specifications are based on the following conditions.

Cooling : Indoor temperature of 27˚CDB / 19˚CWB, and outdoor temperature of 35˚CDB / 24˚CWB.
Heating : Indoor temperature of 20˚CDB / (15˚CWB), and outdoor temperature of 7˚CDB / 6˚CWB.
Pipe length : 7.5 m; Height difference between outdoor unit and indoor unit : 0 m.
Voltage : 230 [V].

Large Airflow Duct



Model name			ARXN18GATH	ARXN24GATH	ARXN30GATH	ARXN34GATH	ARXN36GATH	ARXN45GATH
Power source			Single-phase, ~230V, 50Hz					
Capacity	Cooling	kW	5.6	7.1	9.0	10.0	11.2	12.5
	Heating		6.3	8.0	10.0	11.2	12.5	14.0
Input power		W	154	205	306	432	572	572
Airflow rate	High	m^3/h	2,280	2,640	3,200	3,720	4,120	4,120
	Med		–	–	–	–	–	–
	Low		–	–	–	–	–	–
Static pressure range		Pa	50 to 100	50 to 150	50 to 250	50 to 250	50 to 300	50 to 300
Standard static pressure			50	50	50	50	60	60
Sound pressure level	High	dB(A)	35	37	40	43	45	45
	Med		–	–	–	–	–	–
	Low		–	–	–	–	–	–
Net Dimensions (H × W × D)		mm	450 × 1,587 × 700					
Weight		kg(lbs)	84 (185)					
Connection pipe diameter	Liquid	mm	9.52 (Flare)					
	Gas		15.88 (Flare)				19.05 (Flare)	
Drain hose diameter (I.D./O.D.)			25/32					

Note : Specifications are based on the following conditions.
Large Airflow Duct can be connected to V-III series only.

Cooling : Indoor temperature of 27˚CDB / 19˚CWB, and outdoor temperature of 35˚CDB / 24˚CWB.
Heating : Indoor temperature of 20˚CDB / (15˚CWB), and outdoor temperature of 7˚CDB / 6˚CWB.
Pipe length : 7.5 m; Height difference between outdoor unit and indoor unit : 0 m.
Voltage : 230 [V].

Compact Floor



NEW

Model name			AGYA004GCAH	AGYA007GCAH	AGYA009GCAH	AGYA012GCAH	AGYA014GCAH	AGYE004GCAH	AGYE007GCAH	AGYE009GCAH	AGYE012GCAH	AGYE014GCAH
Power source			Single-phase, ~230V, 50Hz					Single-phase, ~230V, 50Hz				
Capacity	Cooling	kW	1.1	2.2	2.8	3.6	4.0	1.1	2.2	2.8	3.6	4.0
	Heating		1.3	2.8	3.2	4.0	4.5	1.3	2.8	3.2	4.0	4.5
Input power		W	12 / 14	16	17	22	29	12 / 14	16	17	22	29
Airflow rate	High	m^3/h	380 / 430	470	500	590	670	380 / 430	470	500	590	670
	Med-H		350	420	450	520	590	350	420	450	520	590
	Med		320	390	400	470	520	320	390	400	470	520
	Med-L		310	360	360	420	450	310	360	360	420	450
	Low		280	330	330	390	390	280	330	330	390	390
	Quiet		210	270	270	340	340	210	270	270	340	340
Sound pressure level	High	dB(A)	35 / 36	37	38	42	46	35 / 36	37	38	42	46
	Med-H		33	35	36	39	42	33	35	36	39	42
	Med		31	33	34	37	39	31	33	34	37	39
	Med-L		30	31	31	35	36	30	31	31	35	36
	Low		28	29	29	33	33	28	29	29	33	33
	Quiet		22	22	22	30	30	22	22	22	30	30
Net Dimensions (H × W × D)		mm	600 x 740 x 200					600 x 740 x 200				
Weight		kg(lbs)	15 (33)	15 (33)	15 (33)	15 (33)	15 (33)	14.5 (32)	14.5 (32)	14.5 (32)	14.5 (32)	14.5 (32)
Connection pipe diameter	Liquid (Flare)	mm	6.35			6.35		6.35			6.35	
	Gas (Flare)		9.52			12.70		9.52			12.70	
Drain hose diameter (I.D./O.D.)			13.8/15.8to16.7					13.8/15.8to16.7				
EV Kit (option)			-					UTR-EV09XB			UTR-EV14XB	

Note : Specifications are based on the following conditions.

Cooling : Indoor temperature of 27˚CDB / 19˚CWB, and outdoor temperature of 35˚CDB / 24˚CWB.
Heating : Indoor temperature of 20˚CDB / (15˚CWB), and outdoor temperature of 7˚CDB / 6˚CWB.
Pipe length : 7.5 m; Height difference between outdoor unit and indoor unit : 0 m.
Voltage : 230 [V].
When AGY*004GCAH, AGY*007GCAH, and AGY*009GCAH are connected to the outdoor unit other than J-IIIL, gas pipe diameter should be Ø12.70.

Indoor Units **for LARGE VRF** Specifications

Floor/Ceiling



Model name			ABYA12GATH	ABYA14GATH	ABYA18GATH	ABYA24GATH
Power source			Single-phase, ~230V, 50Hz			
Capacity	Cooling	kW	3.6	4.5	5.6	7.1
	Heating		4.0	5.0	6.3	8.0
Input power		W	30	42	74	99
Airflow rate	High	m^3/h	660	780	1,000	1,000
	Med		570	640	720	820
	Low		490	550	580	680
Sound pressure level	High	dB(A)	36	40	46	47
	Med		32	36	39	42
	Low		28	34	35	37
Net Dimensions (H × W × D)		mm	199 × 990 × 655			
Weight		kg(lbs)	25 (55)	26 (57)	26 (57)	27 (59)
Connection pipe diameter	Liquid (Flare)	mm	6.35		9.52	
	Gas (Flare)		12.70		15.88	
Drain hose diameter (I.D./O.D.)			25/32			

Note : Specifications are based on the following conditions.

Cooling : Indoor temperature of 27˚CDB / 19˚CWB, and outdoor temperature of 35˚CDB / 24˚CWB.
Heating : Indoor temperature of 20˚CDB / (15˚CWB), and outdoor temperature of 7˚CDB / 6˚CWB.
Pipe length : 7.5 m; Height difference between outdoor unit and indoor unit : 0 m.
Voltage : 230 [V].

Ceiling



Model name			ABYA30GATH	ABYA36GATH	ABYA45GATH	ABYA54GATH
Power source			Single-phase, ~230V, 50Hz			
Capacity	Cooling	kW	9.0	11.2	12.5	14.0
	Heating		10.0	12.5	14.0	16.0
Input power		W	66	85	131	180
Airflow rate	High	m^3/h	1,630	1,690	2,010	2,270
	Med		1,370	1,400	1,600	1,780
	Low		1,140	1,170	1,230	1,280
Sound pressure level	High	dB(A)	42	45	48	51
	Med		38	38	42	45
	Low		33	34	35	36
Net Dimensions (H × W × D)		mm	240 × 1,660 × 700			
Weight		kg(lbs)	46 (101)	48 (106)		
Connection pipe diameter	Liquid (Flare)	mm	9.52	9.52		
	Gas (Flare)		15.88	19.05		
Drain hose diameter (I.D./O.D.)			25/32			

Note : Specifications are based on the following conditions.

Cooling : Indoor temperature of 27˚CDB / 19˚CWB, and outdoor temperature of 35˚CDB / 24˚CWB.
Heating : Indoor temperature of 20˚CDB / (15˚CWB), and outdoor temperature of 7˚CDB / 6˚CWB.
Pipe length : 7.5 m; Height difference between outdoor unit and indoor unit : 0 m.
Voltage : 230 [V].

Wall Mounted

NEW ASY*004/007/009GTAH





Model name			ASYA004GTAH	ASYA007GTAH	ASYA009GTAH	ASYA12GACH	ASYA14GACH	ASYE004GTAH	ASYE007GTAH	ASYE009GTAH	ASYE12GACH	ASYE14GACH
Power source			Single-phase, ~230V, 50Hz					Single-phase, ~230V, 50Hz				
Capacity	Cooling	kW	1.1	2.2	2.8	3.6	4.5	1.1	2.2	2.8	3.6	4.5
	Heating		1.3	2.8	3.2	4.1	5.0	1.3	2.8	3.2	4.1	5.0
Input power		W	13	19	34	22	34	13	19	34	21	34
Airflow rate	High	m^3/h	430	550	720	560	670	430	550	720	560	680
	Med-H		420	460	570	–	–	420	460	570	–	–
	Med		390	420	500	480	490	390	420	500	480	490
	Med-L		380	390	410	–	–	380	390	410	–	–
	Low		360	360	360	420	420	360	360	360	420	420
	Quiet		330	330	330	–	–	330	330	330	–	–
Sound pressure level	High	dB(A)	31	35	43	39	44	31	35	43	38	43
	Med-H		30	32	38	–	–	30	32	38	–	–
	Med		28	30	34	35	37	28	30	34	34	35
	Med-L		26	27	29	–	–	26	27	29	–	–
	Low		24	24	24	31	32	24	24	24	30	30
	Quiet		22	22	22	–	–	22	22	22	–	–
Net Dimensions (H × W × D)		mm	262 x 820 x 206			275 × 790 × 215		262 x 820 x 206			275 × 790 × 215	
Weight		kg(lbs)	7.5 (17)	7.5 (17)	7.5 (17)	9 (20)		7 (15)	7 (15)	7 (15)	9 (20)	
Connection pipe diameter	Liquid (Flare)	mm	6.35			6.35		6.35			6.35	
	Gas (Flare)		9.52			12.70		9.52			12.70	
Drain hose diameter (I.D./O.D.)			13.8/15.8 to16.7			13.8/15.8 to 16.7		13.8/15.8 to16.7			13.8/15.8 to 16.7	
EV Kit (option)			–			–		UTR-EV09XB			UTR-EV14XB	

Note : Specifications are based on the following conditions.

Cooling : Indoor temperature of 27˚CDB / 19˚CWB, and outdoor temperature of 35˚CDB / 24˚CWB.
Heating : Indoor temperature of 20˚CDB / (15˚CWB), and outdoor temperature of 7˚CDB / 6˚CWB.
Pipe length : 7.5 m; Height difference between outdoor unit and indoor unit : 0 m.
Voltage : 230 [V].
When ASY*004GTAH, ASY*007GTAH, ASY*009GTAH are connected to the outdoor unit other than J-IIIL, gas pipe diameter should be Ø12.70.

AIRSTAGE™

Wall Mounted




NEW

Model name			ASYA18GBCH	ASYA24GBCH	ASYA030GTAH	ASYA034GTAH
Power source			Single-phase, ~230V, 50Hz		Single-phase, ~230V, 50Hz	
Capacity	Cooling	kW	5.6	7.1	9.0	10.0
	Heating		6.3	8.0	10.0	11.2
Input power		W	32	60	74	103
Airflow rate	High	m^3/h	840	1,100	1,440	1,620 / 1,520
	Med-H		-	-	1,200	1,300
	Med		770	910	1,050	1,120
	Med-L		-	-	940	980
	Low		690	730	890	890
	Quiet		-	-	700	700
Sound pressure level	High	dB(A)	41	48	53	55 / 54
	Med-H		-	-	49	51
	Med		39	43	45	47
	Med-L		-	-	42	43
	Low		35	35	39	39
	Quiet		-	-	33	33
Net Dimensions (H × W × D)		mm	320 x 998 x 238		340 x 1,150 x 280	
Weight		kg(lbs)	15 (33)	15 (33)	18 (40)	18 (40)
Connection pipe diameter	Liquid (Flare)	mm	6.35	9.52	9.52	
	Gas (Flare)		12.70	15.88	15.88	
Drain hose diameter (I.D./O.D.)			12/16		13.8/15.8 to16.7	

Note : Specifications are based on the following conditions.

Cooling : Indoor temperature of 27˚CDB / 19˚CWB, and outdoor temperature of 35˚CDB / 24˚CWB.
Heating : Indoor temperature of 20˚CDB / (15˚CWB), and outdoor temperature of 7˚CDB / 6˚CWB.
Pipe length : 7.5 m; Height difference between outdoor unit and indoor unit : 0 m.
Voltage : 230 [V].
When ASYA18GBCH is connected to the outdoor unit other than J-IIIL, pipe diameter should be Ø9.52/Ø15.88 (Liq/Gas).



COMMERCIAL

VENTILATION

Effective heat exchange and simultaneous fresh air ventilation

High Efficiency and low noise levels are achieved by using a highly efficient heat exchange process. A comfortable air conditioned space is achieved by conveniently selecting whether to use heat exchange or normal ventilation setting, according to the requirements of the conditioned space.

140 Energy Recovery Ventilator
142 Outdoor Air Unit
144 DX-Kit for Air Handling Application





PRODUCT LINEUP

Airflow rate (m³/h)	250	350	500	800	1000	1500	2000
Energy Recovery Ventilator Page 140	UTZ-BD025B	UTZ-BD035B	UTZ-BD050B	UTZ-BD080B	UTZ-BD100B		
Outdoor Air Unit Page 142					ARXH054GTAH	ARXH072GTAH	ARXH096GTAH

Connectable Capacity class (kW)	5.0	6.3	8.0	10.0	12.5	14.0	20.0	25.0	40.0	50.0
DX-Kit for air handling applications Page 144	EEV unit UTP-VX30A		Control unit UTY-VDGX	EEV unit UTP-VX60A		Control unit UTY-VDGX	EEV unit UTP-VX90A	Control unit UTY-VDGX	EEV unit UTP-VX90A × 2	Control unit UTY-VDGX



Energy Recovery Ventilator



Energy recovery ventilator unit offers maximum comfort and greater energy savings.

Features

Adopts a highly efficient counter-flow heat exchange element

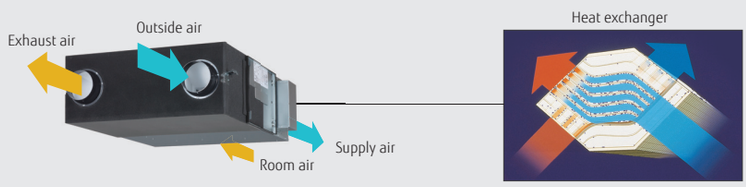

Heat exchange ventilation and normal ventilation

Heat exchange ventilation

When a room is cooled or heated, the exhausted cooling / heating energy is recovered by heat-exchange ventilation.

Normal ventilation

The operation is used during periods when the room space requires no cooling or heating effect, i.e. when there is minimal temperature difference between the indoor and outdoor environments.

Energy efficiency and ecology

Energy consumption is dramatically reduced by using a counter-flow heat-exchange element.
Air conditioning load is reduced by approximately 20%, resulting in significant energy savings.
Recovers up to 77% of the heat in the outgoing air.

Features of heat exchange element

With the cross-flow element, air moves in a straight line across the element. With the counter-flow element, air flows through the element for a longer time (longer distance), so the heat-exchange effect remains unchanged.

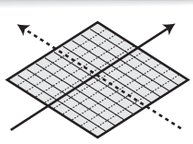

Other element
(Cross-flow element)

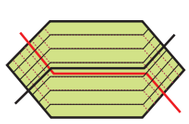

Fujitsu element
(Counter-flow element)

Quiet operation

Significantly reducing low pressure loss and noise allows low-noise operation.

Extended range of an external static pressure

An external static pressure is improved by adopting a powerful fan motor.This allows for application in a wide variety building.

Slim shape and easier installation

Counter-flow heat exchange element used for reduced noise and slimmer, more compact body shape.



Reverse mountable direct air supply / exhaust system

Adoption of straight air supply / exhaust system: Duct design is simplified because the air supply / exhaust ducts are straight.
Since each unit can be mounted in reverse position, only one inspection hole is needed for two units: Two units can share one inspection hole so duct work is easier and more flexible.

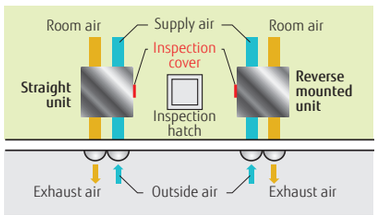

Model : UTZ-BD025B / UTZ-BD035B / UTZ-BD050B / UTZ-BD080B / UTZ-BD100B



UTZ-BD025B | UTZ-BD035B | UTZ-BD050B | UTZ-BD080B | UTZ-BD100B

Specifications

Rated flow rate				250 m³/h	350 m³/h	500 m³/h	800 m³/h	1000 m³/h
Model No.				UTZ-BD025B	UTZ-BD035B	UTZ-BD050B	UTZ-BD080B	UTZ-BD100B
Power source				220 - 240V, 50Hz				
Heat Exchange Ventilation	Input power	(Extra high)/High/Low	W	128 / 123 / 96	190 / 185 / 168	289 / 225 / 185	418 / 378 / 295	464 / 432 / 311
	Air flow rate	(Extra high)/High/Low	m³/h	250 / 250 / 190	350 / 350 / 240	500 / 500 / 440	800 / 800 / 630	1000 / 1000 / 700
	External static pressure	(Extra high)/High/Low	Pa	105 / 95 / 45	140 / 60 / 45	120 / 60 / 35	140 / 110 / 55	105 / 80 / 75
	Temperature Exchange Efficiency	(Extra high)/High/Low	%	75 / 75 / 77	75 / 75 / 78	75 / 75 / 76	75 / 75 / 76	75 / 75 / 79
	Energy Exchange Efficiency Cooling	(Extra high)/High/Low	%	63 / 63 / 65	66 / 66 / 71	62 / 62 / 64	65 / 65 / 68	65 / 65 / 70
	Energy Exchange Efficiency Heat pump	(Extra high)/High/Low	%	70 / 70 / 72	69 / 69 / 73	67 / 67 / 69	71 / 71 / 74	71 / 71 / 76
	Sound pressure level	(Extra high)/High/Low	dB*	31.5 / 30.5 / 26.5	33 / 31 / 25.5	37.5 / 35.5 / 32.5	37.5 / 37 / 34.5	38.5 / 37.5 / 34.5
Normal Ventilation	Input power	(Extra high)/High/Low	W	128 / 123 / 96	190 / 185 / 168	289 / 225 / 185	418 / 378 / 295	464 / 432 / 311
	Air flow rate	(Extra high)/High/Low	m³/h	250 / 250 / 190	350 / 350 / 240	500 / 500 / 440	800 / 800 / 630	1000 / 1000 / 700
	External static pressure	(Extra high)/High/Low	Pa	105 / 95 / 45	140 / 60 / 45	120 / 60 / 35	140 / 110 / 55	105 / 80 / 75
	Sound pressure level	(Extra high)/High/Low	dB*	31.5 / 30.5 / 26.5	33 / 31 / 25.5	38.5 / 38 / 32.5	37.5 / 37 / 34.5	40.5 / 39.5 / 36.5
Dimensions		W×D×H	mm	882 x 599 x 270	1050 x 804 x 317	1090 x 904 x 317	1322 x 884 x 388	1322 x 1134 x 388
Weight			kg	29	49	57	71	83
Outlet duct diameter			mm	150	150	200	250	250
Operation range			℃	-10 to 40	-10 to 40	-10 to 40	-10 to 40	-10 to 40
Maximum humidity			%	85	85	85	85	85

* The noise level must be measured 1.5 m below the centre of the unit.

Dimensions

(Unit : mm)

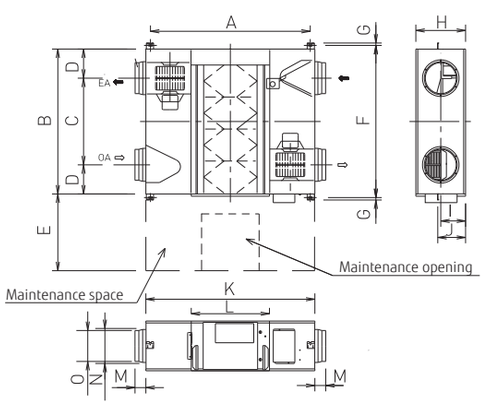

	UTZ-BD025B	UTZ-BD035B	UTZ-BD050B	UTZ-BD080B	UTZ-BD100B
A	810	978	1018	1250	1250
B	599	804	904	884	1134
C	315	580	640	428	678
D	142	112	132	228	228
E	600	600	600	600	600
F	655	860	960	940	1190
G	19	19	19	19	19
H	270	317	317	388	388
I	135	159	159	194	194
J	159	182	182	218	218
K	882	1050	1090	1322	1322
L	414	470	470	612	612
M	95	70	127	85	85
N	219	162	210	258	258
O	144	144	194	242	242

Outdoor Air Unit



The heat pump method
efficiently processes the outdoor air
for cooling and heating and
supplies 100% fresh air into a room.

Features

One VRF system can provide air conditioning and air supply at the same time.

Outdoor Air Unit can be connected in a same VRF*1 system as one of indoor unit series and can create fresh and comfortable air supply together from our high advanced technology.

*1. Connectable VRF series: J-IIS, J-II, V-II, VR-II
In J-II series alone, OAU is prohibit to connect under the ambient temperature of 40°C or higher.

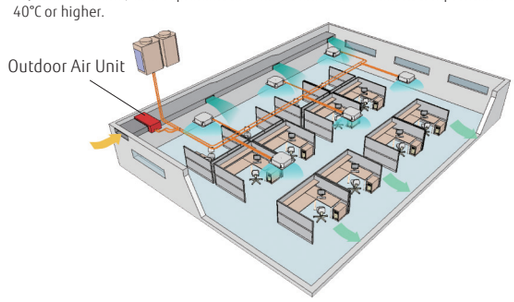

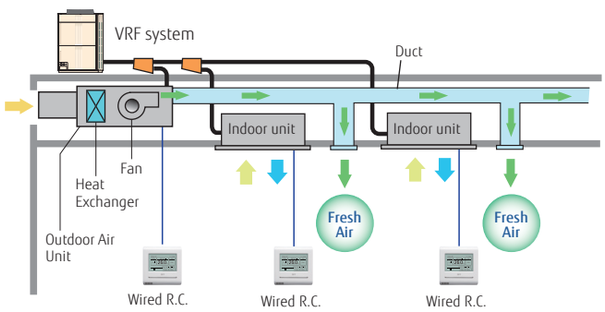

* Make sure the connected capacity is within the range of 50% to 100% of the outdoor unit capacity. In addition, if there are mixed connections with indoor units, make the Outdoor Air Unit connection capacity 30% or less of the outdoor unit capacity.

High energy savings and flexible duct design by using DC motor

- Greatly reduces electricity consumption by adopting permanent magnet compared to when using an AC motor.
- Compared with AC motor, changing the speed makes it possible to respond flexibly to the external static pressure from 50 Pa to 240 Pa. Even if damper equipment is not used, static pressure can be adjusted and duct design is easy.
- Static pressure can be set easily using wired remote controller.

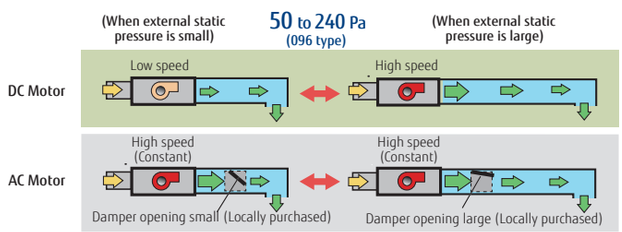

Top class compact design

- Top class lightweight compact design at just 425 mm in height, 55 kg in weight for ARXH072 type. This unit can be installed easily even at narrow space.



Various Controller

Supplied variety of controllers as options, such as individual controller, central controller, and building management controller.

Individual Controller



Wired Remote Controller (Touch Panel)



Wired Remote Controller



Simple Remote Controller



Wireless Remote Controller

Central Controller



Group Remote Controller



Central Remote Controller



Touch Panel Controller



System Controller System Controller Lite (Software)

* The temperature setting is discharged air temperature setting. The air volume is set to a constant speed.

Model : ARXH054GTAH / ARXH072GTAH / ARXH096GTAH Production by order



ARXH054GTAH



ARXH072GTAH



ARXH096GTAH

Specifications

Model name			ARXH054GTAH	ARXH072GTAH	ARXH096GTAH
Power source		V/Ø/Hz	230/1/50	230/1/50	230/1/50
Capacity	Cooling	kW	14.0	22.4	28.0
	Heating		8.9	13.9	17.4
Input Power	Cooling/Heating	W	179	292	370
Airflow Rate		m^3/h	1,080	1,680	2,100
Static Pressure	Standard (range)	Pa	185 (50-185)	200 (50-200)	200 (50-240)
Sound Pressure Level		dB (A)	42	44	47
Dimensions (H x W x D)		mm	425×1,367×572	425×1,367×572	450×1,583×700
Weight		kg	48	55	71
Connection Pipe Diameter (Small / Large)		mm	Ø9.52/Ø19.05	Ø12.70/Ø22.22	Ø12.70/Ø22.22
Operation Range	Cooling	°CDB	5 to 43	5 to 43	5 to 43
	Heating		-7 to 21	-7 to 21	-7 to 21
Refrigerant			R410A	R410A	R410A

Note : Specifications are based on the following conditions. Cooling : Outdoor temperature of 33°CDB / 28°CWB. Heating : Outdoor temperature of 0°CDB / -2.9°CWB. Pipe length : 7.5 m Voltage : 230 [V].

Dimensions

(Unit : mm)

ARXH054GTAH

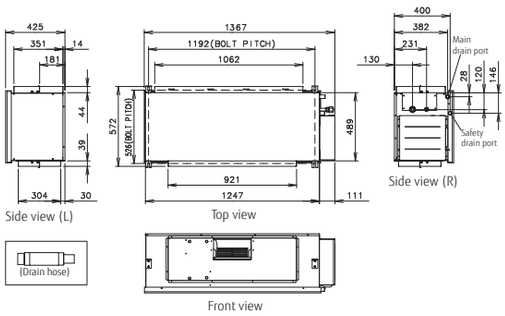

ARXH072GTAH

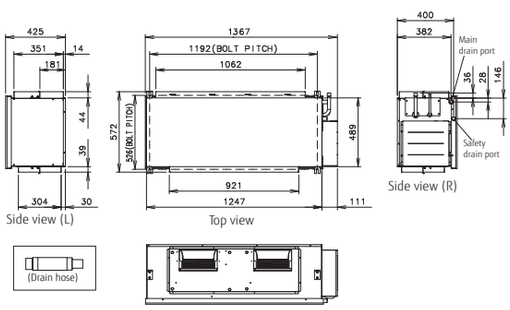

ARXH096GTAH

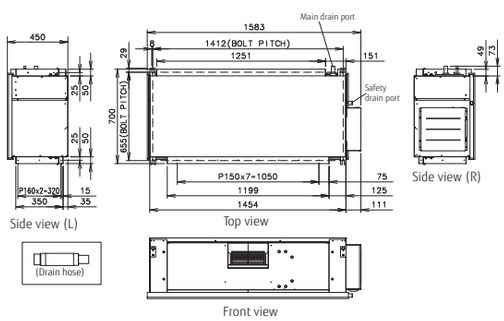

DX-Kit for Air Handling Applications

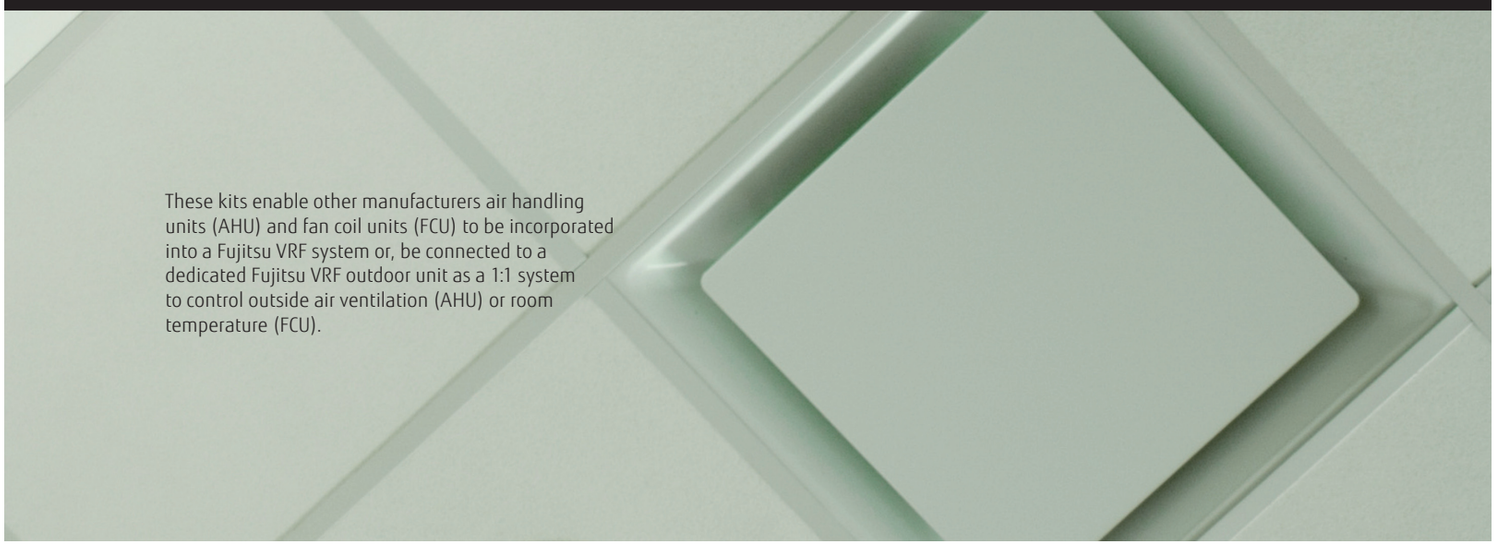

These kits enable other manufacturers air handling units (AHU) and fan coil units (FCU) to be incorporated into a Fujitsu VRF system or, be connected to a dedicated Fujitsu VRF outdoor unit as a 1:1 system to control outside air ventilation (AHU) or room temperature (FCU).

Features

Multiple temperature sensors optimally control the air handling unit and fan coil unit.

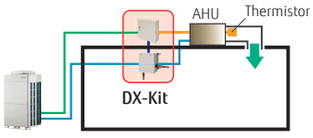

When connecting to an air handling unit, the supply air temperature is controlled by the discharge sensor.

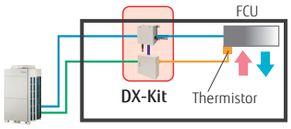

When connecting to a fan coil unit, the room temperature is controlled by the return air temperature sensor.

Arrangement as part of a VRF system

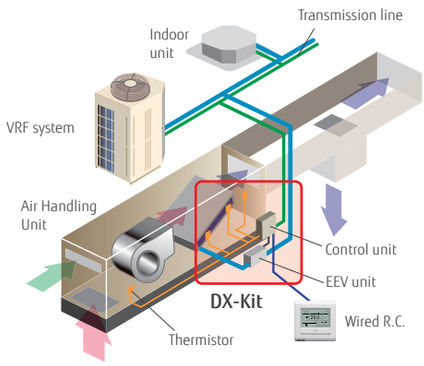

Supports a wide range of capacity classes

- 2 EEV units can be connected in parallel and up to 20 HP (50 kW) large capacity units. (Separation Tube of UTP-LX180A is required.)
- Connectable capacity range: 5 kW to 50 kW

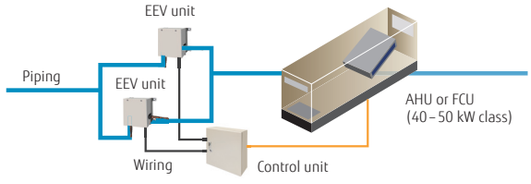

A variety of controls to match the application

Central control using our VRF controllers or central management controllers

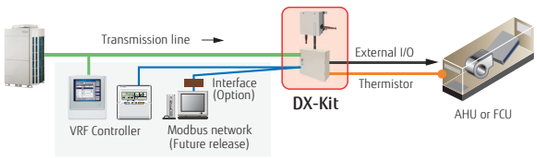

Central control from external controllers

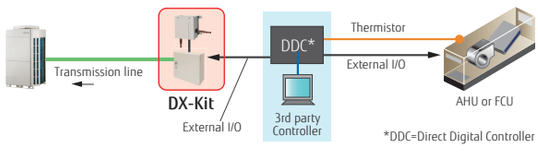

Functions Summary

Inputs

- ON/OFF
- Setting temperature
- Capacity demand
- Heating / Cooling operation mode
- Fault information

Outputs

- ON/OFF indication
- Fan ON/OFF indication
- Thermo ON/OFF indication
- Defrost indication
- Fault indication

MODBUS® Control

Possible to control via a MODBUS enabled BMS by using optional interface.

For 2EEV units connection (option)
Separation Tube: UTP-LX180A



Installation Limitation

- Connectable VRF series: J-IIS, J-II, V-II, VR-II
- Connectable DX-Kit system capacity range: 50 to 100% of the outdoor unit capacity
- Connectable DX-Kit system capacity range with indoor units: 30% or less of the outdoor unit capacity
- Max. wiring length from control unit: 10 m
- Max. piping length between EEV unit and indoor unit: 5 m
- Outdoor installation: Control unit (IP54 class) and EEV unit can be installed at an outdoor space.

Connectable capacity

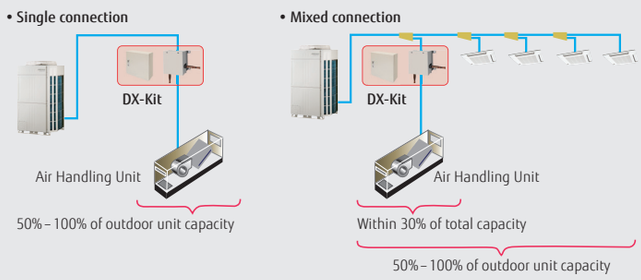

Piping and wiring length

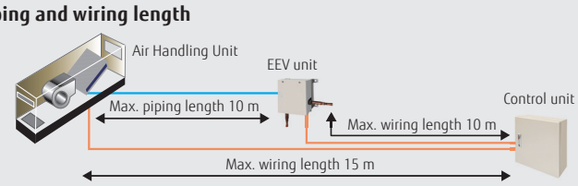

Control unit: UTY-VDGX
EEV unit: UTP-VX30A / UTP-VX60A / UTP-VX90A


EEV unit
UTP-VX30A


EEV unit
UTP-VX60A


EEV unit
UTP-VX90A


Control unit
UTY-VDGX

Specifications

Connectable Capacity class			5.0 kW	6.3 kW	8.0 kW	10.0 kW	12.5 kW	14.0 kW	20.0 kW	25.0 kW	40.0 kW	50.0 kW
Capacity	Cooling	kW	5.6	6.3	8.0	10.0	12.5	14.0	22.4	25.0	40.0	50.4
	Heating		6.3	7.1	9.0	11.2	14.0	16.0	25.0	28.0	45.0	56.5

Control unit		UTY-VDGX
Power source	V/Ø/Hz	230/1/50
Dimensions (H × W × D)	mm	400 × 400 × 120

EEV unit		UTP-VX30A	UTP-VX60A	UTP-VX90A	UTP-VX90A×2
Connection pipe diameter (Liquid)	mm	Ø9.53	Ø12.7	Ø12.7	Ø12.7
Dimensions (H × W × D)		160 × 220 × 90			

Note: Specifications are based on the following conditions.
Cooling: Indoor temperature of 27°CDB / 19°CWB, and outdoor temperature of 35°CDB / 24°CWB.
Heating: Indoor temperature of 20°CDB / (15°CWB), and outdoor temperature of 7°CDB / 6°CWB.
Pipe length: 7.5 m Voltage : 230 [V].

LARGE VRF Optional Parts List/Function List

Controllers/Others

	Type		Indoor unit																							
			Cassette					Duct					Floor		Ceiling/ Floor	Ceiling	Wall Mounted									
			4-way Compact	4-way		Circular Flow		Mini (With drain pump)	Slim (With drain pump)	Medium Static Pressure	High Static Pressure		——	EEV external			——	EEV external	——	EEV external	——					
			AUXB 04GBLH, AUXB 07/09/12/14/18/24 GALH	AUXD 18/24 GALH	AUXA 18/24/30/34/36/45/54GALH	AUXM 018/024/030GLAH	AUXK 018/024/030/034/036/045/054GLAH	ARXK 04/07/09/12/14/18/24GCLH	ARXD 04/07/09/12/14/18/24GALH	ARXA 24/30/36/45GBLH	ARXC36 GBTH, ARXC45/60 GATH	ARXC72/90GBTH, ARXC96 GATH	AGYA 004/007/009/012/014GCAH	AGYE 004/007/009/012/014GCAH	ABYA 12/14/18/24GATH	ABYA 30/36/45/54GATH	ASYA 004/007/009 GTAH	ASYE 004/007/009 GTAH	ASYA 012/014 GACH	ASYE 012/014 GACH	ASYA 18/24 GBCH	ASYA 030/034 GTAH				
Controllers	Wired Remote Controller		● UTY-RNRYZ2																							
			● UTY-RLRY																							
	Simple Remote Controller	 2-wire type  3-wire type	● UTY-RSRY, UTY-RHRY, UTY-RSKY, UTY-RHKY																							
	Wireless Remote Controller		● UTY-LNHY																							
	Group Remote Controller		● UTY-CGGY + UTY-VGGXZ1																							
	Central Remote Controller		● UTY-DCGY																							
	Touch Panel Controller		● UTY-DTGYZ1																							
	System Controller, System Controller Lite		● UTY-APGXZ1, UTY-ALGXZ1																							
Others	IR Receiver Unit			● UTY-LRHYB1		● UTY-LBHXD		● UTB-YWC																		
	Human Sensor Kit					● UTY-SHZXC																				
	Remote Sensor Unit	 New amenity space can be offered by installing the Remote sensor.						● UTY-XSZX																		
	Cassette Grille	 UTG-UKYC-W  UTG-UKYA-B				● UTG-UKYC-W UTG-UKYA-B																				
	Auto Louver Grille Kit							● UTD-GXTA-W, UTD-GXTB-W (18), UTD-GXTC-W (24)																		
	Long Life Filter									● UTD-LF25NA	● UTD-LF60KA															
	Flange									● UTD-SF045T UTD-RF204						● UTD-RF204										
	Drain Pump Unit									● UTZ-PX1NBA						● UTR-DPB24T										
	Wide Panel			● UTG-AKXA-W UTG-AGYA-W		● UTG-AKXA-W																				
	Panel Spacer	 24.2 mm Panel spacer		● UTG-BKXA-W UTG-BGYA-W		● UTG-BKXA-W																				
	Fresh Air Intake Kit	 For Compact Cassette  For Cassette	● UTZ-VXAA	● UTZ-VXRA		● UTZ-VXRA																				
	Air Outlet Shutter Plate	 For Compact Cassette  For Cassette	● UTR-YDZB	● UTR-YDZK		● UTR-YDZK																				
	Insulation for High Humidity	 For Compact Cassette type/ Cassette type	● UTZ-KXGC	● UTZ-KXRA	● UTZ-KXRA	● UTZ-KXRA																				
	Half Concealed Kit	 This kit is used to half conceal floor type indoor unit into the wall.											● UTR-STA													

Interface

Type			Indoor unit																					
			Cassette					Duct						Floor		Ceiling/ Floor	Ceiling	Wall Mounted						
			4-way Compact	4-way		Circular Flow		Mini (With drain pump)	Slim (With drain pump)	Medium Static Pressure	High Static Pressure			——	EEV external			——	EEV external	——	EEV external			
			AUXB 04GBLH, AUXB 07/09/12/14/18/24 GALH	AUXD 18/24 GALH	AUXA 18/24/30/34/36/45/54GALH	AUXM 018/024/030GLAH	AUXK 018/024/030/034/036/045/054GLAH	ARXK 04/07/09/12/14/18/24GCLH	ARXD 04/07/09/12/14/18/24GALH	ARXA 24/30/36/45GBLH	ARXC36 GBTH, ARXC45/60 GATH	ARXC72/ 90GBTH, ARXC96 GATH	AGYA 004/007/009/012/014GCAH	AGYE 004/007/009/012/014GCAH	ABYA 12/14/18/24GATH	ABYA 30/36/45/54GATH	ASYA 004/007/009 GTAH	ASYE 004/007/009 GTAH	ASYA 12/14 GACH	ASYE 12/14 GACH	ASYA 18/24 GBCH	ASYA 030/034 GTAH
Interface	Wireless LAN Interface					● UTY-TFSXZ1							● UTY-TFSXZ1				● UTY-TFSXZ1					● UTY-TFSXZ1
			● FJ-RC-WIFI-1					● FJ-RC-WIFI-1							● FJ-RC-WIFI-1				● FJ-RC-WIFI-1			
	KNX Convertor		● UTY-VKSX																			
	KNX Interface		● FJ-RC-KNX-1i					● FJ-RC-KNX-1i							● FJ-RC-KNX-1i				● FJ-RC-KNX-1i			
	MODBUS Convertor		● UTY-VMSX																			
	MODBUS Interface		● FJ-RC-MBS-1						● FJ-RC-MBS-1						● FJ-RC-MBS-1				● FJ-RC-MBS-1			
	External Switch Controller		● UTY-TERX																			

External Input and Output Function/External Connect Kit/Communication Kit

Type			Indoor unit						Outdoor unit				Controller		Other
			Cassette	Duct					VR-II	V-III	V-III Tropical	V-II	Central Remote Controller	Touch Panel Controller	RB Unit
			4-way Compact, 4-way, Circular Flow	Mini (With drain pump), Slim (With drain pump), Medium Static Pressure, High Static Pressure	Floor, Floor EEV external	Ceiling/ Floor	Ceiling	Wall Mounted, Wall Mounted EEV external	AJYA 072/090/108/126/144 GALH	AJY 072/090/108/126/144/162 LNLBH	AJY 072/090/108/126/144/162 LALBH	AJYA 72/90/108/126/144 LALH	UTY-DCGY	UTY-DTGYZ1	UTP-RX01AH UTP-RX01BH UTP-RX01CH UTP-RX04BH
Function	Input	Operation / Stop	●UTY-XWZXZD ○UTY-XWZXZB												
		All On / All Off											●UTY-XWZXZ7 ○UTY-XWZXZ8	●*2 ○*2	
		Batch Stop							●UTY-XWZXZ6						
		Forced Stop	●UTY-XWZXZD ○UTY-XWZXZB												
		Emergency Stop	●UTY-XWZXZD ○UTY-XWZXZB						●UTY-XWZXZ6				●UTY-XWZXZ7 ○UTY-XWZXZ8	●*2 ○*2	
		Forced Thermostat off	●UTY-XWZXZE ○UTY-XWZXZ7												
		Low Noise Mode Operation							●UTY-XWZXZ6						
		Cooling/ Heating Priority								●UTY-XWZXZ6					●UTY-XWZXZ6 ○UTY-XWZXZB
		Outdoor Unit Operation Peak Control							●UTY-XWZXZ6						
		Power Usage Information from Electricity Meter							●UTY-XWZXZF					●*2 ○*2	
	Output	Operation Status	●UTY-XWZXZC						○UTY-XWZXZ6				○UTY-XWZXZA		
		Error Status	●UTY-XWZXZC						○UTY-XWZXZ6				○UTY-XWZXZA		
		Indoor Unit Fun Operation Status	●UTY-XWZXZC												
		Auxiliary Heater Output		●UTY-XWZXZC											
		Base Heater							●UTY-XWZXZ9						

*2: Touch Panel Controller has these functions for Dry contact and Apply voltage, however, above External Connect Kit is not necessary because Touch Panel Controller has an external input terminal block.

●: Dry Contact ○: Apply Voltage

Others

Communication system

External Connect Kit

For Indoor unit

UTY-XWZXZ7



UTY-XWZXZB



UTY-XWZXZC



UTY-XWZXZD



UTY-XWZXZE



For Outdoor unit

UTY-XWZXZ6



UTY-XWZXZ9



UTY-XWZXZF



For RB unit

UTY-XWZXZ6



UTY-XWZXZB



For Central Remote Controller

UTY-XWZXZ7



UTY-XWZXZ8



UTY-XWZXZA



For Touch Panel Controller

UTY-XWZXZA



For LARGE VRF

Separation Tube

UTP-AX054A



UTP-AX090A



UTP-AX180A



UTP-AX567A



UTP-BX090A



UTP-BX180A



UTP-BX567A



UTP-LX180A
For DX-Kit



Header

UTR-H0906L / UTR-H1806L



UTR-H0908L / UTR-H1808L

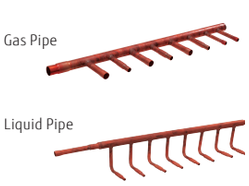

UTR-J0906A / UTR-J1806A



UTP-J0908A / UTP-J1808A



For LARGE VRF

Outdoor Unit Branch Kit

UTP-CX567A



UTP-DX567A



EV Kit

Model code ≦ 09 : UTR-EV09XB
Model code ≧ 12 : UTR-EV14XB
For Compact Wall Mounted type



RB Unit

UTP-RX01AH / UTP-RX01BH / UTP-RX01CH
Single type



UTP-RX04BH
Multi type



Specifications

Separation Tube

Model name	UTP-AX054A	UTP-AX090A	UTP-AX180A	UTP-AX567A
Total cooling capacity of indoor unit (kW)	19.6 or less	28.0 or less	28.1 to 56.0	56.1 or more

Model name	UTP-BX090A	UTP-BX180A	UTP-BX567A
Total cooling capacity of indoor unit (kW)	28.0 or less	28.1 to 56.0	56.1 or more

Header

Model name	3-6 Branches	UTR-H0906L	UTR-H1806L
	3-8 Branches	UTR-H0908L	UTR-H1808L
Total cooling capacity of indoor unit (kW)		28.0 or less	28.1 to 56.0

Model name	3-6 Branches	UTP-J0906A	UTP-J1806A
	3-8 Branches	UTP-J0908A	UTP-J1808A
Total cooling capacity of indoor unit (kW)		28.0 or less	28.1 to 56.0

Outdoor unit Branch kit

Model name		UTP-CX567A (for V-II/V-III/V-III Tropical)	UTP-DX567A (for VR-II)
Number of outdoor unit	2 outdoor units	1	
	3 outdoor units	2	

EV Kit

Model name	UTR-EV09XB		UTR-EV14XB	
Application model	ASYE004GTAH ASYE007GTAH ASYE009GTAH	AGYE004GCAH AGYE007GCAH AGYE009GCAH	ASYE12GACH ASYE14GACH	AGYE012GCAH AGYE014GCAH

RB Unit

Type		Single type			Multi type
Model name		UTP-RX01AH	UTP-RX01BH	UTP-RX01CH	UTP-RX04BH
Power source	V/Ø/Hz	230/ 1 / 50			
Input power	W	17	24	31	96
Number of branches		1	1	1	4
Maximum capacity of connectable indoor units (Q)	kW	Q ≦ 8.0	Q ≦ 18.0	Q ≦ 28.0	Q ≦ 56.1*1
Maximum capacity of connectable indoor units per branch (Q)	kW	Q ≦ 8.0	Q ≦ 18.0	Q ≦ 28.0	Q ≦ 18.0
Maximum number of connectable indoor units per branch		3	8	8	8
Dimensions (H×W×D)	mm	198×298×268			260×658×428

*1: In case of two RB units connected in series (total 8-branches), maximum capacity of connectable indoor units is up to 56.0 kW.

RESIDENTIAL

152 SOLUTIONS
154 CORE TECHNOLOGY

SPLIT
160 PRODUCT LINEUP
162 Feature Explanation & Summary
164 Wall Mounted Flagship Range Series nocria X
166 Wall Mounted Designer Range Series
- High Spec & Design
- High COP

172 Wall Mounted Standard Range Series
- High Efficiency & Comfort
- Comfort for Large Room

176 Wall Mounted ECO Range Series
178 Floor
180 Mini Duct
182 Slim Duct

MULTI SPLIT
186 PRODUCT LINEUP
188 2 & 3-4 Rooms Multi
190 5-6 Rooms Multi
192 8 Rooms Multi
194 Indoor Units for MULTI SPLIT Specifications
196 Multi Combination Table

OPTIONAL PARTS
216 Optional Parts List/Function List







RESIDENTIAL
SOLUTIONS





HOUSING

An air conditioner that is people-friendly is also environment-friendly. Fujitsu General offers a broad lineup of products from large living rooms to bedrooms and children's rooms. We make your room more comfortable with a wide range of air conditioner types from ceiling wall type with automatic filters and cleaning functions to wall mounted type that improve the air cleaning function.

RESIDENTIAL SOLUTIONS

HOUSING

Fujitsu General provides the products that match spaces and the rhythm of life from living rooms where the whole family relaxes to small rooms such as bedrooms and children's rooms.

Various indoor units suitable for the characteristics of each room



1 For Large Living Rooms

Comfortable in every corner even in large living rooms and unusually shaped rooms



2 Good Design Model

High performance and low noise model with an emphasis on its design



3 Easy Installation

Installation with an emphasis on the interior is possible without overly lowering the ceiling.

For HOUSE



For LARGE APARTMENT





4 For Small Space

Flexible installation is possible in bedrooms and rooms where you don't want to hang on the wall.

NEW



NEW



5 For Bed Room or Home Office

High performance and compact design model for compact spaces such as bed room or home office.

Outdoor units suitable for residential environments

NEW



6 5-6 Rooms Multi

Lineup of multi type for air conditioning from 2 rooms to 6 rooms with one outdoor unit in apartments where it is difficult to secure space for the installation of outdoor units





7 Central Remote Controller

For 5-6 & 8 Rooms Multi

Up to 8 units can be controlled with a residential home controller. Of course, individual control is also possible.

CORE TECHNOLOGY

High Efficiency

Optimized Inverter Control

i-PAM (IPM*+PAM) inverter control

i-PAM inverter control is a technology which reduces loss by adjusting the current waveform to a better sine waveform. This promotes the effective use of the input power supply to attain high performance.

IPM*: Intelligent Power Module

V-PAM (Vector + I-PAM) inverter control

V-PAM inverter control reduces the effects of magnetic flux and increases the maximum speed and efficiency of the compressor by vector control technology. With this technology, further miniaturization, higher efficiency, and better performance are attained.



All DC Inverter Technology

DC twin rotary compressor

The high efficiency DC inverter type "2-cylinder rotary compressor" is used for our product ranges. It has achieved higher energy efficiency compared with similar compressors by optimizing the structure inside the compressor.

DC fan motor

DC fan motor produces high power, wide operation range, and high efficiency.

Sine-wave DC inverter control

High efficiency operation is realized by using a sine wave DC inverter control.



High Efficiency Heat Exchanger

High density multi-path heat exchanger

Heat exchange performance is substantially improved by thin and high-density heat exchanger and multi-path efficiency technology.

High performance sub-cool heat exchanger

Higher performance achieved by mounting of counter type bypass circuit. (Large multi type, VRF)

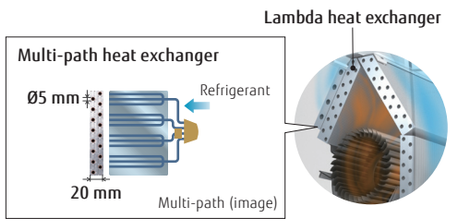

High Energy Saving

Human sensor control

Human sensor catches movements of people in a room, and operates with lower capacity when people leave the room.

When people come back to the room, it automatically returns to the previous operating mode.

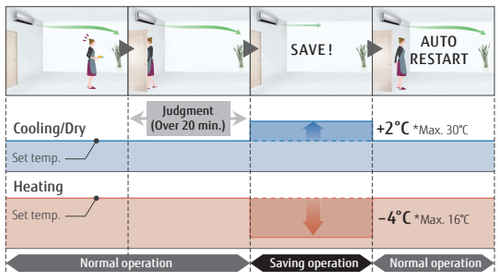

Economy operation

Limits the maximum operation current, and the power consumption is cut down and the maximum load is suppressed.

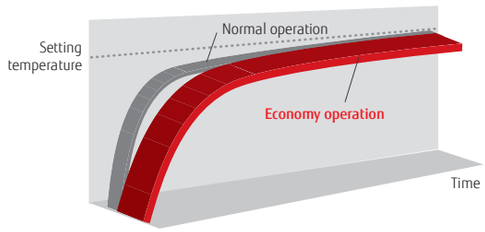

Room temperature set point limitation

The minimum and maximum temperature range can be set giving further energy saving while considering the comfort of the occupants.

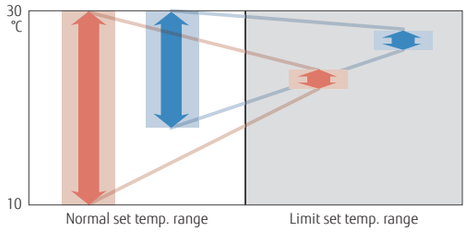

Set temperature auto return

- The setting temperature automatically returns to the previous setting temperature.
- The time range in which the set temperature can be changed is 10 to 120 minutes.

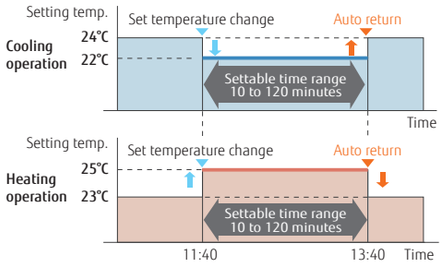

Auto-off timer

- The indoor unit is turned off automatically when it reaches to the preset operating time frame.
- The time frame of the "Auto off timer" can be flexibly scheduled.
- Off time can be set from 30 to 240 minutes.

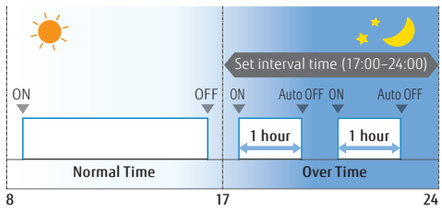



Powerful Heating

High heating capacity is realized even at low outdoor temperature by mounting a large heat exchanger or large DC rotary compressor and developing high performance inverter PCB

Quick Comfort

Power diffuser

Precision wind direction control is realized and ventilation efficiency is also improved by 3 technologies. Our airflow control makes your environment more comfortable.

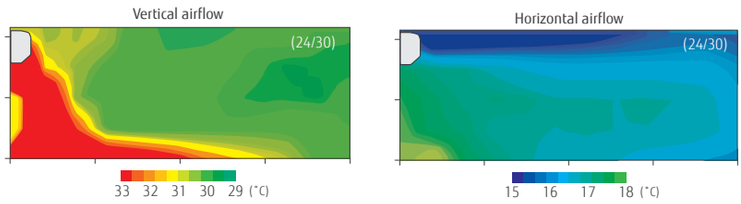

Powerful operation

Continuous operation by maximum airflow and maximum compressor speed after a certain period of time allows the temperature to reach the setting temp. quickly.

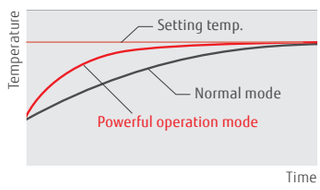

10°C Heat operation

When you leave, minimum heating operation is performed to maintain the room temperature. (Maintained at 10°C)

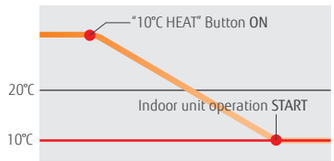

Quiet and Comfort Control

Outdoor unit low noise operation

Users can choose low noise levels, depending on the installation environment. The operation time can be set using the timer.

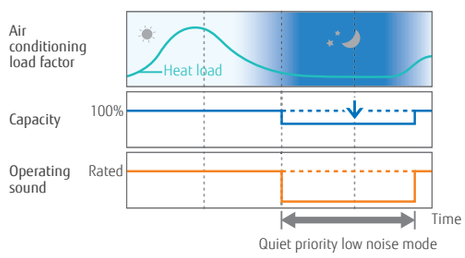

Auto-changeover function

At Auto setting, the cooling/heating mode is automatically switched according to the set temperature and room temperature.

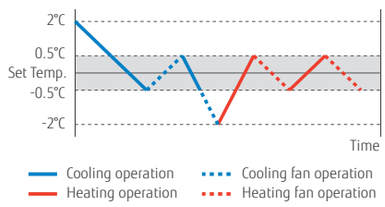

SPLIT
For Residential





RESIDENTIAL

SPLIT

160 PRODUCT LINEUP
162 Feature Explanation & Summary
164 Wall Mounted Flagship Range Series
nocria™X
166 Wall Mounted Designer Range Series
• High Spec & Design
• High COP
172 Wall Mounted Standard Range Series
• High Efficiency & Comfort
• Comfort for Large Room
176 Wall Mounted ECO Range Series
178 Floor
180 Mini Duct
182 Slim Duct

SPLIT Indoor Units

Type	Series	BTU 7	BTU 9	BTU 12
NEW	Flagship Range Series nocria X Page 164		 ASYG09KXCA	 ASYG12KXCA
NEW	Designer Range Series High Spec & Design Page 166	 ASYG07KGTA*	 ASYG09KGTA*	 ASYG12KGTA*
	Designer Range Series High Spec & Design Page 168		 ASYG09LTCA	 ASYG12LTCA
	Designer Range Series High COP Page 170	 ASYG07LUCA	 ASYG09LUCA	 ASYG12LUCA
NEW	Standard Range Series High Efficiency & Comfort Page 172	 ASYG07LMCE	 ASYG09LMCE	 ASYG12LMCE
	Standard Range Series Comfort for Large Room Page 174			
NEW	ECO Range Series Compact & Comfort Page 176	 ASYG07LLCE	 ASYG09LLCE	 ASYG12LLCE
	Floor Compact & Comfort Page 178		 AGYG09LVCA	 AGYG12LVCA
NEW	Mini Duct Page 180			 ARYG12LSLAP*
	Slim Duct Page 182			 ARYG12LLTB

FUJITSU GENERAL (Euro) GmbH participates in the ECP programme for AIR CONDITIONERS. Check ongoing validity of certificate: www.eurovent-certification.com or using www.certiflash.com
* Models so marked are not ECC certified.

BTU			
14	18	24	30
 ASYG14KGTA*			
 ASYG14LUCA			
 ASYG14LMCE			
	 ASYG18LFCA	 ASYG24LFCC	 ASYG30LFCA
 AGYG14LVCA			
 ARYG14LSLAP*	 ARYG18LSLAP*		
 ARYG14LLTB	 ARYG18LLTB		

SPLIT and MULTI SPLIT Feature Explanation

Energy Saving Function



Dual side fans
The comfortable space can be created with Hybrid Airflow, which combines different temperatures of air current and velocities.



Save human sensor
Human sensor detects the movement of people in the room and judges whether the energy saving operation.



Economy mode
Thermostat setting automatically changes according to the temperature to avoid unnecessary cooling and heating.



Room temperature set point limitation
The minimum and maximum temperature range can be set giving further energy saving while considering the comfort of the occupants.



Set temperature auto return
The setting temperature automatically returns to the previously set temperature.

Comfortable Function



Powerful heating
Keeping the rated heating capacity even when the outdoor ambient temperature is -7°C.



Power diffuser
An additional louver that opens based on monitoring sensors to quickly enhance immediate comfort needs.



Powerful mode
Operation at maximum air flow and compressor speed, and quickly makes the room comfortable.



10°C HEAT operation
The room temperature can be set to go no lower than 10°C, thus ensuring that the room does not get too cold when not occupied.



Low noise mode
Sound noise level of outdoor unit can be selected.



Auto-changeover
The unit automatically switches between heating and cooling modes based on your temperature setting and the room temperature.



Up/down swing flaps
The up/down flaps automatically swing up and down.



Double swing automatic
Complex swing action of flaps enables automatically to swing both horizontal and vertical directions.



Automatic fan speed
The micro-computer automatically adjusts the airflow effectively to follow the changes of room temperature.



Auto restart
In the event of a temporary power failure, the air conditioner will automatically restart in the same operating mode as before, once power supply is restored.



Fresh air intake
Fresh air can be taken in by a fan which can be connected using external control unit.

Convenient Function



Auto off timer
Automatically stops operation when a fixed time has elapsed from the start of operation.



Sleep timer
The micro-computer gradually changes the room temperature automatically to afford a comfortable night's sleep.



Program timer
This digital timer allows selection of one of four options:
ON, OFF, ON » OFF or OFF « ON.



Weekly timer
Different ON-OFF times can be set for each day.



Weekly + setback timer
Weekly + Setback timer can set temperature for two times spans and for each day of the week.



Filter sign
Indicates the filter cleaning period by lamp.



External error output



External ON/OFF input



Wireless LAN control
The exclusive Wi-Fi adaptor enables to operate the air conditioner by smartphone or tablet PC from outside.

Clean Function



Plasma air clean
The electrostatic precipitator removes dust particles such as pollens and house dust. It is washable and can be always maintained clean.



Filter auto clean
The dust collected by the air filter is automatically removed. A routine disposal of the dust stored in the dust box is necessary.



Ion deodorization filter
The filter deodorizes by powerfully decomposing absorbed odors using the oxidizing and reducing effects of ions generated by the ultra-fine-particle ceramic.



Apple-catechin filter
The Apple-catechin filter uses static electricity to clean fine particles and dust in the air.



Washable panel
Since the front panel is easy to remove, maintenance is also easy.

Installation



Drain pump as standard



Blue fin



All DC models



i-PAM control models
i-PAM inverter control is a technology which reduces loss by adjusting the current waveform to a better sine waveform.



V-PAM control models
V-PAM inverter control reduces the effects of magnetic flux and increases the maximum speed and efficiency of the compressor by vector control technology.

SPLIT and MULTI SPLIT Feature Summary

	Type	Wall Mounted							Floor	Duct	
		Flagship Range	Designer Range			Standard Range		ECO Range		Mini (With drain pump)	Slim (With drain pump)
	Model No.	ASYG09/12 KXCA	ASYG07/09/12/ 14KGTA	ASYG09/12 LTCA	ASYG07/09/ 12/14LUCA	ASYG07/09/ 12/14LMCE	ASYG18/30 LFCA, ASYG24LFCC	ASYG07/09/ 12LLCE	AGYG09/12/ 14LVCA	ARYG12/14/ 18LSLAP	ARYG12/14/ 18LLTB
Energy Saving Function	Dual side fans	●									
	Save human sensor	●	●	●							
	Economy mode	●	●	●	●	●	●	●	●	●	●
	Room temperature set point limitation		○	○	○	○	○		○	●	○
	Set temperature auto return		○	○	○	○	○		○	●	○
Comfortable Function	Powerful heating			●							
	Power diffuser	●				●	●				
	Powerful mode	●	●	●	●	●		●			
	10°C HEAT operation	●	●	●	●	●	●		●	○	○
	Low noise mode	●	●	●	●	●					
	Auto-changeover	●	●	●	●	●	●	●	●	●	●
	Up/down swing flaps		●	●	●	●		●	●	○	○
	Double swing automatic	●					●				
	Automatic fan speed	●	●	●	●	●	●	●	●	●	●
	Auto restart	●	●	●	●	●	●	●	●	●	●
	Fresh air intake										○
Convenient Function	Auto off timer		○	○	○	○	○		○	●	○
	Sleep timer	●	●	●	●	●	●	●	●	○	○
	Program timer	●	●	●	●	●	●	●	●	○	○
	Weekly timer		●	●	●					●	
	Weekly + setback timer		○	○	○	○	○		○		●
	Filter sign		○	●	●	●	●	●	●	●	●
	External error output		○	○	○	○	○			○	
	External ON/OFF input		●	○	○	○	○		○	●	○
	Wireless LAN control	●	○	○	○	○	○		○	○	○
Clean Function	Plasma air clean	●									
	Filter auto clean	●									
	Ion deodorization filter		○	●	●	●	●		●		
	Apple-catechin filter		○	●	●	●	●		●		
	Washable panel					●	●	●	●		
Installation	Drain pump as standard									●	●
	Blue fin						● (30)				

○: Optional function

NEW Wall Mounted Flagship Range

nocria™ X



ALL DC

Dual | Save | Economy | Diffuser | Powerful | 10°C HEAT | LowNoise | Auto Changeover | Double | Adjust | Restart | Sleep | Program | LAN | Plasma | Auto

Features

Comfortable airflow control to prevent the body from being exposed to airflow

WORLD'S FIRST *1 DUAL BLASTER

The comfortable space can be created with Hybrid Airflow, which combines different temperatures of air current and velocities.



*1: Announced 2012. In room air conditioner for the home (Our company's investigation)

Filter Auto Clean

WORLD'S FIRST *2

Dust on the filter is automatically removed to prevent power from being wasted by the clogged filter.

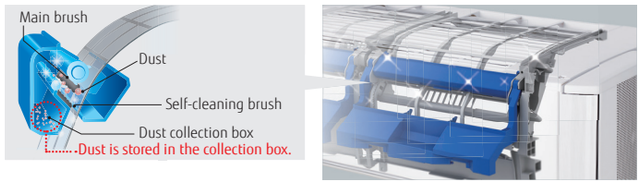

*2: Announced 2002. In room air conditioner for the home (our company's investigation)

Plasma Air Clean

Air is cleaned with an electric dust collecting technology. Pollen, house dust and other tiny pollutants are collected and removed with static electricity.



Human Sensor

The Human sensor detects movement of people in a room and operates at reduced capacity when people leave the room. When people return to the room, the system automatically returns to the previous room settings.

Rank A+++ SEER 8.5 *3 SCOP 5.1 *3

*3: All classes

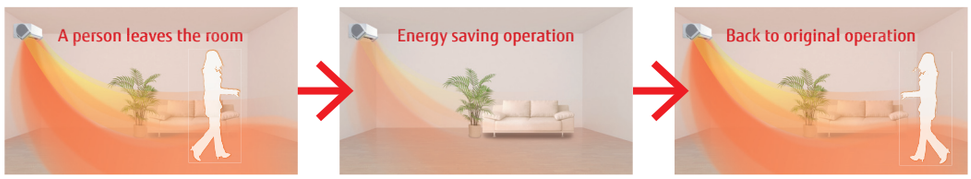

Model: ASYG09KXCA / ASYG12KXCA





Wireless R.C.



Wireless
LAN Interface







Specifications

Model No.	Indoor unit			ASYG09KXCA	ASYG12KXCA
	Outdoor unit			AOYG09KXCA	AOYG12KXCA
Power Source				Single-phase, ~230V, 50Hz	
Capacity	Cooling		kW	2.5 (0.6-3.5)	3.4 (0.6-5.3)
	Heating			3.6 (0.6-7.1)	5.0 (0.6-9.0)
Input Power	Cooling/Heating		kW	0.460/0.630	0.670/1.020
EER	Cooling		W/W	5.45	5.09
COP	Heating			5.72	4.90
Pdesign	Cooling/Heating(-10°C)		kW	2.5/3.4	3.4/3.5
SEER	Cooling		W/W	8.50	8.50
SCOP	Heating (Average)			5.10	5.10
Energy Efficiency Class	Cooling			A+++	A+++
	Heating (Average)			A+++	A+++
Max. Operating Current	Cooling/Heating		A	8.5/14.0	9.0/16.0
Annual Energy Consumption	Cooling		kWh/a	103	140
	Heating			934	961
Moisture Removal			l/h	1.1	1.2
Sound Pressure Level	Indoor (Cooling)	H/M/L/Q	dB(A)	46/42/38/28	46/42/38/28
	Indoor (Heating)	H/M/L/Q		48/43/39/30	48/43/39/30
	Outdoor(Cooling/Heating)	High		40/41	44/43
Sound Power Level	Indoor(Cooling/Heating)	High		58/62	58/62
	Outdoor(Cooling/Heating)	High		53/57	57/57
Airflow Rate	Indoor / Outdoor (Cooling)	High	m^3/h	670/1,975	670/2,230
	Indoor / Outdoor (Heating)			810/1,820	810/1,975
Net Dimensions H x W x D	Indoor		mm	293×786×378	
Weight			kg(lbs)	20 (44)	
	Outdoor		mm	704×820×315	
			kg(lbs)	41 (90)	
Connection Pipe Diameter (Liquid / Gas)			mm	6.35/9.52	
Drain hose Diameter (I.D./O.D.)				13.8 / 15.8 to 16.7	
Max Pipe Length (Pre-Charge)			m	15 (15)	
Max Height Difference				10	
Operation Range	Cooling		°CDB	-10 to 43	
	Heating			-15 to 24	
Refrigerant	Type (Global Warming Potential)			R32 (675)	
	Charge		kg(CO2eq-T)	1.30 (0.9)	

Dimensions

(Unit : mm)

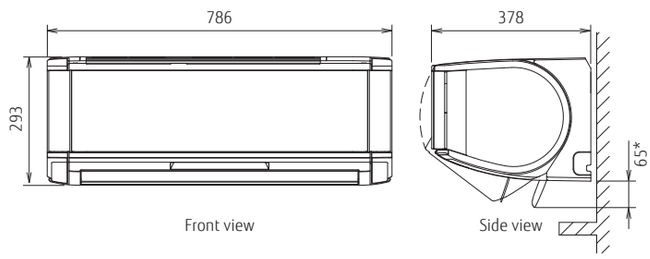

*Dimensions in case of air flowing downward

NEW Wall Mounted Designer Range High Spec & Design



Features

Slim & stylish square design

Slim and stylish square design is realized by high density multi-path heat exchanger and high efficiency wind blower.



High seasonal efficiency

Human sensor catches movements of people in a room, and operates with lower capacity when people leave the room. When people come back to the room, it automatically returns to previous operating mode.



*1
Rank A+++
SEER 8.5*1
SCOP 5.1*1
*1: 07, 09, 12 class



Silent model

19dB(A)

Smartphone Control (Option)

Easy air conditioner control from inside or outside the house and office using the Smartphones, Tablets, and PC.
(Supplied loose as standard for site installation).



Wireless LAN Interface
The exclusive Wi-Fi adaptor enables to operate the air conditioner by smartphone or tablet PC from outside.

Model: ASYG07KGTA / ASYG09KGTA / ASYG12KGTA / ASYG14KGTA





Wireless R.C.





Specifications

Model No.	Indoor unit			ASYG07KGTA	ASYG09KGTA	ASYG12KGTA	ASYG14KGTA
	Outdoor unit			AOYG07KGCA	AOYG09KGCA	AOYG12KGCA	AOYG14KGCA
Power Source				Single-phase, ~230V, 50Hz			
Capacity	Cooling		kW	2.0	2.5	3.4	4.2
	Heating			2.5	2.8	4.0	5.4
Input Power	Cooling/Heating		kW	0.440/0.500	0.555/0.560	0.805/0.990	1.175/1.350
EER	Cooling		W/W	4.55	4.50	4.22	3.57
COP	Heating			5.00	5.00	4.04	4.00
Pdesign	Cooling/Heating(-10°C)		kW	2.00/2.30	2.50/2.40	3.40/2.50	4.20/4.00
SEER	Cooling		W/W	8.50	8.50	8.50	7.10
SCOP	Heating (Average)			5.10	5.10	5.10	4.30
Energy Efficiency Class	Cooling			A+++	A+++	A+++	A++
	Heating (Average)			A+++	A+++	A+++	A+
Max. Operating Current	Cooling/Heating		A				
Annual Energy Consumption	Cooling		kWh/a				
	Heating						
Moisture Removal			l/h				
Sound Pressure Level	Indoor (Cooling)	H/M/L/Q	dB(A)	43/ / /	43/ / /	43/ / /	
	Indoor (Heating)	H/M/L/Q		43/ / /	43/ / /	43/ / /	
	Outdoor(Cooling/Heating)	High					
Sound Power Level	Indoor(Cooling/Heating)	High					
	Outdoor(Cooling/Heating)	High					
Airflow Rate	Indoor / Outdoor	High	m^3/h				
Net Dimensions H x W x D	Indoor		mm	270×834×215			
Weight			kg(lbs)				
	Outdoor		mm	540×799×290			
			kg(lbs)				
Connection Pipe Diameter (Liquid / Gas)			mm	6.35/9.52			
Drain hose Diameter (I.D./O.D.)							
Max Pipe Length (Pre-Charge)			m	20 (15)			
Max Height Difference				15			
Operation Range	Cooling		°CDB	-10 to 46			
	Heating			-15 to 24			
Refrigerant	Type (Global Warming Potential)			R32 ( )	R32 ( )	R32 ( )	R32 ( )
	Charge		kg(CO2eq-T)	0.77 (0.5)	0.77 (0.5)	0.89 (0.6)	0.94 (0.6)

tentative

Optional parts

Wired Remote Controller: UTY-RNRYZ2, UTY-RLRY

Simple Remote Controller: UTY-RSNYM

Communication kit: UTY-XCBXZ2

Dimensions

(Unit : mm)

Wall Mounted Designer Range High Spec & Design



Features

Thin & Slim design

Thin and slim design is realized by high density multi-path heat exchanger and high efficiency wind blower.



H282 X W870 X D185 185 mm

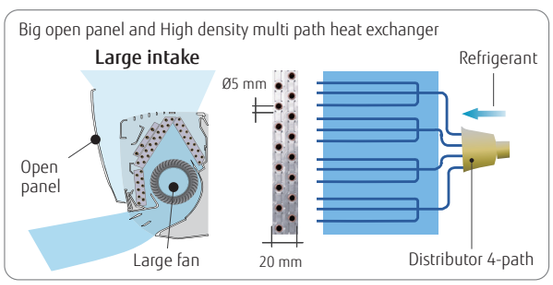

Human sensor

Human sensor catches movements of people in a room, and operates with lower capacity when people leave the room. When people come back to the room, it automatically returns to previous operating mode.

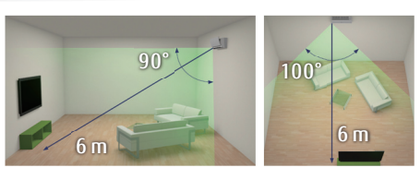

Powerful heating

Rated heating capacity is maintained up to an outdoor temperature lower than -7 °C. This new model can operate even at -20 °C low outdoor temperature.

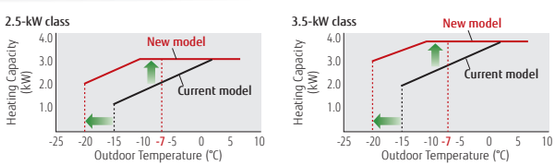

3 Mode timer (Weekly/Program/Sleep)

Weekly timer can be easily set by wireless remote controller. ON, OFF can be set up to 4 times in 1 day and up to 28 times in 1 week. For other modes, program timer and sleep timer can be also selected by one push.



Low ambient operation

-20°C
at Heating

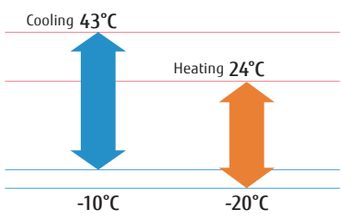

Model: ASYG09LTCA / ASYG12LTCA

product design award 2012

GOOD DESIGN

reddot design award winner 2012





Wireless R.C.



For ASYG09LTCA



For ASYG12LTCA

Specifications

Model No.	Indoor unit			ASYG09LTCA	ASYG12LT CA
	Outdoor unit			AOYG09LTC	AOYG12LTC
Power Source				Single-phase, ~230V, 50Hz	
Capacity	Cooling		kW	2.5 (0.9-3.5)	3.5 (1.1-4.0)
	Heating			3.2 (0.9-5.4)	4.0 (0.9-6.5)
Input Power	Cooling/Heating		kW	0.505/0.660	0.850/0.910
EER	Cooling		W/W	4.95	4.12
COP	Heating			4.85	4.40
Pdesign	Cooling/Heating(-10°C)		kW	2.5/3.0	3.5/4.0
SEER	Cooling		W/W	8.50	8.50
SCOP	Heating (Average)			4.60	4.60
Energy Efficiency Class	Cooling			A+++	A+++
	Heating (Average)			A++	A++
Max. Operating Current	Cooling/Heating		A	6.5/9.0	9.0/10.5
Annual Energy Consumption	Cooling		kWh/a	103	144
	Heating			912	1217
Moisture Removal			l/h	1.3	1.8
Sound Pressure Level	Indoor (Cooling)	H/M/L/Q	dB(A)	42/36/32/21	43/37/32/21
	Indoor (Heating)	H/M/L/Q		42/37/32/21	43/38/32/21
	Outdoor(Cooling/Heating)	High		48/50	48/49
Sound Power Level	Indoor(Cooling/Heating)	High		59/61	60/62
	Outdoor(Cooling/Heating)	High		63/65	64/65
Airflow Rate	Indoor / Outdoor	High	m^3/h	800/1,700	850/2,050
Net Dimensions H x W x D	Indoor		mm	282×870×185	282×870×185
Weight			kg(lbs)	9.5 (21)	9.5 (21)
	Outdoor		mm	540×790×290	620×790×290
			kg(lbs)	33 (73)	40 (88)
Connection Pipe Diameter (Liquid / Gas)			mm	6.35/9.52	6.35/9.52
Drain hose Diameter (I.D./O.D.)				13.8/15.8 to 16.7	13.8/15.8 to 16.7
Max Pipe Length (Pre-Charge)			m	20 (15)	20 (15)
Max Height Difference				15	15
Operation Range	Cooling		°CDB	-10 to 43	-10 to 43
	Heating			-20 to 24	-20 to 24
Refrigerant	Type (Global Warming Potential)			R410A (2,088)	R410A (2,088)
	Charge		kg(CO2eq-T)	1.05 (2.2)	1.20 (2.5)

Optional parts

Wired Remote Controller: UTY-RNNYM / UTY-RVNYM

Simple Remote Controller: UTY-RSNYM

Communication kit: UTY-TWBXF

Dimensions

(Unit : mm)

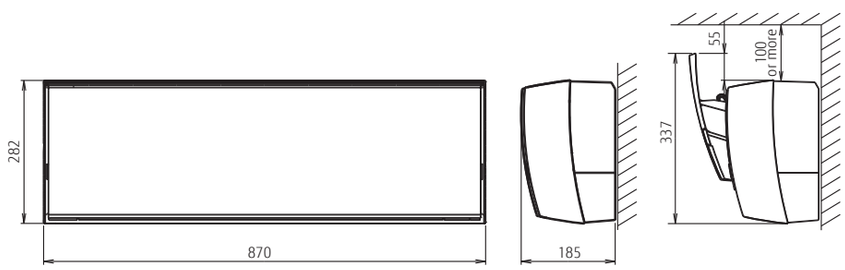

RESIDENTIAL

Wall Mounted Designer Range High COP



Features

Thin & Slim design

Thin and slim design is realized by Ø5 mm heat exchanger and high efficiency wind blower.



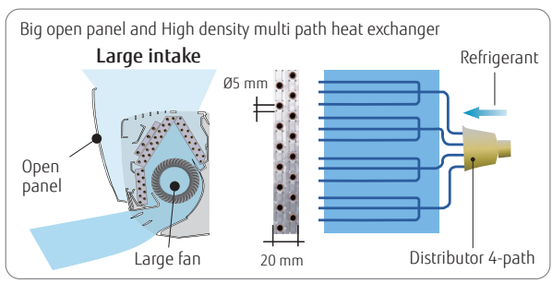

Powerful operation

20 minutes continuous operation by maximum airflow and maximum compressor speed is possible. Rapid cooling and heating makes the room comfortable quickly.

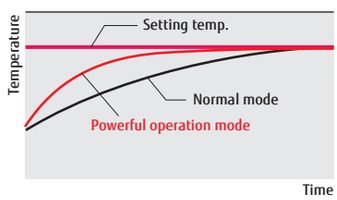

3 Mode timer (Weekly/Program/Sleep)

Weekly timer can be easily set by wireless remote controller. ON, OFF can be set up to 4 times in 1 day and up to 28 times in 1 week. For other modes, program timer and sleep timer can be also selected by one push.



10°C HEAT Operation

The room temperature can be set to go no lower than 10°C, thus ensuring that the room does not get too cold when not occupied.
*Only available with Wireless RC.

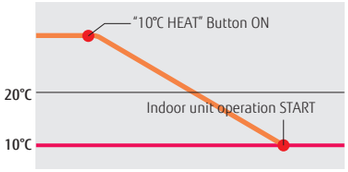

Low ambient operation

-15°C
at Heating

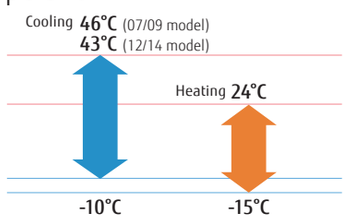

Model: ASYG07LUCA / ASYG09LUCA / ASYG12LUCA / ASYG14LUCA

product design award 2012

GOOD DESIGN

reddot design award winner 2012





Wireless R.C.



For ASYG07/09LUCA



For ASYG12/14LUCA

Specifications

Model No.	Indoor unit			ASYG07LUCA	ASYG09LUCA	ASYG12LUCA	ASYG14LUCA
	Outdoor unit			AOYG07LUCA	AOYG09LUCB	AOYG12LUC	AOYG14LUC
Power Source				Single-phase, ~230V, 50Hz			
Capacity	Cooling		kW	2.0 (0.5-3.0)	2.5 (0.5-3.2)	3.5 (0.9-4.0)	4.2 (0.9-5.0)
	Heating			3.0 (0.5-4.0)	3.2 (0.5-4.2)	4.0 (0.9-5.6)	5.4 (0.9-6.0)
Input Power	Cooling/Heating		kW	0.460/0.660	0.555/0.680	0.905/0.930	1.235/1.380
EER	Cooling		W/W	4.35	4.50	3.87	3.40
COP	Heating			4.55	4.71	4.30	3.91
Pdesign	Cooling/Heating(-10°C)		kW	2.0/2.6	2.5/2.8	3.5/3.9	4.2/4.8
SEER	Cooling		W/W	7.20	7.10	7.05	6.78
SCOP	Heating (Average)			4.10	4.10	4.00	4.00
Energy Efficiency Class	Cooling			A++	A++	A++	A++
	Heating (Average)			A+	A+	A+	A+
Max. Operating Current	Cooling/Heating		A	6.0/7.5	6.0/7.5	6.5/9.0	9.0/10.5
Annual Energy Consumption	Cooling		kWh/a	97	123	174	217
	Heating			887	956	1363	1677
Moisture Removal			l/h	1.0	1.3	1.8	2.1
Sound Pressure Level	Indoor (Cooling)	H/M/L/Q	dB(A)	38/35/31/21	42/36/32/21	43/37/32/21	45/40/33/25
	Indoor (Heating)	H/M/L/Q		38/35/31/21	42/37/32/21	43/38/32/21	45/40/34/27
Sound Power Level	Outdoor(Cooling/Heating)	High		46/46	48/48	50/50	50/50
	Indoor(Cooling/Heating)	High		57/59	59/61	60/62	60/64
	Outdoor(Cooling/Heating)	High		58/58	60/60	65/65	65/65
Airflow Rate	Indoor / Outdoor	High	m^3/h	680/1,720	800/1,720	850/1,940	900/1,940
Net Dimensions H x W x D	Indoor		mm	282×870×185	282×870×185	282×870×185	282×870×185
Weight			kg(lbs)	9.5 (21)	9.5 (21)	9.5 (21)	9.5 (21)
	Outdoor		mm	540×660×290	540×660×290	540×790×290	540×790×290
			kg(lbs)	23 (51)	25 (55)	33 (73)	34 (75)
Connection Pipe Diameter (Liquid / Gas)			mm	6.35/9.52	6.35/9.52	6.35/9.52	6.35/12.7
Drain hose Diameter (I.D./O.D.)				13.8/15.8 to 16.7	13.8/15.8 to 16.7	13.8/15.8 to 16.7	13.8/15.8 to 16.7
Max Pipe Length (Pre-Charge)			m	20 (15)	20 (15)	20 (15)	20 (15)
Max Height Difference				15	15	15	15
Operation Range	Cooling		°CDB	-10 to 46	-10 to 46	-10 to 43	-10 to 43
	Heating			-15 to 24	-15 to 24	-15 to 24	-15 to 24
Refrigerant	Type (Global Warming Potential)			R410A (2,088)	R410A (2,088)	R410A (2,088)	R410A (2,088)
	Charge		kg(CO2eq-T)	0.70 (1.5)	0.85 (1.8)	1.05 (2.2)	1.05 (2.2)

Optional parts

Wired Remote Controller: UTY-RNNYM, UTY-RVNYM

Simple Remote Controller: UTY-RSNYM

Communication kit: UTY-TWBXF

Dimensions

(Unit : mm)

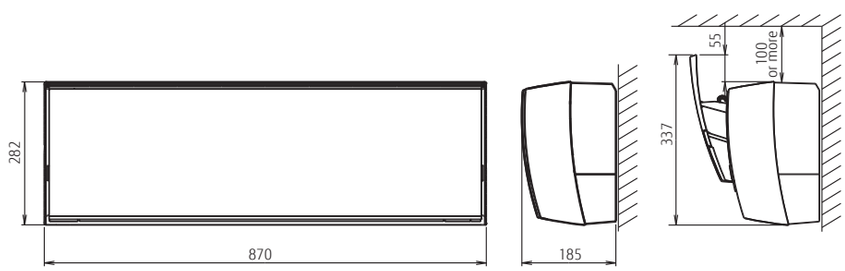

RESIDENTIAL

NEW Wall Mounted Standard Range High Efficiency & Comfort

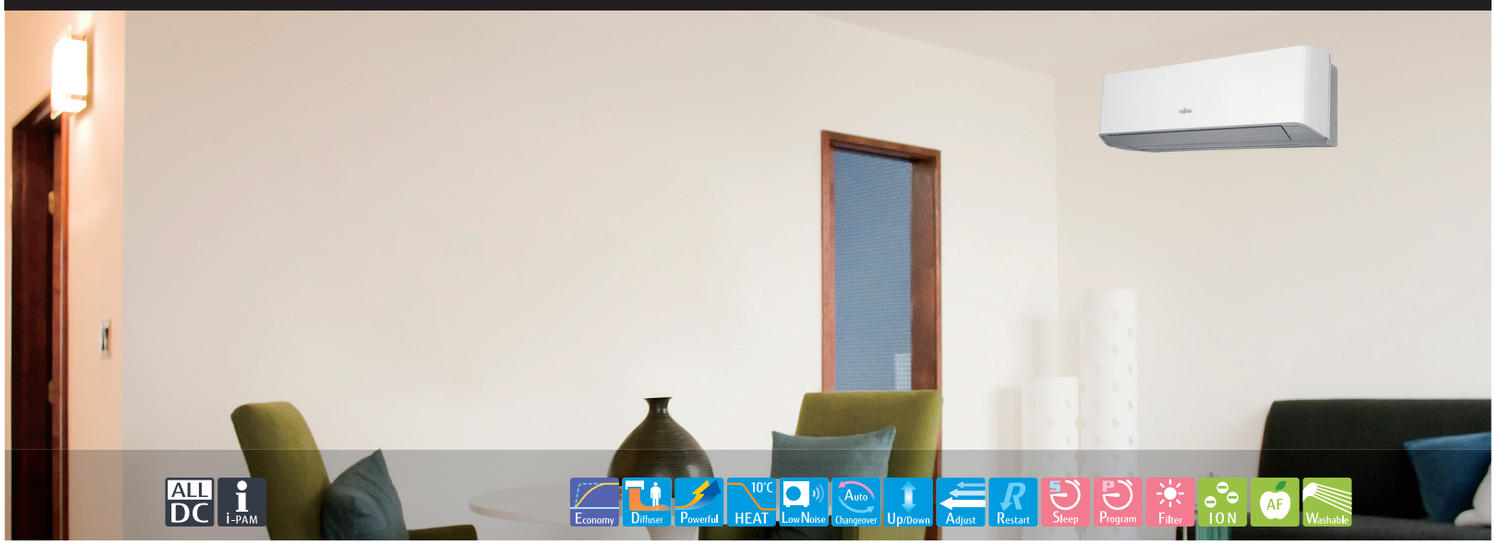

Features

High efficient compact design



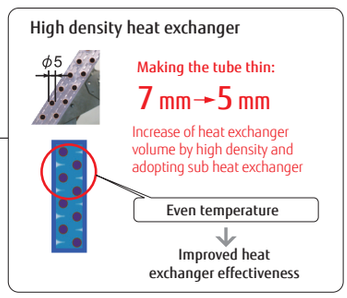

More comfort airflow

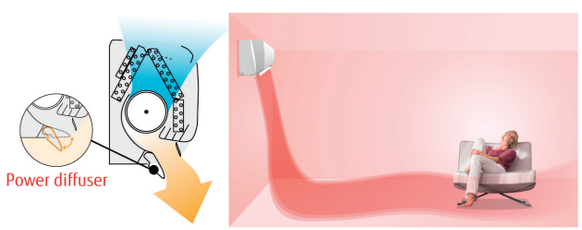

Vertical airflow provides powerful floor level heating



Horizontal airflow does not blow cool air directly at the occupants in the room.

Powerful operation

20 minutes continuous operation by maximum airflow and maximum compressor speed is possible. Rapid cooling and heating makes the room comfortable quickly.

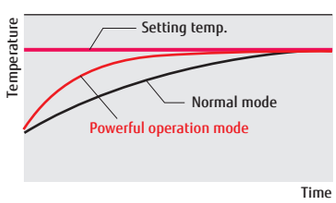

Low noise mode for outdoor unit

Low noise mode of outdoor unit can be selected by wireless remote controller.

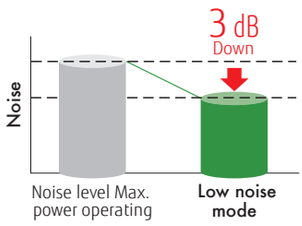

Model: ASYG07LMCE / ASYG09LMCE / ASYG12LMCE / ASYG14LMCE





Wireless R.C.



For AOYG07/09/12LMCE



For AOYG14LMCE

Specifications

Model No.	Indoor unit			ASYG07LMCE	ASYG09LMCE	ASYG12LMCE	ASYG14LMCE
	Outdoor unit			AOYG07LMCE	AOYG09LMCE	AOYG12LMCE	AOYG14LMCE
Power Source				Single-phase, ~230V, 50Hz			
Capacity	Cooling		kW	2.0(0.5-3.0)	2.5(0.5-3.2)	3.4(0.9-3.9)	4.0(0.9-4.4)
	Heating			3.0(0.5-3.4)	3.2(0.5-4.0)	4.0(0.9-5.3)	5.0(0.9-6.0)
Input Power	Cooling/Heating		kW	0.465/0.685	0.65/0.73	0.97/1.02	1.135/1.365
EER	Cooling		W/W	4.30	3.85	3.50	3.52
COP	Heating			4.38	4.38	3.92	3.66
Pdesign	Cooling/Heating(-10°C)		kW	2.0/2.3	2.5/2.4	3.4/3.5	4.0/3.9
SEER	Cooling		W/W	6.80	7.00	7.00	6.90
SCOP	Heating (Average)			4.10	4.10	4.00	4.00
Energy Efficiency Class	Cooling			A++	A++	A++	A++
	Heating (Average)			A+	A+	A+	A+
Max. Operating Current	Cooling/Heating		A	6.0/7.5	6.0/7.5	6.5/9.0	9.0/10.5
Annual Energy Consumption	Cooling		kWh/a	103	125	170	203
	Heating			786	820	1225	1365
Moisture Removal			l/h	1.0	1.3	1.8	2.1
Sound Pressure Level	Indoor (Cooling)	H/M/L/Q	dB(A)	43/40/32/21	43/40/32/21	43/40/32/21	44/40/33/25
	Indoor (Heating)	H/M/L/Q		43/38/33/22	43/38/33/22	43/38/33/22	44/40/35/27
	Outdoor(Cooling/Heating)	High		45/45	45/45	50/50	50/50
Sound Power Level	Indoor(Cooling/Heating)	High		59/59	59/59	59/59	60/60
	Outdoor(Cooling/Heating)	High		58/56	58/56	61/61	65/65
Airflow Rate	Indoor / Outdoor	High	m^3/h	750/1670	750/1670	750/1830	750/1800
Net Dimensions H x W x D	Indoor		mm	270×870×204	270×870×204	270×870×204	270×870×204
Weight			kg(lbs)	8.5(19)	8.5(19)	8.5(19)	8.5(19)
	Outdoor		mm	535×663×293	535×663×293	535×663×293	540×790×290
			kg(lbs)	21(46)	21(46)	26(57)	34(75)
Connection Pipe Diameter (Liquid / Gas)			mm	6.35/9.52	6.35/9.52	6.35/9.52	6.35/12.7
Drain hose Diameter (I.D./O.D.)				13.8/15.8 to 16.7	13.8/15.8 to 16.7	13.8/15.8 to 16.7	13.8/15.8 to 16.7
Max Pipe Length (Pre-Charge)			m	20(15)	20(15)	20(15)	20(15)
Max Height Difference				15	15	15	15
Operation Range	Cooling		°CDB	-10 to 43	-10 to 43	-10 to 43	-10 to 43
	Heating			-15 to 24	-15 to 24	-15 to 24	-15 to 24
Refrigerant	Type (Global Warming Potential)			R410A(2,088)	R410A(2,088)	R410A(2,088)	R410A(2,088)
	Charge		kg(CO2eq-T)	0.70 (1.5)	0.70 (1.5)	0.85 (1.8)	1.05 (2.2)

Optional parts

Wired Remote Controller: UTY-RNNYM, UTY-RVNYM

Simple Remote Controller: UTY-RSNYM

Communication kit: UTY-XCBXZ2

Dimensions

(Unit : mm)

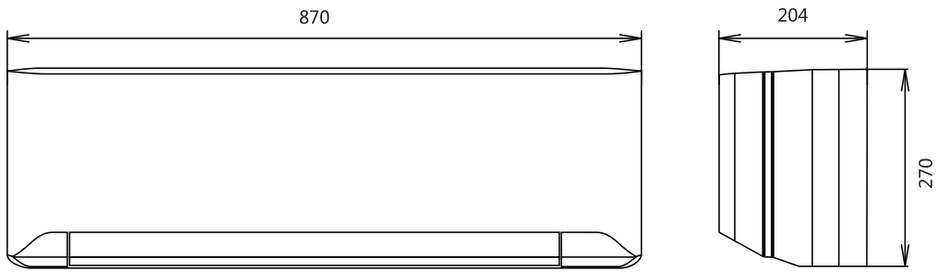

Wall Mounted Standard Range Comfort for Large Room



Features

"Vertical airflow" provides powerful floor level heating

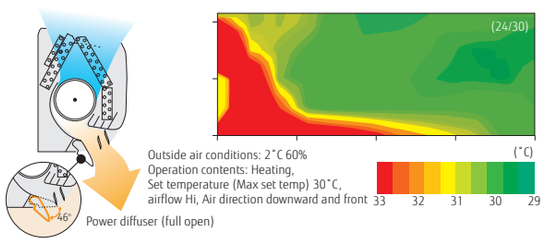

"Horizontal airflow" does not blow cool air directly at the occupants in the room

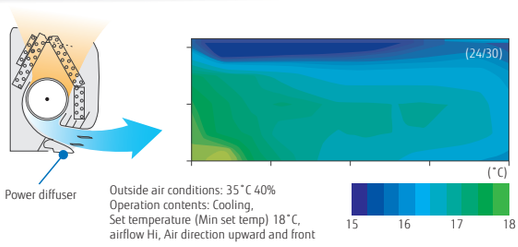

Air conditioner filter features



Ion Deodorization Filter

The filter deodorizes by powerfully decomposing absorbed odors using the oxidizing and reducing effects of ions generated by the ultra-fine-particle ceramic.

Using different filters at both sides



Apple-catechin Filter

The Apple-catechin filter uses static electricity to clean fine particles and dust in the air.

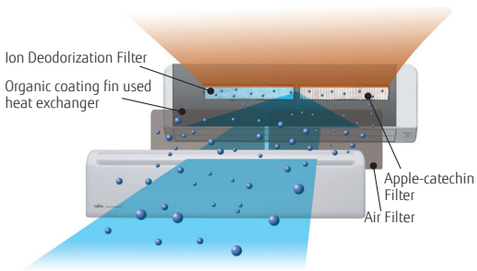

Flexible Installation

	18 type	24 type	30 type
Max. Piping Length	25 m	30 m	50 m
Max. Height	20 m	20 m	30 m

Low ambient operation

-15°C
at Heating

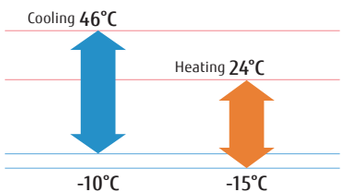

Model: ASYG18LFCA / ASYG24LFCC / ASYG30LFCA





Wireless R.C.



For ASYG18LFCA, ASYG24LFCC



For ASYG30LFCA

Specifications

Model No.	Indoor unit			ASYG18LFCA	ASYG24LFCC	ASYG30LFCA
	Outdoor unit			AOYG18LFC	AOYG24LFCC	AOYG30LFT
Power Source				Single-phase, ~230V, 50Hz		
Capacity	Cooling		kW	5.2 (0.9-6.0)	7.1 (0.9-8.0)	8.0 (2.9-9.0)
	Heating			6.3 (0.9-9.1)	8.0 (0.9-10.6)	8.8 (2.2-11.0)
Input Power	Cooling/Heating		kW	1.52/1.71	2.20/2.21	2.49/2.44
EER	Cooling		W/W	3.42	3.23	3.21
COP	Heating			3.68	3.61	3.61
Pdesign	Cooling/Heating(-10°C)		kW	5.2/5.9	7.1/7.1	8.0/8.0
SEER	Cooling		W/W	6.94	6.11	5.69
SCOP	Heating (Average)			3.87	3.80	3.80
Energy Efficiency Class	Cooling			A++	A++	A+
	Heating (Average)			A	A	A
Max. Operating Current	Cooling/Heating		A	9.0/12.5	13.5/18.5	17.0/19.0
Annual Energy Consumption	Cooling		kWh/a	262	406	492
	Heating			2130	2610	2941
Moisture Removal			l/h	2.6	2.7	3.2
Sound Pressure Level	Indoor (Cooling)	H/M/L/Q	dB(A)	43/37/33/26	49/42/37/32	48/42/37/33
	Indoor (Heating)	H/M/L/Q		42/37/33/25	48/42/37/32	49/42/37/33
	Outdoor(Cooling/Heating)	High		50/51	55/56	53/56
Sound Power Level	Indoor(Cooling/Heating)	High		58/58	64/64	64/64
	Outdoor(Cooling/Heating)	High		65/-	68/-	68/-
Airflow Rate	Indoor / Outdoor	High	m^3/h	900/2150	1120/2460	1100/3600
Net Dimensions H x W x D	Indoor		mm	320×998×238	320×998×238	320×998×238
Weight			kg(lbs)	14 (31)	14 (31)	14 (31)
	Outdoor		mm	620×790×290	620×790×290	830×900×330
			kg(lbs)	41 (90)	41 (90)	61 (135)
Connection Pipe Diameter (Liquid / Gas)			mm	6.35/12.7	6.35/15.88	9.52/15.88
Drain hose Diameter (I.D./O.D.)				12/16	12/16	12/16
Max Pipe Length (Pre-Charge)			m	25 (15)	30 (15)	50 (20)
Max Height Difference				20	20	30
Operation Range	Cooling		°CDB	-10 to 46	-10 to 46	-10 to 46
	Heating			-15 to 24	-15 to 24	-15 to 24
Refrigerant	Type (Global Warming Potential)			R410A (2,088)	R410A (2,088)	R410A (2,088)
	Charge		kg(CO2eq-T)	1.20 (2.5)	1.80 (3.8)	2.1 (4.4)

Optional parts

Wired Remote Controller: UTY-RNNYM, UTY-RVNYM

Simple Remote Controller: UTY-RSNYM

Dimensions

(Unit : mm)

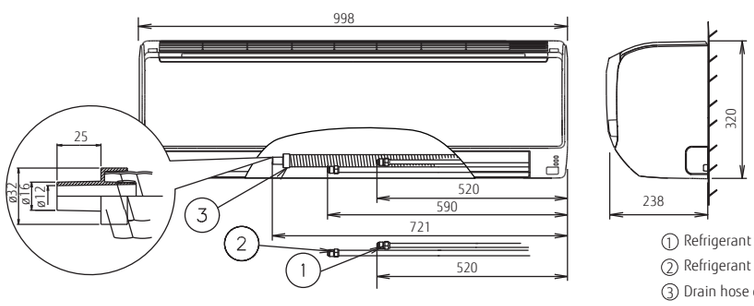

① Refrigerant pipe flare connection (Liquid)
② Refrigerant pipe flare connection (Gas)
③ Drain hose connection (Drain hose)

RESIDENTIAL

NEW Wall Mounted ECO Range Compact & Comfort



Features

High efficient compact design

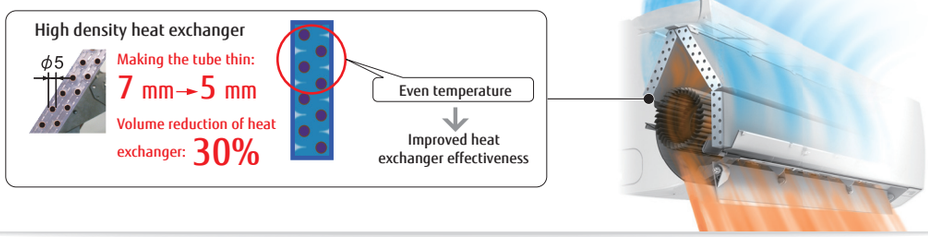

ON-OFF Programmable timer

You can set an integrated ON-OFF or OFF-ON timer suitable for your life style. (Setting time: 0.5, 1, 1.5, 2, 2.5, -----9.5, 10, 11, 12 hours)

From wake up to go to work

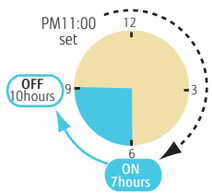

ON-OFF timer

From sleep to wake up

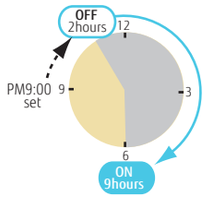

OFF-ON timer

Powerful operation

20 minutes continuous operation by maximum airflow and maximum compressor speed is possible. Rapid cooling and heating makes the room comfortable quickly.

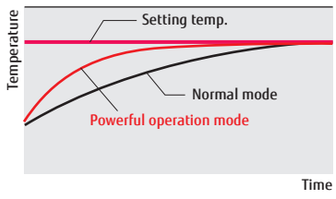

Economy operation

Setting temp. is shifted by 1°C automatically.

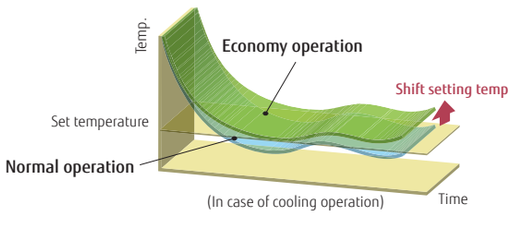

Low ambient operation

-15°C
at Heating

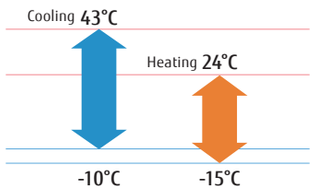

Model: ASYG07LLCE / ASYG09LLCE / ASYG12LLCE





Wireless R.C.



Specifications

Model No.	Indoor unit			ASYG07LLCE	ASYG09LLCE	ASYG12LLCE
	Outdoor unit			AOYG07LLCE	AOYG09LLCE	AOYG12LLCE
Power Source				Single-phase, ~230V, 50Hz		
Capacity	Cooling		kW	2.0(0.9-2.8)	2.5(0.9-3.0)	3.4(0.9-3.8)
	Heating			2.7(0.9-3.6)	3.0(0.9-3.8)	4.0(0.9-5.0)
Input Power	Cooling/Heating		kW	0.470/0.620	0.730-0.740	1.080/1.130
EER	Cooling		W/W	4.26	3.42	3.15
COP	Heating			4.35	4.05	3.54
Pdesign	Cooling/Heating(-10°C)		kW	2.0/2.2	2.5/2.3	3.4/3.2
SEER	Cooling		W/W	6.70	6.90	6.60
SCOP	Heating (Average)			4.00	4.00	3.80
Energy Efficiency Class	Cooling			A++	A++	A++
	Heating (Average)			A+	A+	A
Max. Operating Current	Cooling/Heating		A	6.0/7.5	6.0/7.5	6.5/9.0
Annual Energy Consumption	Cooling		kWh/a	104	127	180
	Heating			770	805	1,179
Moisture Removal			l/h	1.0	1.3	1.8
Sound Pressure Level	Indoor (Cooling)	H/M/L/Q	dB(A)	43/38/33/22	43/38/33/22	43/38/33/22
	Indoor (Heating)	H/M/L/Q		43/38/33/22	43/38/33/22	43/38/33/22
	Outdoor(Cooling/Heating)	High		47/48	47/48	50/51
Sound Power Level	Indoor(Cooling/Heating)	High		59/60	59/60	59/60
	Outdoor(Cooling/Heating)	High		61/61	61/61	65/65
Airflow Rate	Indoor / Outdoor	High	m^3/h	720/1,670	720/1,670	720/1,830
Net Dimensions H x W x D	Indoor		mm	262×820×206	262×820×206	262×820×206
Weight			kg(lbs)	7.0(15)	7.0(15)	7.0(15)
	Outdoor		mm	535×663×293	535×663×293	535×663×293
			kg(lbs)	24(53)	24(53)	26(57)
Connection Pipe Diameter (Liquid / Gas)			mm	6.35/9.52	6.35/9.52	6.35/9.52
Drain hose Diameter (I.D./O.D.)				13.8/15.8 to 16.7	13.8/15.8 to 16.7	13.8/15.8 to 16.7
Max Pipe Length (Pre-Charge)			m	20(15)	20(15)	20(15)
Max Height Difference				15	15	15
Operation Range	Cooling		°CDB	-10 to 43	-10 to 43	-10 to 43
	Heating			-15 to 24	-15 to 24	-15 to 24
Refrigerant	Type (Global Warming Potential)			R410A(2,088)	R410A(2,088)	R410A(2,088)
	Charge		kg(CO2eq-T)	0.65(1.4)	0.65(1.4)	0.85(1.8)

Optional parts

Remote Controller Holder: UTZ-RXLA

Dimensions

(Unit : mm)

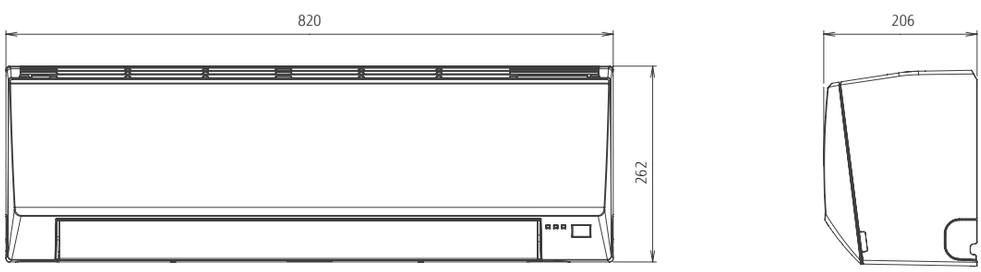

Floor Compact & Comfort



Features

2-Fan & Wide airflow

Individual vertical airflow by 2-fan can control the whole room comfortably.

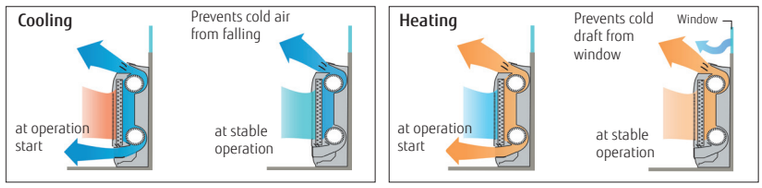

Flexible & easy installation

Due to compact and whole surface suction method model, floor, concealed, half concealed, or wall mounted installation can be available to match the room layout.

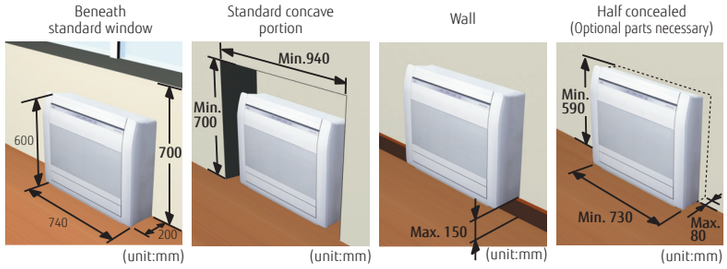

Flexible piping connection 6 direction of drain & piping

Drain horse and piping can be drawn flexibly in the right, left, side, and down directions

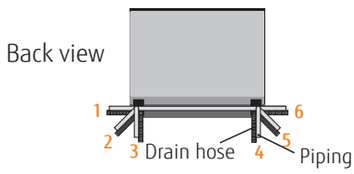

10°C HEAT Operation

The room temperature can be set to go no lower than 10°C, thus ensuring that the room does not get too cold when not occupied

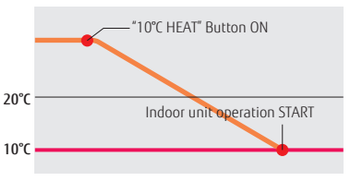

Low ambient operation

-15°C
at Heating

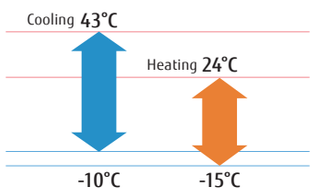

Model: AGYG09LVCA / AGYG12LVCA / AGYG14LVCA





Wireless R.C.



For AGYG09/12LVCA



For AGYG14LVCA

Specifications

Model No.	Indoor unit			AGYG09LVCA	AGYG12LVCA	AGYG14LVCA
	Outdoor unit			AOYG09LVCA	AOYG12LVCA	AOYG14LVLA
Power Source				Single-phase, ~230V, 50Hz		
Capacity	Cooling		kW	2.6 (0.9-3.5)	3.5 (0.9-4.0)	4.2 (0.9-5.0)
	Heating			3.5 (0.9-5.5)	4.5 (0.9-6.6)	5.2 (0.9-8.0)
Input Power	Cooling/Heating		kW	0.53/0.79	0.94/1.19	1.14/1.44
EER	Cooling		W/W	4.91	3.72	3.68
COP	Heating			4.43	3.78	3.61
Pdesign	Cooling/Heating(-10°C)		kW	2.6/2.9	3.5/3.8	4.2/4.7
SEER	Cooling		W/W	7.00	6.50	6.40
SCOP	Heating (Average)			4.20	4.00	4.00
Energy Efficiency Class	Cooling			A++	A++	A++
	Heating (Average)			A+	A+	A+
Max. Operating Current	Cooling/Heating		A	7.0/10.0	7.0/10.0	9.0/13.5
Annual Energy Consumption	Cooling		kWh/a	130	188	230
	Heating			967	1330	1645
Moisture Removal			l/h	1.3	1.8	2.1
Sound Pressure Level	Indoor (Cooling)	H/M/L/Q	dB(A)	40/35/29/22	40/35/29/22	44/38/31/22
	Indoor (Heating)	H/M/L/Q		40/35/29/22	40/35/29/22	43/37/29/22
	Outdoor(Cooling/Heating)	High		47/48	48/49	50/50
Sound Power Level	Indoor(Cooling/Heating)	High		55/56	55/56	58/58
	Outdoor(Cooling/Heating)	High		64/65	64/65	65/66
Airflow Rate	Indoor / Outdoor	High	m^3/h	570/1680	570/1680	650/1910
Net Dimensions H x W x D	Indoor		mm	600×740×200	600×740×200	600×740×200
Weight			kg(lbs)	14 (31)	14 (31)	14 (31)
	Outdoor		mm	540×790×290	540×790×290	578×790×300
			kg(lbs)	36 (79)	36 (79)	40 (88)
Connection Pipe Diameter (Liquid / Gas)			mm	6.35/9.52	6.35/9.52	6.35/12.7
Drain hose Diameter (I.D./O.D.)				13.8/15.8 to 16.7	13.8/15.8 to16.7	13.8/15.8 to 16.7
Max Pipe Length (Pre-Charge)			m	20 (15)	20 (15)	20 (15)
Max Height Difference				15	15	15
Operation Range	Cooling		°CDB	-10 to 43	-10 to 43	-10 to 43
	Heating			-15 to 24	-15 to 24	-15 to 24
Refrigerant	Type (Global Warming Potential)			R410A (2,088)	R410A (2,088)	R410A (2,088)
	Charge		kg(CO2eq-T)	1.05 (2.2)	1.05 (2.2)	1.15 (2.4)

Optional parts

Wired Remote Controller: UTY-RNNYM, UTY-RVNYM

Simple Remote Controller: UTY-RSNYM

Half Concealed Kit: UTR-STA

Dimensions

(Unit : mm)

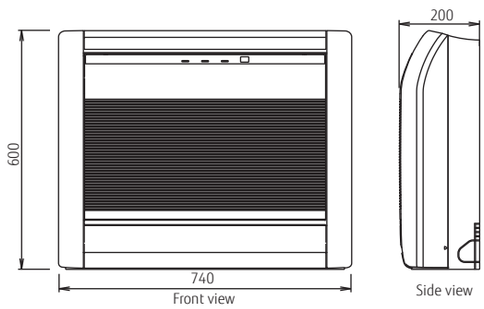

NEW Mini Duct Built-in Drain Pump



Features

Large living space available

- Installation space can be reduced down to minimum depth 450 mm height 198 mm and compact design
- Minimum size: Depth 450 mm, Height 198 mm Volume 27% down compared with current model
- Lightweight: 15.5 kg 18% down (12/14 class)

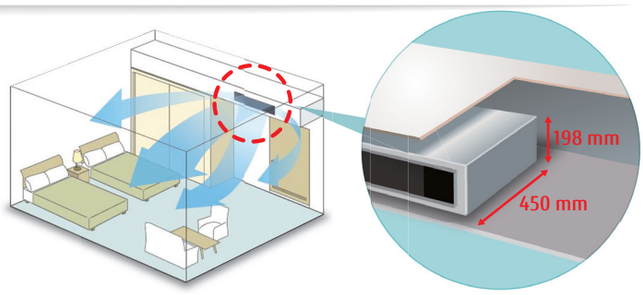

Optimum airflow path and low noise operation

Low noise is realized drastically by stabilized airflow design

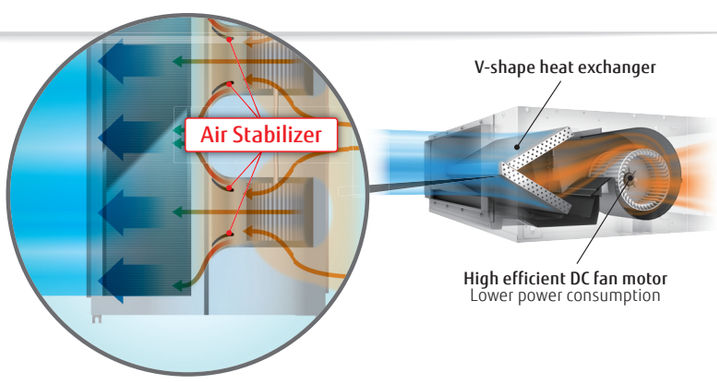

Easy design and maintenance for drain

By using the DC fan motor, it is possible to change the static pressure range from 0 to 50 Pa*.
The change of static pressure range is possible by remote controller.
*: 0 to 30 Pa. (12)

Built-in drain pump as standard:
Maintenance is easy

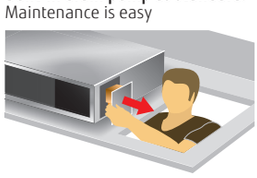

Parts can be replaced from the side of the body where maintenance is easier

Auto Louver Grille Kit (Option)

- Thin design provides a comfortable living environment over a wide area.
- Automatic louver grille provides comfortable air conditioning all the way down to the floor and matches the interior design well. (Optional)



Model : ARYG12LSLAP / ARYG14LSLAP / ARYG18LSLAP



ARYG12/14LSLAP



ARYG18LSLAP



Wired R.C.



Specifications

Model No.	Indoor unit			ARYG12LSLAP	ARYG14LSLAP	ARYG18LSLAP
	Outdoor unit			AOYG12LALL	AOYG14LALL	AOYG18LALL
Power Source				Single-phase, ~230V, 50Hz		
Capacity	Cooling		kW	3.5 (0.9-4.4)	4.3 (0.9-5.4)	5.2 (0.9-5.9)
	Heating			4.1 (0.9-5.7)	5.0 (0.9-6.5)	6.0 (0.9-7.5)
Input Power	Cooling/Heating		kW	1.03/1.15	1.34/1.49	1.62/1.77
EER	Cooling		W/W	3.40	3.21	3.21
COP	Heating			3.56	3.35	3.38
Pdesign	Cooling/Heating(-10°C)		kW	3.5/4.2	4.3/4.5	5.2/5.2
SEER	Cooling		W/W	5.70	5.60	5.80
SCOP	Heating			3.90	3.80	3.80
Energy Efficiency Class	Cooling			A+	A+	A+
	Heating			A	A	A
Max. Operating Current	Cooling/Heating		A	7.5/10.0	9.0/12.5	9.0/12.5
Annual Energy Consumption	Cooling		kWh/a	215	269	314
	Heating			1505	1656	1914
Moisture Removal			l/h	1.2	1.4	1.8
Sound Pressure Level	Indoor (Cooling)	H/M/L/Q	dB(A)	31/27/25/23	35/30/27/23	33/29/26/23
	Indoor (Heating)	H/M/L/Q		31/27/25/23	35/30/27/23	33/29/26/23
	Outdoor(Cooling/Heating)	High		47/48	49/49	50/50
Sound Power Level	Indoor(Cooling/Heating)	High		55/57	60/62	58/59
	Outdoor(Cooling/Heating)	High		61/63	62/64	62/65
Airflow Rate	Indoor / Outdoor	High	m^3/h	650/1780	800/1910	940/2000
Static pressure range (Standard)			Pa	0 - 30 (10)	0 - 50 (15)	0 - 50 (15)
Net Dimensions H x W x D	Indoor		mm	198×700×450	198×700×450	198×900×450
Weight			kg(lbs)	15.5 (34)	15.5 (34)	18.5 (41)
	Outdoor		mm	578×790×300	578×790×300	578×790×300
			kg(lbs)	40 (88)	40 (88)	40 (88)
Connection Pipe Diameter (Liquid / Gas)			mm	6.35/9.52	6.35/12.70	6.35/12.70
Drain hose Diameter (I.D./O.D.)				25/32	25/32	25/32
Max Pipe Length (Pre-Charge)			m	25 (15)	25 (15)	25 (15)
Max Height Difference				15	15	15
Operation Range	Cooling		°CDB	-10 to 46	-10 to 46	-10 to 46
	Heating			-15 to 24	-15 to 24	-15 to 24
Refrigerant	Type (Global Warming Potential)			R410A (2,088)	R410A (2,088)	R410A (2,088)
	Charge		kg(CO2eq-T)	1.15 (2.4)	1.25 (2.6)	1.25 (2.6)

Optional parts

Wired Remote Controller: UTY-RLRY, UTY-RNRYZ2, UTY-RVNYM

Simple Remote Controller: UTY-RSNYM, UTY-RSRY

IR Receiver Kit: UTY-LBTYM

Remote Sensor Unit: UTY-XSZX

Auto Louver Grille Kit: UTD-GXTA-W (ARYG12/14LSLAP)

UTD-GXTB-W (ARYG18LSLAP)

External connect kit: UTY-XWZXZG

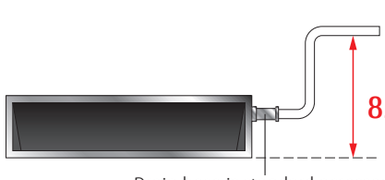

Drain hose is standard accessory

Dimensions

(Unit : mm)

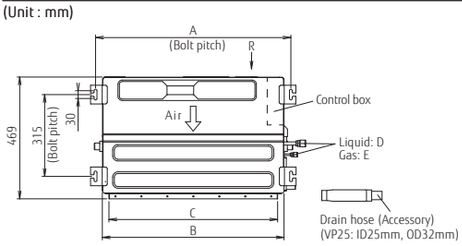

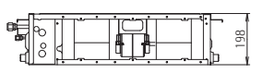

View R (Rear view)

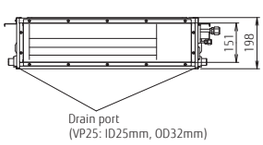

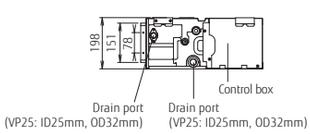

	ARYG12/14LSLAP	ARYG18LSLAP
A	752	952
B	700	900
C	650	850
D	6.35	9.52
E	12,7	15.88

RESIDENTIAL

Slim Duct Slim & Comfort



Features

Slim design

The slim design allows installations where ceilings are narrow.
Drain hose as standard accessory

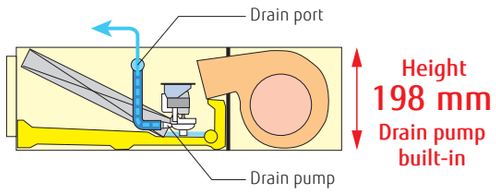

Flexible installation

2-type installation methods of ceiling concealed and floor concealed can be selected.

Ceiling concealed



Floor concealed



Selectable with a wide range of static pressure

By using the DC fan motor, it is possible to change the static pressure range from 0 to 90 Pa.
The change of static pressure range is possible by remote controller.



Static pressure range
0 to 90 Pa

Auto Louver Grille Kit (Option)

Simple flat Auto Louver will provide comfort airflow and harmonize with luxury interior.

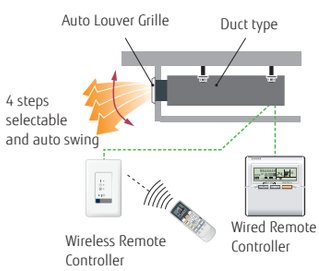

-15°C
at Heating

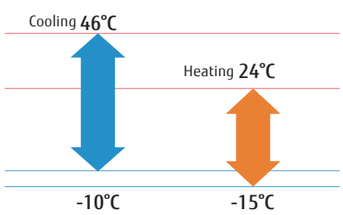

Model : ARYG12LLTB / ARYG14LLTB / ARYG18LLTB



ARYG12/14LLTB



ARYG18LLTB



Wired R.C.



Specifications

Model No.	Indoor unit			ARYG12LLTB	ARYG14LLTB	ARYG18LLTB
	Outdoor unit			AOYG12LALL	AOYG14LALL	AOYG18LALL
Power Source				Single-phase, ~230V, 50Hz		
Capacity	Cooling		kW	3.5 (0.9-4.4)	4.3 (0.9-5.4)	5.2 (0.9-5.9)
	Heating			4.1 (0.9-5.7)	5.0 (0.9-6.5)	6.0 (0.9-7.5)
Input Power	Cooling/Heating		kW	1.05/1.11	1.33/1.34	1.62/1.66
EER	Cooling		W/W	3.33	3.21	3.21
COP	Heating			3.69	3.71	3.61
Pdesign	Cooling/Heating(-10°C)		kW	3.5/4.2	4.3/4.5	5.2/5.2
SEER	Cooling		W/W	5.90	5.80	6.20
SCOP	Heating			4.00	3.90	4.10
Energy Efficiency Class	Cooling			A+	A+	A++
	Heating			A+	A	A+
Max. Operating Current	Cooling/Heating		A	7.5/10.0	9.0/12.5	9.0/12.5
Annual Energy Consumption	Cooling		kWh/a	207	259	293
	Heating			1467	1614	1774
Moisture Removal			l/h	1.3	1.5	2.0
Sound Pressure Level	Indoor (Cooling)	H/M/L/Q	dB(A)	29/28/26/25	32/30/28/26	32/30/29/27
	Indoor (Heating)	H/M/L/Q		29/28/26/24	32/30/28/25	32/30/29/27
	Outdoor(Cooling/Heating)	High		47/48	49/49	50/50
Sound Power Level	Indoor(Cooling/Heating)	High		58/58	60/60	58/58
	Outdoor(Cooling/Heating)	High		61/63	62/64	62/65
Airflow Rate	Indoor / Outdoor	High	m^3/h	650/1780	800/1910	940/2000
Static pressure range (Standard)			Pa	0 to 90 (25)	0 to 90 (25)	0 to 90 (25)
Net Dimensions H x W x D	Indoor		mm	198×700×620	198×700×620	198×900×620
Weight			kg(lbs)	19 (42)	19 (42)	23 (51)
	Outdoor		mm	578×790×300	578×790×300	578×790×300
			kg(lbs)	40 (88)	40 (88)	40 (88)
Connection Pipe Diameter (Liquid / Gas)			mm	6.35/9.52	6.35/12.70	6.35/12.70
Drain hose Diameter (I.D./O.D.)				25/32	25/32	25/32
Max Pipe Length (Pre-Charge)			m	25 (15)	25 (15)	25 (15)
Max Height Difference				15	15	15
Operation Range	Cooling		°CDB	-10 to 46	-10 to 46	-10 to 46
	Heating			-15 to 24	-15 to 24	-15 to 24
Refrigerant	Type (Global Warming Potential)			R410A (2,088)	R410A (2,088)	R410A (2,088)
	Charge		kg(CO2eq-T)	1.15 (2.4)	1.25 (2.6)	1.25 (2.6)

Optional parts

Wired Remote Controller: UTY-RNNYM, UTY-RVNYM

Simple Remote Controller: UTY-RSNYM

IR Receiver Kit: UTY-LRHYM

Remote Sensor Unit: UTY-XSZX

Auto Louver Grille Kit: UTD-GXTA-W (For ARYG12 / 14LLTB)
UTD-GXTB-W (For ARYG18LLTB)

External connect kit: UTD-ECS5A

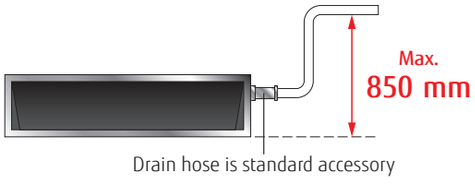

Drain hose is standard accessory

Dimensions

(Unit : mm)

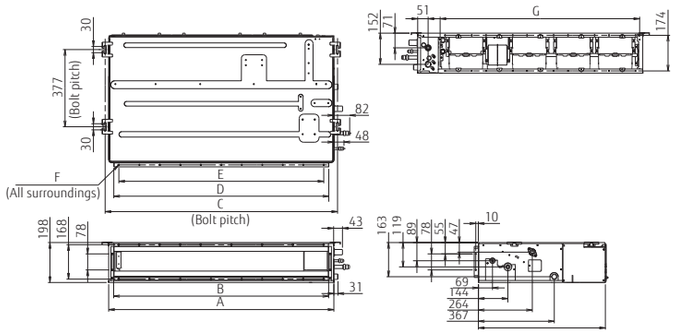

	ARYG12 / 14LLTB	ARYG18LLTB
A	700	900
B	650	850
C	734	934
D	650	850
E	P100x6=600	P100x8=800
F	18xØ5	22xØ5
G	574	774

RESIDENTIAL

MULTI SPLIT

For Residential





MULTI SPLIT

186 PRODUCT LINEUP
188 2 & 3-4 Rooms Multi
190 5-6 Rooms Multi
192 8 Rooms Multi
194 Indoor Units for MULTI SPLIT Specifications
196 Multi Combination Table

MULTI SPLIT Outdoor Units

FUJITSU GENERAL (Euro) GmbH participates in the ECP programme for AIR CONDITIONERS. Check ongoing validity of certificate: www.eurovent-certification.com or using www.certiflash.com
* Models so marked are not ECC certified.

		Indoor unit							
Model code		14	18		24	30	36	45	45
Cooling rated capacity(kW)		4	5	5.4	6.8	8	10	12.5	14
2 Rooms Multi Up to 2 units	 Outdoor unit	● AOYG 14LAC2	● AOYG 18LAC2						
3 Rooms Multi Up to 3 units	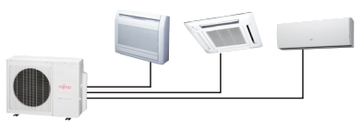 Outdoor unit			● AOYG 18LAT3*	● AOYG 24LAT3*				
4 Rooms Multi Up to 4 units	 Outdoor unit					● AOYG 30LAT4*			
NEW 5 Rooms Multi Up to 5 units	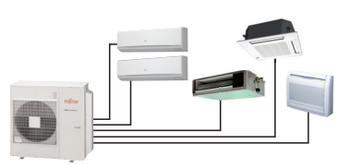 Outdoor unit						● AOYG 36LBLA5*		
NEW 6 Rooms Multi Up to 6 units	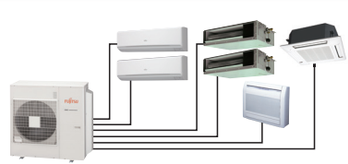 Outdoor unit							● AOYG 45LBLA6*	
8 Rooms Multi Up to 8 units	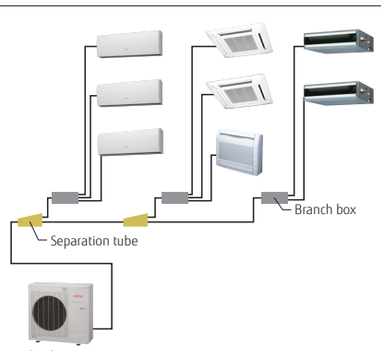 Outdoor unit								● AOYG 45LBT8*

Note: **1. 2 Rooms Multi:** Connectable indoor units are 2 units.
AOYG14LAC2: Total capacity of indoor units connected must be between 4.0 kW and 6.0 kW.
AOYG18LAC2: Total capacity of indoor units connected must be between 4.0 kW and 7.0 kW.

2. 3 Rooms Multi: Connectable indoor units are 2 to 3 units.
AOYG18LAT3: Total capacity of indoor units connected must be between 4.0 kW and 8.5 kW.
AOYG24LAT3: Total capacity of indoor units connected must be between 4.0 kW and 10.5 kW.

3. 4 Rooms Multi: Connectable indoor units are 3 to 4 units.
AOYG30LAT4: Total capacity of indoor units connected must be between 7.5 kW and 14.0 kW.

4. 5 Rooms Multi: Connectable indoor units are 2 to 5 units
AOYG36LBLA5: Total capacity of indoor units connected must be between 7.5 kW and 15.5 kW.

5. 6 Rooms Multi: Connectable indoor units are 2 to 6 units
AOYG45LBLA6 Total capacity of indoor units connected must be between 9.5 kW and 18.0 kW.

6. 8 Rooms Multi: Connectable indoor units are 2 to 8 units
AOYG45LBT8: Total capacity of indoor units connected must be between 11.0 kW and 18.0 kW.

MULTI SPLIT Connectable Indoor Units

Outdoor Unit	Type		2 Rooms		3 Rooms		4 Rooms	5 Rooms	6 Rooms	8 Rooms
	Model name		AOYG14LAC2	AOYG18LAC2	AOYG18LAT3	AOYG24LAT3	AOYG30LAT4	AOYG36LBLA5	AOYG45LBLA6	AOYG45LBT8
										 (Branch Box)
	Capacity (kW)	Cooling	4.0	5.0	5.4	6.8	8.0	10.0	12.5	14.0
		Heating	4.4	5.6	6.8	8.0	9.6	12.0	13.5	16.0

Indoor Unit	BTU	kW Class								
 ASYG07/09/12/14LMCE  ASYG07/09/12/14LUCA	7000	2.0	●	●	●	●	●	●	●	●
	9000	2.5	●	●	●	●	●	●	●	●
	12000	3.5	●	●	●	●	●	●	●	●
	14000	4.0	–	●	●	●	●	●	●	●
 ASYG18/24LF	18000	5.0	–	–	–	●	●	●	●	●
	24000	7.0	–	–	–	–	●	●	●	●
 AGYG09/12/14LV	9000	2.5	–	●	●	●	●	●	●	●
	12000	3.5	–	●	●	●	●	●	●	●
	14000	4.0	–	–	●	●	●	●	●	●
 AUYG07/09/12/14/18LV	7000	2.0	–	●	●	●	●	●	●	●
	9000	2.5	–	●	●	●	●	●	●	●
	12000	3.5	–	●	●	●	●	●	●	●
	14000	4.0	–	–	●	●	●	●	●	●
	18000	5.0	–	–	–	●	●	●	●	●
 ABYG14/18LV	14000	4.0	–	–	●	●	●	●	●	●
	18000	5.0	–	–	–	●	●	●	●	●
 ARYG07/09/12/14/18LSLAP	7000	2.0	–	●	●	●	●	●	●	–
	9000	2.5	–	●	●	●	●	●	●	–
	12000	3.5	–	●	●	●	●	●	●	–
	14000	4.0	–	–	●	●	●	●	●	–
	18000	5.0	–	–	–	●	●	●	●	–
 ARYG07/09/12/14/18LL	7000	2.0	–	●	●	●	●	●	●	●
	9000	2.5	–	●	●	●	●	●	●	●
	12000	3.5	–	●	●	●	●	●	●	●
	14000	4.0	–	–	●	●	●	●	●	●
	18000	5.0	–	–	–	●	●	●	●	●

2 & 3-4 Rooms Multi



Features

Wide range of indoor units with various models

7 types 25 models are lined up in the capacity range from 2 kW to 7 kW class. Wide range of needs can be met from rooms of private homes to large shops and hotels.

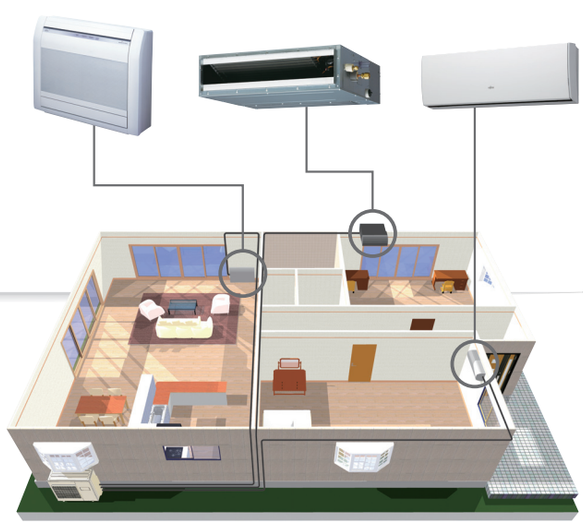

Space-saving installation

Multiple indoor units can be connected to 1 outdoor unit, and long piping connection is also possible. Compared with single type, the outdoor unit can be installed in various places to realize the space-saving installation.

Flexible installation

Up to max. piping length of 70 m (AOYG30LAT4), max. height difference of 15 m can be supported. Multi type can be installed in large-size residence or buildings with multiple floors.

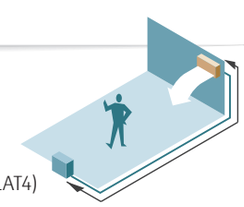

Max. Piping Length (Each Unit):
20 m (AOYG14LAC2 / 18LAC2),
25 m (AOYG18LAT3 / 24LAT3 / 30LAT4)

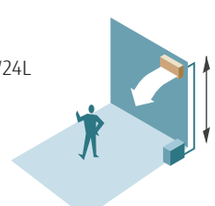

Max. Height:
15 m (AOYG14LAC2/18LAC2/18LAT3/24LAT3/30LAT4)

Total Piping Length:
30 m (AOYG14LAC2 / 18LAC2),
50 m (AOYG18LAT3 / 24LAT3),
70 m (AOYG30LAT4)

2 Rooms: AOYG14LAC2 / AOYG18LAC2
3 Rooms: AOYG18LAT3 / AOYG24LAT3
4 Rooms: AOYG30LAT4


2 Rooms


3 Rooms


4 Rooms

Specifications (2 ROOMS, 3 ROOMS, 4 ROOMS)

Model No.	Outdoor unit			AOYG14LAC2	AOYG18LAC2	AOYG18LAT3	AOYG24LAT3	AOYG30LAT4
Power Source				Single-phase, ~230V, 50Hz				
Rated Capacity (min-max)	Cooling	kW		4.0 (1.4-4.4)	5.0 (1.7-5.6)	5.4 (1.8-6.8)	6.8 (1.8-8.5)	8.0 (3.5-10.1)
	Heating			4.4 (1.1-5.4)	5.6 (1.8-6.1)	6.8 (2.0-8.0)	8.0 (2.0-8.8)	9.6 (3.7-12.0)
EER	Cooling	W/W		3.67	3.21	4.00	3.51	3.60
COP	Heating			4.27	3.97	4.20	4.00	4.00
Sound Pressure Level (High)	Cooling	dB(A)		47	50	46	48	50
	Heating			49	51	47	49	51
Sound Power Level (High)	Cooling			61	63	65	68	68
	Heating			63	64	67	70	70
Net Dimensions H × W × D		mm		540×790×290	540×790×290	700×900×330	700×900×330	830×900×330
Weight		kg(lbs)		37 (82)	38 (84)	55 (121)	55 (121)	68 (150)
Connection Pipe Diameter	Liquid	mm		6.35×2	6.35×2	6.35×3	6.35×3	6.35×4 (*6.35×3, 9.52)
	Gas			9.52 × 2	9.52 × 2 *(9.52, 12.7)	9.52 × 2, 12.7 *(9.52 × 3)	9.52 × 2, 12.7 *(9.52 × 3)	9.52 × 2, 12.7 × 2 *(9.52 × 3, 12.7) *(9.52 × 2, 12.7, 15.88)
Max. Pipe Length	Total / Each	m		30 / 20	30 / 20	50 / 25	50 / 25	70 / 25
Max. Height Difference	Between Outdoor Unit and Each Indoor Units.			15	15	15	15	15
	Between Indoor Units.			10	10	10	10	10
Operation Range	Cooling	°CDB		10 to 46	10 to 46	-10 to 46	-10 to 46	0 to 46
	Heating			-15 to 24	-15 to 24	-15 to 24	-15 to 24	-10 to 24
Refrigerant	Type (Global Warming Potential)			R410A (2,088)	R410A (2,088)	R410A (2,088)	R410A (2,088)	R410A (2,088)
	Charge		kg(CO2eq-T)	1.25 (2.6)	1.30 (2.7)	2.20 (4.6)	2.20 (4.6)	3.30 (6.9)

* Connect to connection valve by the adapter.

Dimensions

(Unit : mm)

2 Rooms: AOYG14LAC2/AOYG18LAC2

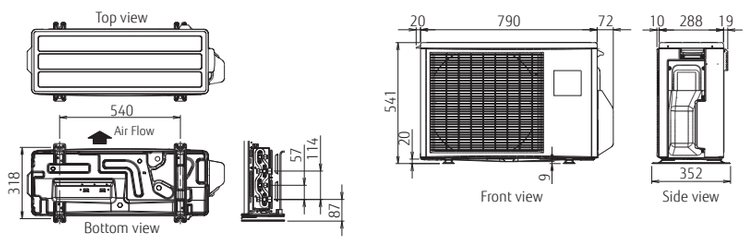

3 Rooms: AOYG18LAT3/AOYG24LAT3

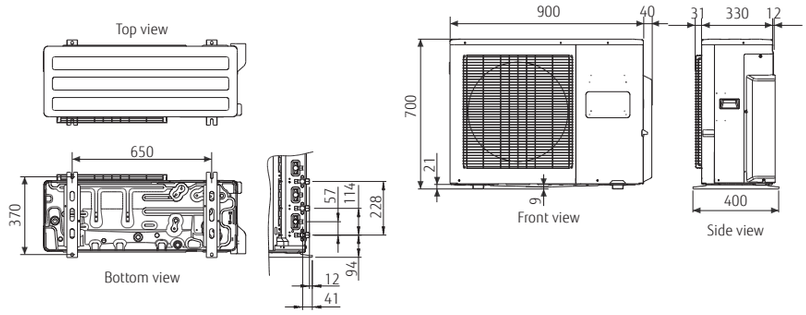

4 Rooms: AOYG30LAT4

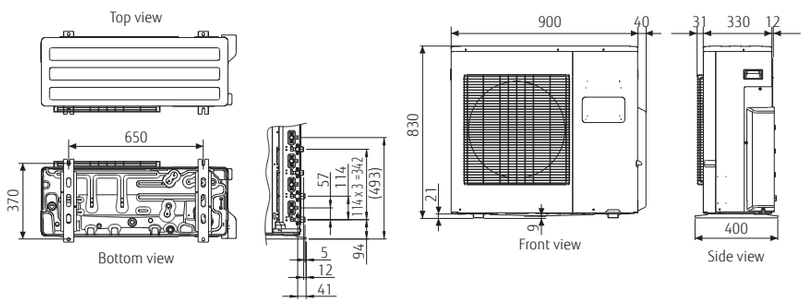

RESIDENTIAL

NEW 5-6 Rooms Multi



Features

Wide range of indoor units with various models

6 types 26 models are lined up in the capacity range from 2 kW to 7 kW class. Wide range of needs can be met from rooms of private homes to large shops and hotels.





Compact design

Multiple indoor units can be connected to 1 outdoor unit, and long piping connection is also possible.
Compared with single type, the outdoor unit can be installed in various places to realize the space-saving installation.



Easy installation

All connected pipes and indoor units can be evacuated quickly via our centralized valve method.
Requires evacuation only once

Cut more than
21 %
of working time



Central & Individual Control

- Batched control of up to 8 indoor units. The temperature, airflow volume, and remote control prohibition settings of all indoor units can be batched.
- Corresponds to 9 different languages (English, German, French, Spanish, Russian, Portuguese, Italian, Greek, and Turkish)
- Large backlight LED screen
- Large easy-to-see operation panel

Max. Controllable
1 multi system

Max. Controllable
6 indoor units



5 Rooms: AOYG36LBLA5
6 Rooms: AOYG45LBLA6



Specifications (5 ROOMS, 6 ROOMS)

Model No.	Outdoor unit		AOYG36LBLA5	AOYG45LBLA6
Power Source			Single-phase, ~230V, 50Hz	
Rated Capacity (min-max)	Cooling	kW	10.0 (3.5-12.5)	12.5 (3.5-14.0)
	Heating		12.0 (3.5-14.0)	13.5 (3.5-16.0)
EER	Cooling	W/W	4.10	3.50
COP	Heating		4.30	4.00
Sound Pressure Level (High)	Cooling	dB(A)	53	53
	Heating		55	55
Sound Power Level (High)	Cooling		67	67
	Heating		68	68
Net Dimensions H × W × D		mm	998×970×370	998×970×370
Weight		kg(lbs)	94 (207)	94 (207)
Connection Pipe Diameter	Liquid	mm	6.35×5	6.35×6
	Gas		9.52 × 3, 12.7 × 2	9.52 × 4, 12.7 × 2
Max. Pipe Length	Total / Each	m	80 / 25	80 / 25
Max. Height Difference	Between Outdoor Unit and Each Indoor Units.		15	15
	Between Indoor Units.		10	10
Operation Range	Cooling	°CDB	-10 to 46	-10 to 46
	Heating		-15 to 24	-15 to 24
Refrigerant	Type (Global Warming Potential)		R410A (2,088)	R410A (2,088)
	Charge	kg(CO2eq-T)	4.00 (8.4)	4.00 (8.4)

Dimensions

(Unit : mm)

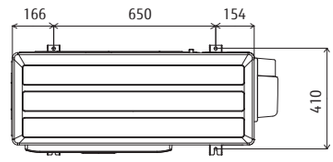

Top view

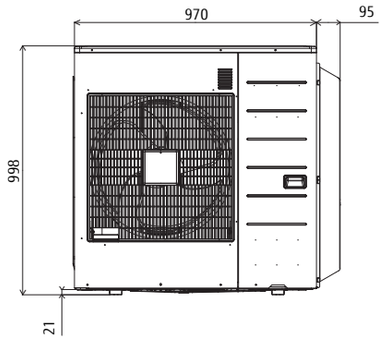

Front view

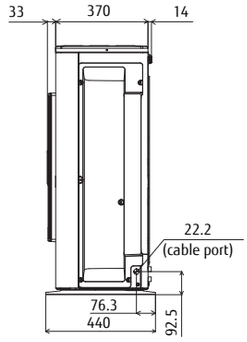

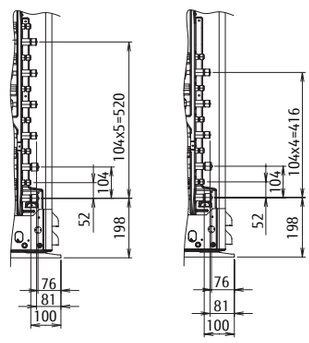

Side view

RESIDENTIAL

8 Rooms Multi



Features

Compact outdoor unit

The compact design outdoor unit allows to be installed below a window and in a narrow space.



High seasonal efficiency

The actual performance is conducted under various outside temperatures depending on weather and seasons, furthermore, especially for multi system, not all the rooms are operated all the time. So over 90% of actual operation time, air conditioners are operated at partial capacity instead of rated capacity. Considering these, we focused on energy-saving performance which is based on actual use. Efficiency of part load performance was drastically improved by developing ALL DC and our own inverter system.

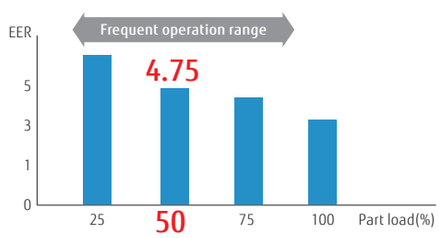

Innovated technology



High efficiency large fan:
New high efficiency fan is mounted.



DC fan motor:
High performance and high efficiency has been realized by using a small DC fan motor.



Heat exchanger:
Reduced compact size and energy saving has been realized by utilizing high density piping design and 3-Row heat exchanger.

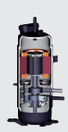

High efficiency DC twin rotary compressor:
A high performance, low noise, large capacity DC twin rotary compressor is used.

Quick comfort by optimized refrigerant control

Every room meets the set point most quickly and comfortably by optimized refrigerant control.

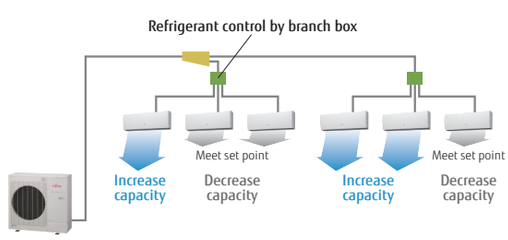

8 Rooms: AOYG45LBT8



Specifications

Model Name			AOYG45LBT8
Maximum Connectable Indoor Unit			8
Indoor Unit Connectable Capacity	Cooling	kW	11.0 - 17.5
Power source			Single-phase, ~230V, 50Hz
Rated Capacity	Cooling	kW	14.0
	Heating		16.0
Input Power	Cooling	kW	5.20
	Heating		5.07
Airflow rate	Cooling	m^3/h	4,650
	Heating		4,800
Sound Pressure Level	Cooling	dB(A)	56
	Heating		58
Heat Exchanger Fin			Plate fin coil
Net Dimensions H × W × D		mm	914×970×370
Weight		kg(lbs)	98 (217)
Connection Pipe Diameter (Liquid / Gas)		mm	9.52/15.88
Max Pipe Length		m	115 (Total)
Max Height Difference (O.U ~ I.U)			30
Operating Range	Cooling	°CDB	-5 to 46
	Heating		-15 to 24
Refrigerant	Type (Global Warming Potential)		R410A (2,088)
	Charge	kg(CO2eq-T)	3.45 (7.2)

Model Name			UTP-PY03A	UTP-PY02A
Connectable Indoor Unit			1 to 3 Units	1 to 2 Units
Power source			Single-phase, ~230V, 50Hz	Single-phase, ~230V, 50Hz
Available Voltage Range			198-264V	198-264V
Power Consumption		W	10	10
Running Current		A	0.05	0.05
Net Dimensions H × W × D		mm	195×433×370	195×433×370
Weight		kg(lbs)	9 (20)	9 (20)
Connection pipe diameter	Liquid	°CDB	Main: 9.52×1, Branch:6.35×3	Main: 9.52×1, Branch:6.35×2
	Gas		Main: 15.88×1, Branch:12.7×3	Main: 15.88×1, Branch:12.7×2
	Method		Flare	Flare

Note: Specifications are based on the following conditions.
- In case of connecting two indoor units(7 kW class).
- These are the measured values in the manufacturer`s anechoic chamber.
- Cooling: Indoor temp. of 27°CDB/19°CWB, outdoor temp. of 35°CDB/24°CWB Heating: Indoor temp. of 20°CDB/15°CWB, outdoor temp. of 7°CDB/6°CWB
  Pipe length: 5m (Outdoor unit - Branch box), 3m (Branch box - Indoor unit) Height difference : 0m

Dimensions

(Unit : mm)

Outdoor Unit:
AOYG45LBT8

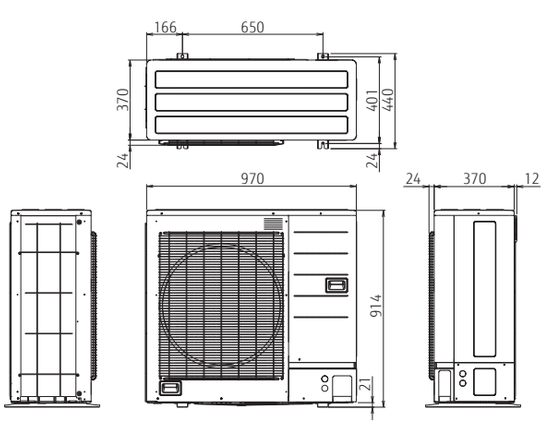

Branch Box :
UTP-PY03A (3 branches type)

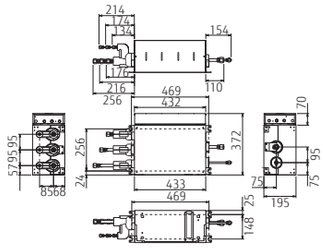

Branch Box :
UTP-PY02A (2 branches type)

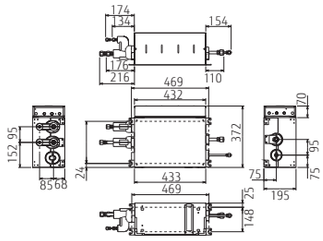

RESIDENTIAL

Indoor Units **for MULTI SPLIT** Specifications

Compact wall mounted



Model No.	Indoor unit			ASYG07LUCA	ASYG09LUCA	ASYG12LUCA	ASYG14LUCA
kW Class			kW	2.0	2.5	3.5	4.0
Power Source				Single-phase, ~230V, 50Hz			
Sound Pressure Level	Cooling	H/M/L/Q	dB(A)	35/30/28/21	36/32/28/21	37/34/31/21	41/36/33/25
	Heating			35/30/28/21	36/32/28/21	37/34/31/21	41/36/34/27
Sound Power Level	Cooling	H	dB(A)	53	54	55	59
	Heating			53	54	55	59
Airflow Rate	Cooling	H/M/L/Q	m^3/h	570/520/470/330	600/550/470/330	660/600/530/330	710/640/570/390
	Heating			570/520/470/330	600/550/470/330	660/600/530/330	710/640/590/430
Net Dimensions			mm	282×870×185	282×870×185	282×870×185	282×870×185
Weight			kg(lbs)	9.5 (21)	9.5 (21)	9.5 (21)	9.5 (21)
Connection Pipe Diameter		Liquid/Gas	mm	6.35/9.52	6.35/9.52	6.35/9.52	6.35/12.7

Wall mounted



Model No.	Indoor unit			ASYG18LFCA	ASYG24LFCC
kW Class			kW	5.0	7.0
Power Source				Single-phase, ~230V, 50Hz	
Sound Pressure Level	Cooling	H/M/L/Q	dB(A)	43/37/33/26	49/42/37/33
	Heating			42/37/33/25	48/42/37/33
Sound Power Level	Cooling	H	dB(A)	58	64
	Heating			58	64
Airflow Rate	Cooling	H/M/L/Q	m^3/h	900/740/620/550	1120/900/740/620
	Heating			900/740/620/550	1100/900/740/620
Net Dimensions			mm	320×998×238	320×998×238
Weight			kg(lbs)	14 (30.8)	14 (30.8)
Connection Pipe Diameter		Liquid/Gas	mm	6.35/12.7	Ø6.35/Ø15.88

Compact wall mounted



Model No.	Indoor unit			ASYG07LMCE	ASYG09LMCE	ASYG12LMCE	ASYG14LMCE
kW Class			kW	2.0	2.5	3.5	4.0
Power Source				Single-phase, ~230V, 50Hz			
Sound Pressure Level	Cooling	H/M/L/Q	dB(A)	36/32/29/21	37/33/29/21	40/36/30/21	42/38/33/25
	Heating			36/32/29/22	37/33/29/22	40/36/31/22	42/38/35/27
Sound Power Level	Cooling	H	dB(A)	51	52	54	56
	Heating			51	52	55	57
Airflow Rate	Cooling	H/M/L/Q	m^3/h	560/500/430/310	600/520/430/310	660/560/450/310	730/600/530/360
	Heating			560/500/430/330	600/520/430/330	660/560/470/330	730/615/560/375
Net Dimensions			mm	270×870×204	270×870×204	270×870×204	270×870×204
Weight			kg(lbs)	8.5 (18.7)	8.5 (18.7)	8.5 (18.7)	8.5 (18.7)
Connection Pipe Diameter		Liquid/Gas	mm	6.35/9.52	6.35/9.52	6.35/9.52	6.35/12.7

Floor



Model No.	Indoor unit			AGYG09LVCA	AGYG12LVCA	AGYG14LVCA
kW Class			kW	2.5	3.5	4.0
Power Source				Single-phase, ~230V, 50Hz		
Sound Pressure Level	Cooling	H/M/L/Q	dB(A)	39/34/28/22	42/36/30/22	44/38/31/22
	Heating			39/35/30/22	42/38/32/22	44/39/33/22
Sound Power Level	Cooling	H	dB(A)	52	55	56
	Heating			52	55	56
Airflow Rate	Cooling	H/M/L/Q	m^3/h	530/440/360/270	600/490/380/270	650/520/400/270
	Heating			530/460/380/270	600/510/410/270	650/540/430/270
Net Dimensions			mm	600×740×200	600×740×200	600×740×200
Weight			kg(lbs)	14 (30.7)	14 (30.7)	14 (30.7)
Connection Pipe Diameter		Liquid/Gas	mm	6.35/9.52	6.35/9.52	6.35/12.7

Floor ceiling



Model No.	Indoor unit			ABYG14LVTA	ABYG18LVTB
kW Class			kW	4.0	5.0
Power Source				Single-phase, ~230V, 50Hz	
Sound Pressure Level	Cooling	H/M/L/Q	dB(A)	36/34/33/29 (Under ceiling) 39/37/36/32 (Floor console)	41/38/34/32 (Under ceiling) 44/41/37/35 (Floor console)
	Heating			36/34/33/29 (Under ceiling) 39/37/36/32 (Floor console)	41/38/34/32 (Under ceiling) 44/41/37/35 (Floor console)
Sound Power Level	Cooling	H	dB(A)	51	55
	Heating			51	55
Airflow Rate	Cooling	H/M/L/Q	m^3/h	640/590/540/480	780/700/560/500
	Heating			640/590/540/480	780/700/560/500
Net Dimensions			mm	199×990×655	199×990×655
Weight			kg(lbs)	27 (60)	27 (60)
Connection Pipe Diameter		Liquid/Gas	mm	6.35/12.7	6.35/12.7

Compact cassette



Model No.	Indoor unit			AUYG07LVLA	AUYG09LVLA	AUYG12LVLB	AUYG14LVLB	AUYG18LVLB
kW Class			kW	2.0	2.5	3.5	4.0	5.0
Power Source				Single-phase, ~230V, 50Hz				
Sound Pressure Level	Cooling	H/M/L/Q	dB(A)	33/31/29/27	33/31/29/27	37/33/31/28	40/35/32/29	42/37/33/29
	Heating			34/32/29/27	34/32/29/27	37/33/31/28	40/37/34/29	44/40/37/30
Sound Power Level	Cooling	H	dB(A)	46	46	49	52	54
	Heating			47	47	49	52	56
Airflow Rate	Cooling	H/M/L/Q	m^3/h	540/490/440/390	540/490/440/390	610/530/470/410	680/580/490/410	750/610/520/410
	Heating			540/490/440/390	540/490/440/390	610/530/470/410	700/620/550/430	800/710/600/450
Net Dimensions			mm	245×570×570	245×570×570	245×570×570	245×570×570	245×570×570
Weight			kg(lbs)	15(33.1)	15 (33.1)	15 (33.1)	15 (33.1)	15 (33.1)
Panel				UTG-UFYD-W				
Connection Pipe Diameter		Liquid/Gas	mm	6.35/9.52	6.35/9.52	6.35/9.52	6.35/12.7	6.35/12.7

Mini duct



Model No.	Indoor unit			ARYG07LSLAP	ARYG09LSLAP	ARYG012LSLAP	ARYG14LSLAP	ARYG18LSLAP
kW Class			kW	2.0	2.5	3.5	4.0	5.0
Power Source				Single-phase, ~230V, 50Hz				
Sound Pressure Level	Cooling	H/M/L/Q	dB(A)	29/26/24/23	29/26/24/23	31/27/25/23	35/30/27/23	33/29/26/23
	Heating			29/26/24/23	29/26/24/23	31/27/25/23	35/30/27/23	33/29/26/23
Sound Power Level	Cooling	H	dB(A)	52	54	55	60	58
	Heating			53	56	57	62	59
Airflow Rate	Cooling	H/M/L/Q	m^3/h	550/440/390/360	600/450/400/360	650/490/430/360	800/640/530/360	940/750/540/480
	Heating			550/440/390/360	600/450/400/360	650/490/430/360	800/640/530/360	940/750/540/480
Net Dimensions			mm	198×700×450	198×700×450	198×700×450	198×700×450	198×900×450
Weight			kg(lbs)	15.5 (34.1)				18.5 (40.7)
Connection Pipe Diameter		Liquid/Gas	mm	6.35/9.52			6.35/12.70	
External static pressure			Pa	0 to 30			0 to 50	
Drain pump				Standard				

Slim duct



Model No.	Indoor unit			ARYG07LLTA	ARYG09LLTA	ARYG12LLTB	ARYG14LLTB	ARYG18LLTB
kW Class			kW	2.0	2.5	3.5	4.0	5.0
Power Source				Single-phase, ~230V, 50Hz				
Sound Pressure Level	Cooling	H/M/L/Q	dB(A)	28/26/25/24	28/27/26/25	29/28/27/26	32/30/28/26	32/31/30/29
	Heating			28/26/25/24	28/26/25/24	29/28/27/24	33/30/28/25	33/32/31/29
Sound Power Level	Cooling	H	dB(A)	57	57	58	60	58
	Heating			57	57	58	61	59
Airflow Rate	Cooling	H/M/L/Q	m^3/h	550/490/470/440	600/550/500/450	650/600/550/480	800/700/600/480	940/880/820/750
	Heating			550/490/470/440	600/550/500/450	650/600/550/480	800/700/600/480	940/880/820/750
Net Dimensions			mm	198×700×620	198×700×620	198×700×620	198×700×620	198×900×620
Weight			kg(lbs)	17 (37.5)	19 (41.8)	19 (41.8)	19 (41.8)	23 (50.6)
Connection Pipe Diameter		Liquid/Gas	mm	6.35/9.52	6.35/9.52	6.35/9.52	6.35/12.7	6.35/12.7
External static pressure			Pa	0 to 90				
Drain pump				Standard				

Multi Combination Table for 2 & 3 Rooms–Cooling/Heating

2 Rooms Multi cooling

AOYG14LAC2	Combination of Indoor Unit		COOLING OPERATION							
			Cooling Capacity			Input Power (min-max)	EER	Seasonal Data		
			Room 1	Room 2	Total Capacity (min-max)			Pdesign	SEER	Energy efficiency class
			kW	kW	kW	kW		kW		
2 Room	7	7	2.00	2.00	4.00 (1.4 - 4.4)	1.09 (0.35 - 1.40)	3.67	4.0	6.7	A++
	7	9	1.95	2.05	4.00 (1.4 - 4.4)	1.09 (0.35 - 1.40)	3.67	4.0	6.6	A++
	7	12	1.65	2.35	4.00 (1.4 - 4.6)	1.05 (0.35 - 1.47)	3.81	4.0	6.5	A++
	9	9	2.00	2.00	4.00 (1.4 - 4.5)	1.09 (0.35 - 1.43)	3.67	4.0	6.6	A++
	9	12	1.70	2.30	4.00 (1.4 - 4.7)	1.05 (0.35 - 1.47)	3.81	4.0	6.5	A++

Note: •7:7000Btu/h / 9:9000Btu/h / 12:12000Btu/h models
•The above is the value for connecting with Wall Mounted type.
•2 or more indoor units should be connected.
•Cooling capacity is based on 27ºCDB/19ºCWB (indoor temperature), 35ºCDB (outdoor temperature).
•Pipe Length: 5 m, Height difference: 0 m (Outdoor unit to Indoor unit)
•The Total ability of connected indoor unit is up to 21000Btu from 14000Btu.

AOYG18LAC2	Combination of Indoor Unit		COOLING OPERATION							
			Cooling Capacity			Input Power (min-max)	EER	Seasonal Data		
			Room 1	Room 2	Total Capacity (min-max)			Pdesign	SEER	Energy efficiency class
			kW	kW	kW	kW		kW		
2 Room	7	7	2.10	2.10	4.20 (1.7 - 5.2)	1.24 (0.35 - 1.68)	3.39	4.2	7.0	A++
	7	9	2.10	2.50	4.60 (1.7 - 5.3)	1.26 (0.35 - 1.79)	3.65	4.6	6.8	A++
	7	12	1.90	3.10	5.00 (1.7 - 5.6)	1.55 (0.35 - 1.95)	3.23	5.0	6.5	A++
	7	14	1.80	3.20	5.00 (1.8 - 5.7)	1.55 (0.40 - 1.99)	3.23	5.0	6.5	A++
	9	9	2.50	2.50	5.00 (1.7 - 5.6)	1.56 (0.35 - 1.95)	3.21	5.0	6.6	A++
	9	12	2.10	2.90	5.00 (1.7 - 5.7)	1.55 (0.35 - 1.95)	3.23	5.0	6.5	A++
	9	14	2.00	3.00	5.00 (1.8 - 5.8)	1.55 (0.40 - 1.99)	3.23	5.0	6.4	A++
	12	12	2.50	2.50	5.00 (1.7 - 5.8)	1.56 (0.35 - 1.99)	3.21	5.0	6.4	A++

Note: •7:7000Btu/h / 9:9000Btu/h / 12:12000Btu/h / 14:14000Btu/h models
•The above is the value for connecting with Wall Mounted type.
•2 or more indoor units should be connected.
•Cooling capacity is based on 27ºCDB/19ºCWB (indoor temperature), 35ºCDB (outdoor temperature).
•Pipe Length: 5 m, Height difference: 0 m (Outdoor unit to Indoor unit)
•The Total ability of connected indoor unit is up to 24000Btu from 14000Btu.
•Where "14" means "wall mounted type" only models. Other types of indoor units can not be connected.

3 Rooms Multi cooling

AOYG18LAT3	Combination of Indoor Unit			COOLING OPERATION							
				Cooling Capacity				Input Power (min-max)	EER	Seasonal Data		
				Room 1	Room 2	Room 3	Total Capacity (min-max)			Pdesign	SEER	Energy efficiency class
				kW	kW	kW	kW	kW		kW		
2 Room	7	7	-	2.30	2.30	-	4.60 (1.8 - 5.0)	1.22 (0.50 - 1.43)	3.77	4.6	6.3	A++
	7	9	-	2.30	2.70	-	5.00 (1.8 - 5.7)	1.35 (0.50 - 1.81)	3.70	5.0	6.2	A++
	7	12	-	1.98	3.02	-	5.00 (1.8 - 6.1)	1.34 (0.50 - 2.06)	3.73	5.0	6.2	A++
	7	14	-	1.88	3.42	-	5.30 (1.8 - 6.6)	1.34 (0.50 - 2.06)	3.96	5.3	6.1	A++
	9	9	-	2.50	2.50	-	5.00 (1.8 - 6.2)	1.35 (0.50 - 2.06)	3.70	5.0	6.2	A++
	9	12	-	2.18	2.82	-	5.00 (1.8 - 6.3)	1.35 (0.50 - 2.06)	3.70	5.0	6.2	A++
	9	14	-	2.07	3.23	-	5.30 (1.8 - 6.7)	1.35 (0.50 - 2.06)	3.93	5.3	6.1	A++
	12	12	-	2.55	2.55	-	5.10 (1.8 - 6.3)	1.35 (0.50 - 2.06)	3.78	5.1	6.1	A++
	12	14	-	2.41	2.89	-	5.30 (1.8 - 6.7)	1.35 (0.50 - 2.06)	3.93	5.3	6.1	A++
3 Room	7	7	7	1.80	1.80	1.80	5.40 (1.8 - 6.8)	1.35 (0.50 - 2.06)	4.00	5.4	6.9	A++
	7	7	9	1.70	1.70	2.00	5.40 (1.8 - 6.8)	1.35 (0.50 - 2.06)	4.00	5.4	6.9	A++
	7	7	12	1.53	1.53	2.33	5.40 (1.8 - 6.8)	1.35 (0.50 - 2.06)	4.00	5.4	6.7	A++
	7	7	14	1.41	1.41	2.58	5.40 (2.0 - 6.8)	1.35 (0.60 - 2.06)	4.00	5.4	6.7	A++
	7	9	9	1.61	1.89	1.89	5.40 (1.8 - 6.8)	1.35 (0.50 - 2.06)	4.00	5.4	6.8	A++
	7	9	12	1.46	1.72	2.22	5.40 (1.8 - 6.8)	1.35 (0.50 - 2.06)	4.00	5.4	6.7	A++
	7	9	14	1.35	1.58	2.47	5.40 (2.0 - 6.8)	1.35 (0.60 - 2.06)	4.00	5.4	6.7	A++
	9	9	9	1.80	1.80	1.80	5.40 (1.8 - 6.8)	1.35 (0.50 - 2.06)	4.00	5.4	6.8	A++
	9	9	12	1.64	1.64	2.12	5.40 (1.8 - 6.8)	1.35 (0.50 - 2.06)	4.00	5.4	6.7	A++

AOYG24LAT3	Combination of Indoor Unit			COOLING OPERATION							
				Cooling Capacity				Input Power (min-max)	EER	Seasonal Data		
				Room 1	Room 2	Room 3	Total Capacity (min-max)			Pdesign	SEER	Energy efficiency class
				kW	kW	kW	kW	kW		kW		
2 Room	7	7	-	2.30	2.30	-	4.60 (1.8 - 5.0)	1.20 (0.50 - 1.40)	3.83	4.6	6.3	A++
	7	9	-	2.30	2.70	-	5.00 (1.8 - 5.7)	1.36 (0.50 - 1.78)	3.68	5.0	6.2	A++
	7	12	-	2.38	3.42	-	5.80 (1.8 - 6.1)	1.70 (0.50 - 1.97)	3.41	5.8	6.1	A++
	7	14	-	2.37	4.13	-	6.50 (1.8 - 7.2)	1.91 (0.50 - 2.46)	3.40	6.5	6.0	A+
	7	18	-	2.08	4.52	-	6.60 (1.8 - 7.8)	1.91 (0.50 - 2.87)	3.46	6.6	5.9	A+
	9	9	-	2.75	2.75	-	5.50 (1.8 - 6.2)	1.55 (0.50 - 2.02)	3.55	5.5	6.1	A++
	9	12	-	2.79	3.41	-	6.20 (1.8 - 6.8)	1.90 (0.50 - 2.45)	3.26	6.2	5.9	A+
	9	14	-	2.66	3.94	-	6.60 (1.8 - 7.7)	1.91 (0.50 - 2.77)	3.46	6.6	6.0	A+
	9	18	-	2.35	4.35	-	6.70 (1.8 - 7.9)	1.91 (0.50 - 2.87)	3.51	6.7	5.9	A+
	12	12	-	3.15	3.15	-	6.30 (1.8 - 7.2)	1.90 (0.50 - 2.74)	3.32	6.3	5.9	A+
	12	14	-	3.03	3.67	-	6.70 (1.8 - 7.8)	1.91 (0.50 - 2.87)	3.51	6.7	5.9	A+
	12	18	-	2.66	4.04	-	6.70 (1.8 - 7.9)	1.92 (0.50 - 2.87)	3.49	6.7	5.8	A+
3 Room	7	7	7	2.23	2.23	2.23	6.70 (1.8 - 7.4)	1.89 (0.50 - 2.37)	3.54	6.7	6.4	A++
	7	7	9	2.14	2.14	2.52	6.80 (1.8 - 7.8)	1.94 (0.60 - 2.87)	3.51	6.8	6.4	A++
	7	7	12	1.98	1.98	2.84	6.80 (1.8 - 8.1)	1.93 (0.50 - 2.87)	3.52	6.8	6.3	A++
	7	7	14	1.82	1.82	3.16	6.80 (2.0 - 8.4)	1.94 (0.60 - 2.87)	3.51	6.8	6.2	A++
	7	7	18	1.63	1.63	3.54	6.80 (2.0 - 8.5)	1.94 (0.60 - 2.87)	3.51	6.8	6.1	A++
	7	9	9	2.03	2.38	2.38	6.80 (1.8 - 8.2)	1.93 (0.50 - 2.87)	3.52	6.8	6.4	A++
	7	9	12	1.88	2.21	2.70	6.80 (1.8 - 8.2)	1.93 (0.50 - 2.87)	3.52	6.8	6.2	A++
	7	9	14	1.74	2.04	3.02	6.80 (2.0 - 8.4)	1.94 (0.60 - 2.87)	3.51	6.8	6.2	A++
	7	9	18	1.56	1.84	3.40	6.80 (2.0 - 8.5)	1.94 (0.60 - 2.87)	3.51	6.8	6.1	A++
	7	12	12	1.76	2.52	2.52	6.80 (1.8 - 8.2)	1.94 (0.50 - 2.87)	3.51	6.8	6.2	A++
	7	12	14	1.63	2.34	2.83	6.80 (2.0 - 8.5)	1.94 (0.60 - 2.87)	3.51	6.8	6.2	A++
	9	9	9	2.27	2.27	2.27	6.80 (1.8 - 8.2)	1.94 (0.50 - 2.87)	3.51	6.8	6.4	A++
	9	9	12	2.11	2.11	2.58	6.80 (1.8 - 8.3)	1.94 (0.50 - 2.87)	3.51	6.8	6.2	A++
	9	9	14	1.95	1.95	2.89	6.80 (2.0 - 8.5)	1.94 (0.60 - 2.87)	3.51	6.8	6.2	A++
	9	9	18*1	1.77	1.77	3.27	6.80 (2.0 - 8.5)	1.94 (0.60 - 2.87)	3.51	6.8	6.1	A++
	9	12	12	1.97	2.41	2.41	6.80 (1.8 - 8.3)	1.94 (0.50 - 2.87)	3.51	6.8	6.2	A++
	9	12	14	1.84	2.24	2.72	6.80 (2.0 - 8.5)	1.94 (0.60 - 2.87)	3.51	6.8	6.2	A++
	12	12	12	2.27	2.27	2.27	6.80 (1.8 - 8.3)	1.94 (0.50 - 2.87)	3.51	6.8	6.1	A++

Note: •7:7000Btu/h / 9:9000Btu/h / 12:12000Btu/h / 14:14000Btu/h / 18:18000Btu/h models
•The above is the value for connecting with Wall Mounted type.
•2 or more indoor units should be connected.
•Cooling capacity is based on 27ºCDB/19ºCWB (indoor temperature), 35ºCDB (outdoor temperature).
•Pipe Length: 5 m, Height difference: 0 m (Outdoor unit to Indoor unit)
•The total ability of connectable indoor units is up to 36000Btu from 14000Btu.
*1: When ASYG18L is connected, connect at least 1 wall mounted type of 9000Btu.



2 Rooms Multi heating

AOYG14LAC2	Combination of Indoor Unit		HEATING OPERATION							
			Heating Capacity			Input Power (min-max)	EER	Seasonal Data		
			Room 1	Room 2	Total Capacity (min-max)			Pdesign	SEER	Energy efficiency class
			kW	kW	kW	kW		kW		
2 Room	7	7	2.20	2.20	4.40 (1.1 - 5.4)	1.03 (0.25 - 1.78)	4.27	3.8	4.1	A+
	7	9	2.15	2.25	4.40 (1.1 - 5.4)	1.03 (0.25 - 1.78)	4.27	3.8	4.1	A+
	7	12	1.95	2.45	4.40 (1.1 - 5.5)	1.02 (0.25 - 1.76)	4.31	3.8	4.0	A+
	9	9	2.20	2.20	4.40 (1.1 - 5.4)	1.03 (0.25 - 1.78)	4.27	3.8	4.0	A+
	9	12	2.00	2.40	4.40 (1.1 - 5.5)	1.02 (0.25 - 1.76)	4.31	3.8	4.0	A+

Note: •7:7000Btu/h / 9:9000Btu/h / 12:12000Btu/h models
•The above is the value for connecting with Wall Mounted type.
•2 or more indoor units should be connected.
•Heating capacity is based on 20°CDB (indoor temperature), 7°CDB/6°CWB (outdoor temperature).
•Pipe Length: 5 m, Height difference: 0 m (Outdoor unit to Indoor unit)
•The Total ability of connected indoor unit is up to 21000Btu from 14000Btu.

AOYG18LAC2	Combination of Indoor Unit		HEATING OPERATION							
			Heating Capacity			Input Power (min-max)	EER	Seasonal Data		
			Room 1	Room 2	Total Capacity (min-max)			Pdesign	SEER	Energy efficiency class
			kW	kW	kW	kW		kW		
2 Room	7	7	2.70	2.70	5.40 (1.8 - 6.0)	1.24 (0.50 - 1.61)	4.37	3.8	4.1	A+
	7	9	2.50	3.00	5.50 (1.8 - 6.0)	1.36 (0.50 - 1.87)	4.04	4.0	4.1	A+
	7	12	2.30	3.30	5.60 (1.8 - 6.1)	1.38 (0.50 - 1.88)	4.06	4.2	4.0	A+
	7	14	2.25	3.35	5.60 (1.9 - 6.2)	1.35 (0.55 - 1.86)	4.15	4.2	4.0	A+
	9	9	2.80	2.80	5.60 (1.8 - 6.1)	1.41 (0.50 - 1.90)	3.97	4.2	4.1	A+
	9	12	2.45	3.15	5.60 (1.8 - 6.2)	1.38 (0.50 - 1.88)	4.07	4.2	4.0	A+
	9	14	2.35	3.25	5.60 (1.9 - 6.3)	1.35 (0.55 - 1.86)	4.15	4.2	4.0	A+
	12	12	2.80	2.80	5.60 (1.8 - 6.3)	1.34 (0.50 - 1.84)	4.18	4.2	4.0	A+

Note: •7:7000Btu/h / 9:9000Btu/h / 12:12000Btu/h / 14:14000Btu/h models
•The above is the value for connecting with Wall Mounted type.
•2 or more indoor units should be connected.
•Heating capacity is based on 20°CDB (indoor temperature), 7°CDB/6°CWB (outdoor temperature).
•Pipe Length: 5 m, Height difference: 0 m (Outdoor unit to Indoor unit)
•The Total ability of connected indoor unit is up to 24000Btu from 14000Btu.
•Where "14" means "wall mounted type" only models. Other types of indoor units can not be connected.

3 Rooms Multi heating

AOYG18LAT3	Combination of Indoor Unit			HEATING OPERATION							
				Heating Capacity				Input Power (min-max)	EER	Seasonal Data		
				Room 1	Room 2	Room 3	Total Capacity (min-max)			Pdesign	SEER	Energy efficiency class
				kW	kW	kW	kW	kW		kW		
2 Room	7	7	-	2.70	2.70	-	5.40 (2.0 - 6.1)	1.59 (0.52 - 1.93)	3.40	4.0	4.1	A+
	7	9	-	2.75	3.25	-	6.00 (2.0 - 6.4)	1.87 (0.52 - 2.06)	3.21	4.0	4.1	A+
	7	12	-	2.59	3.71	-	6.30 (2.0 - 6.5)	1.98 (0.52 - 2.06)	3.18	4.0	4.1	A+
	7	14	-	2.51	4.29	-	6.80 (2.0 - 7.1)	1.92 (0.50 - 2.06)	3.54	4.0	4.1	A+
	9	9	-	3.15	3.15	-	6.30 (2.0 - 6.5)	1.98 (0.52 - 2.06)	3.18	4.0	4.1	A+
	9	12	-	2.89	3.51	-	6.40 (2.0 - 6.6)	1.99 (0.52 - 2.06)	3.22	4.0	4.1	A+
	9	14	-	2.77	4.03	-	6.80 (2.0 - 7.2)	1.91 (0.50 - 2.06)	3.56	4.0	4.1	A+
	12	12	-	3.20	3.20	-	6.40 (2.0 - 6.6)	1.98 (0.52 - 2.06)	3.23	4.0	4.1	A+
	12	14	-	3.09	3.71	-	6.80 (2.0 - 7.3)	1.90 (0.50 - 2.06)	3.58	4.0	4.1	A+
3 Room	7	7	7	2.27	2.27	2.27	6.80 (2.0 - 7.7)	1.62 (0.50 - 2.06)	4.20	5.0	4.3	A+
	7	7	9	2.14	2.14	2.52	6.80 (2.0 - 7.8)	1.62 (0.50 - 2.06)	4.20	5.0	4.3	A+
	7	7	12	1.98	1.98	2.83	6.80 (2.0 - 7.8)	1.59 (0.50 - 2.06)	4.28	5.0	4.3	A+
	7	7	14	1.83	1.83	3.14	6.80 (2.0 - 8.0)	1.61 (0.50 - 2.06)	4.22	5.0	4.3	A+
	7	9	9	2.03	2.39	2.39	6.80 (2.0 - 7.8)	1.60 (0.50 - 2.06)	4.25	5.0	4.3	A+
	7	9	12	1.89	2.22	2.69	6.80 (2.0 - 7.9)	1.59 (0.50 - 2.06)	4.28	5.0	4.3	A+
	7	9	14	1.75	2.06	2.99	6.80 (2.0 - 8.0)	1.60 (0.50 - 2.06)	4.25	5.0	4.3	A+
	9	9	9	2.27	2.27	2.27	6.80 (2.0 - 7.9)	1.59 (0.50 - 2.06)	4.28	5.0	4.3	A+
	9	9	12	2.12	2.12	2.57	6.80 (2.0 - 7.9)	1.59 (0.50 - 2.06)	4.28	5.0	4.3	A+

AOYG24LAT3	Combination of Indoor Unit			HEATING OPERATION							
				Heating Capacity				Input Power (min-max)	EER	Seasonal Data		
				Room 1	Room 2	Room 3	Total Capacity (min-max)			Pdesign	SEER	Energy efficiency class
				kW	kW	kW	kW	kW		kW		
2 Room	7	7	-	2.75	2.75	-	5.50 (2.0 - 6.1)	1.55 (0.52 - 1.93)	3.55	4.0	4.1	A+
	7	9	-	2.80	3.30	-	6.10 (2.0 - 7.0)	1.82 (0.52 - 2.52)	3.35	4.0	4.1	A+
	7	12	-	2.88	4.12	-	7.00 (2.0 - 7.3)	2.31 (0.52 - 2.66)	3.03	4.0	4.1	A+
	7	14	-	2.80	4.80	-	7.60 (2.0 - 8.3)	2.28 (0.50 - 2.87)	3.33	4.0	4.1	A+
	7	18	-	2.51	5.39	-	7.90 (2.0 - 8.3)	2.34 (0.50 - 2.87)	3.38	4.0	4.1	A+
	9	9	-	3.30	3.30	-	6.60 (2.0 - 7.4)	2.04 (0.52 - 2.68)	3.24	4.0	4.1	A+
	9	12	-	3.30	4.00	-	7.30 (2.0 - 7.7)	2.43 (0.52 - 2.87)	3.00	4.0	4.1	A+
	9	14	-	3.22	4.68	-	7.90 (2.0 - 8.3)	2.38 (0.50 - 2.87)	3.32	4.0	4.1	A+
	9	18	-	2.84	5.16	-	8.00 (2.0 - 8.5)	2.32 (0.50 - 2.87)	3.45	4.0	4.1	A+
	12	12	-	3.80	3.80	-	7.60 (2.0 - 7.8)	2.54 (0.52 - 2.87)	2.99	4.0	4.1	A+
	12	14	-	3.59	4.31	-	7.90 (2.0 - 8.4)	2.37 (0.50 - 2.87)	3.33	4.0	4.1	A+
	12	18	-	3.20	4.80	-	8.00 (2.0 - 8.6)	2.31 (0.50 - 2.87)	3.46	4.0	4.1	A+
3 Room	7	7	7	2.60	2.60	2.60	7.80 (2.0 - 8.6)	1.94 (0.50 - 2.68)	4.02	5.0	4.3	A+
	7	7	9	2.52	2.52	2.96	8.00 (2.0 - 8.8)	2.00(0.50 - 2.87)	4.00	5.2	4.2	A+
	7	7	12	2.34	2.34	3.32	8.00 (2.0 - 8.9)	1.99 (0.50 - 2.80)	4.02	5.2	4.2	A+
	7	7	14	2.16	2.16	3.68	8.00 (2.0 - 9.2)	1.91 (0.50 - 2.72)	4.19	5.2	4.2	A+
	7	7	18	1.94	1.94	4.12	8.00 (2.0 - 9.2)	1.89 (0.50 - 2.70)	4.23	5.2	4.2	A+
	7	9	9	2.38	2.81	2.81	8.00(2.0 - 9.0)	1.99 (0.50 - 2.87)	4.02	5.2	4.2	A+
	7	9	12	2.23	2.62	3.15	8.00 (2.0 - 9.1)	1.98 (0.50 - 2.87)	4.04	5.2	4.2	A+
	7	9	14	2.06	2.42	3.52	8.00 (2.0 - 9.2)	1.91 (0.50 - 2.72)	4.19	5.2	4.2	A+
	7	9	18	1.85	2.18	3.97	8.00 (2.0 - 9.2)	1.89 (0.50 - 2.69)	4.23	5.2	4.2	A+
	7	12	12	2.08	2.96	2.96	8.00 (2.0 - 9.1)	1.97 (0.50 - 2.87)	4.06	5.2	4.2	A+
	7	12	14	1.93	2.76	3.31	8.00 (2.0 - 9.2)	1.90 (0.50 - 2.70)	4.21	5.2	4.2	A+
	9	9	9	2.67	2.67	2.67	8.00 (2.0 - 9.1)	1.98 (0.50 - 2.87)	4.04	5.2	4.2	A+
	9	9	12	2.49	2.49	3.02	8.00 (2.0 - 9.2)	1.97 (0.50 - 2.87)	4.06	5.2	4.2	A+
	9	9	14	2.32	2.32	3.37	8.00 (2.0 - 9.2)	1.89 (0.50 - 2.70)	4.23	5.2	4.2	A+
	9	9	18*1	2.10	2.10	3.81	8.00 (2.0 - 9.2)	1.87 (0.50 - 2.68)	4.28	5.2	4.2	A+
	9	12	12	2.34	2.83	2.83	8.00 (2.0 - 9.2)	1.96 (0.50 - 2.80)	4.08	5.2	4.2	A+
	9	12	14	2.18	2.64	3.17	8.00 (2.0 - 9.2)	1.89 (0.50 - 2.69)	4.23	5.2	4.2	A+
	12	12	12	2.67	2.67	2.67	8.00 (2.0 - 9.2)	1.95 (0.50 - 2.78)	4.10	5.2	4.2	A+

Note: •7:7000Btu/h / 9:9000Btu/h / 12:12000Btu/h / 14:14000Btu/h / 18:18000Btu/h models
•The above is the value for connecting with Wall Mounted type.
•2 or more indoor units should be connected.
•Heating capacity is based on 20°CDB (indoor temperature), 7°CDB/6°CWB (outdoor temperature).
•Pipe Length: 5 m, Height difference: 0 m (Outdoor unit to Indoor unit)
•The Total ability of connected indoor unit is up to 36000Btu from 14000Btu.
*1: When ASYG18L is connected, connect at least 1 wall mounted type for 9000Btu.

Multi Combination Table for 4 Rooms–Cooling/Heating

4 Rooms Multi cooling

AOYG30LAT4	Combination of Indoor Unit				COOLING OPERATION									
					Cooling Capacity					Input Power (min-max)	EER	Seasonal Data		
					Room 1	Room 2	Room 3	Room 4	Total Capacity (min-max)			Pdesign	SEER	Energy efficiency class
					kW	kW	kW	kW	kW	kW		kW		
3 Room	7	7	14	-	1.96	1.96	3.27	-	7.20 (1.6 - 8.9)	2.22 (0.68 - 3.43)	3.24	7.2	5.9	A+
	7	7	18	-	1.81	1.81	4.08	-	7.70 (2.8 - 10.0)	2.22 (0.98 - 3.55)	3.47	7.7	5.8	A+
	7	7	24	-	1.61	1.61	4.57	-	7.80 (2.8 - 10.1)	2.19 (0.98 - 3.53)	3.56	7.8	5.8	A+
	7	9	12	-	2.08	2.34	2.78	-	7.20 (1.6 - 8.9)	2.22 (0.68 - 3.41)	3.24	7.2	5.9	A+
	7	9	14	-	1.90	2.14	3.16	-	7.20 (2.8 - 9.1)	2.22 (0.98 - 3.56)	3.24	7.2	5.9	A+
	7	9	18	-	1.76	1.98	3.96	-	7.70 (2.8 - 9.9)	2.22 (0.98 - 3.56)	3.47	7.7	5.8	A+
	7	9	24	-	1.57	1.77	4.46	-	7.80 (2.8 - 10.1)	2.19 (0.98 - 3.53)	3.56	7.8	5.8	A+
	7	12	12	-	1.96	2.62	2.62	-	7.20 (1.6 - 9.1)	2.22 (0.68 - 3.54)	3.24	7.2	5.9	A+
	7	12	14	-	1.83	2.43	3.04	-	7.30 (2.8 - 9.2)	2.22 (0.98 - 3.56)	3.29	7.3	5.9	A+
	7	12	18	-	1.68	2.24	3.78	-	7.70 (2.8 - 9.9)	2.22 (0.98 - 3.56)	3.47	7.7	5.8	A+
	7	12	24	-	1.51	2.01	4.28	-	7.80 (2.8 - 10.1)	2.19 (0.98 - 3.56)	3.56	7.8	5.8	A+
	7	14	14	-	1.68	2.81	2.81	-	7.30 (2.8 - 9.3)	2.22 (0.98 - 3.58)	3.29	7.3	5.9	A+
	7	14	18	-	1.57	2.61	3.52	-	7.70 (3.5 - 10.0)	2.22 (1.17 - 3.58)	3.47	7.7	5.8	A+
	7	14	24	-	1.44	2.39	4.07	-	7.90 (3.5 - 10.1)	2.20 (1.17 - 3.58)	3.59	7.9	5.8	A+
	7	18	18	-	1.42	3.19	3.19	-	7.80 (3.5 - 10.1)	2.22 (1.17 - 3.58)	3.51	7.8	5.7	A+
	7	18	24	-	1.30	2.92	3.68	-	7.90 (4.7 - 10.1)	2.22 (1.27 - 3.58)	3.56	7.9	5.7	A+
	9	9	9	-	2.40	2.40	2.40	-	7.20 (2.8 - 8.9)	2.22 (0.98 - 3.42)	3.24	7.2	5.9	A+
	9	9	12	-	2.26	2.26	2.68	-	7.20 (2.8 - 9.1)	2.22 (0.98 - 3.54)	3.24	7.2	5.9	A+
	9	9	14	-	2.10	2.10	3.11	-	7.30 (2.8 - 9.2)	2.22 (0.98 - 3.57)	3.29	7.3	5.9	A+
	9	9	18	-	1.93	1.93	3.85	-	7.70 (2.8 - 9.9)	2.22 (0.98 - 3.56)	3.47	7.7	5.8	A+
	9	9	24	-	1.73	1.73	4.35	-	7.80 (2.8 - 10.1)	2.20 (1.17 - 3.54)	3.55	7.8	5.8	A+
	9	12	12	-	2.14	2.53	2.53	-	7.20 (2.8 - 9.1)	2.22 (0.98 - 3.54)	3.24	7.2	5.9	A+
	9	12	14	-	1.99	2.36	2.95	-	7.30 (2.8 - 9.2)	2.22 (0.98 - 3.57)	3.29	7.3	5.9	A+
	9	12	18	-	1.84	2.18	3.68	-	7.70 (2.8 - 9.9)	2.22 (0.98 - 3.56)	3.47	7.7	5.8	A+
	9	12	24	-	1.66	1.97	4.18	-	7.80 (2.8 - 10.1)	2.19 (0.98 - 3.56)	3.56	7.8	5.8	A+
	9	14	14	-	1.84	2.73	2.73	-	7.30 (3.5 - 9.3)	2.22 (1.17 - 3.58)	3.29	7.3	5.9	A+
	9	14	18	-	1.74	2.58	3.48	-	7.80 (3.5 - 10.0)	2.22 (1.17 - 3.58)	3.51	7.8	5.8	A+
	9	14	24	-	1.58	2.34	3.98	-	7.90 (3.5 - 10.1)	2.22 (1.27 - 3.56)	3.56	7.9	5.8	A+
	9	18	18	-	1.56	3.12	3.12	-	7.80 (4.7 - 10.1)	2.22 (1.27 - 3.58)	3.51	7.8	5.7	A+
	12	12	12	-	2.43	2.43	2.43	-	7.30 (2.8 - 9.2)	2.22 (0.98 - 3.55)	3.29	7.3	5.9	A+
	12	12	14	-	2.28	2.28	2.85	-	7.40 (2.8 - 9.3)	2.22 (0.98 - 3.58)	3.33	7.4	5.9	A+
	12	12	18	-	2.12	2.12	3.57	-	7.80 (3.5 - 10.0)	2.22 (1.17 - 3.57)	3.51	7.8	5.8	A+
	12	12	24	-	1.92	1.92	4.07	-	7.90 (3.5 - 10.1)	2.20 (1.17 - 3.54)	3.59	7.9	5.8	A+
	12	14	14	-	2.11	2.64	2.64	-	7.40 (3.5 - 9.4)	2.22 (1.17 - 3.58)	3.33	7.4	5.9	A+
	12	14	18	-	1.98	2.48	3.34	-	7.80 (3.5 - 10.1)	2.22 (1.17 - 3.58)	3.51	7.8	5.8	A+
	12	18	18	-	1.81	3.05	3.05	-	7.90 (4.7 - 10.1)	2.22 (1.27 - 3.58)	3.56	7.9	5.7	A+
4 Room	7	7	7	7	1.93	1.93	1.93	1.93	7.70 (1.6 - 9.6)	2.20 (0.68 - 3.41)	3.50	7.7	6.2	A++
	7	7	7	9	1.89	1.89	1.89	2.13	7.80 (1.6 - 9.8)	2.22 (0.68 - 3.54)	3.51	7.8	6.2	A++
	7	7	7	12	1.83	1.83	1.83	2.41	7.90 (1.6 - 9.9)	2.22 (0.68 - 3.54)	3.56	7.9	6.1	A++
	7	7	7	14	1.70	1.70	1.70	2.80	7.90 (2.8 - 9.9)	2.22 (0.98 - 3.56)	3.56	7.9	6.1	A++
	7	7	7	18	1.52	1.52	1.52	3.43	8.00 (2.8 - 10.1)	2.20 (0.98 - 3.55)	3.64	8.0	6.0	A+
	7	7	9	9	1.86	1.86	2.09	2.09	7.90 (2.8 - 9.7)	2.22 (0.98 - 3.42)	3.56	7.9	6.2	A++
	7	7	9	12	1.78	1.78	1.99	2.35	7.90 (2.8 - 9.9)	2.22 (0.98 - 3.55)	3.56	7.9	6.1	A++
	7	7	9	14	1.68	1.68	1.88	2.76	8.00 (2.8 - 10.0)	2.22 (0.98 - 3.57)	3.60	8.0	6.1	A++
	7	7	9	18	1.49	1.49	1.67	3.35	8.00 (3.5 - 10.1)	2.20 (1.17 - 3.55)	3.64	8.0	6.0	A+
	7	7	12	12	1.72	1.72	2.28	2.28	8.00 (2.8 - 10.0)	2.22 (0.98 - 3.55)	3.60	8.0	6.1	A++
	7	7	12	14	1.61	1.61	2.13	2.65	8.00 (2.8 - 10.0)	2.22 (0.98 - 3.57)	3.60	8.0	6.1	A++
	7	7	12	18	1.43	1.43	1.91	3.22	8.00 (3.5 - 10.1)	2.20 (1.17 - 3.56)	3.64	8.0	6.0	A+
	7	7	14	14	1.50	1.50	2.50	2.50	8.00 (3.5 - 10.1)	2.22 (1.17 - 3.58)	3.60	8.0	6.0	A+
	7	7	14	18	1.35	1.35	2.25	3.04	8.00 (3.5 - 10.1)	2.22 (1.17 - 3.58)	3.60	8.0	6.0	A+
	7	9	9	9	1.81	2.03	2.03	2.03	7.90 (2.8 - 9.9)	2.22 (0.98 - 3.56)	3.56	7.9	6.2	A++
	7	9	9	12	1.76	1.96	1.96	2.32	8.00 (2.8 - 10.0)	2.22 (0.98 - 3.56)	3.60	8.0	6.1	A++
	7	9	9	14	1.64	1.83	1.83	2.70	8.00 (3.5 - 10.1)	2.22 (1.17 - 3.58)	3.60	8.0	6.1	A++
	7	9	9	18	1.45	1.64	1.64	3.27	8.00 (3.5 - 10.1)	2.22 (1.17 - 3.56)	3.60	8.0	6.0	A+
	7	9	12	12	1.68	1.88	2.22	2.22	8.00 (2.8 - 10.0)	2.22 (0.98 - 3.56)	3.60	8.0	6.1	A++
	7	9	12	14	1.57	1.76	2.08	2.59	8.00 (3.5 - 10.1)	2.22 (1.17 - 3.58)	3.60	8.0	6.0	A+
	7	9	12	18	1.40	1.58	1.87	3.15	8.00 (3.5 - 10.1)	2.22 (1.17 - 3.56)	3.60	8.0	6.0	A+
	7	9	14	14	1.48	1.66	2.43	2.43	8.00 (3.5 - 10.1)	2.22 (1.17 - 3.58)	3.60	8.0	6.0	A+
	7	9	14	18	1.32	1.49	2.21	2.98	8.00 (4.7 - 10.1)	2.22 (1.27 - 3.57)	3.60	8.0	6.0	A+
	7	12	12	12	1.61	2.13	2.13	2.13	8.00 (2.8 - 10.1)	2.22 (0.98 - 3.56)	3.60	8.0	6.0	A+
	7	12	12	14	1.51	2.00	2.00	2.49	8.00 (3.5 - 10.1)	2.22 (1.17 - 3.58)	3.60	8.0	6.0	A+
	7	12	12	18	1.35	1.80	1.80	3.04	8.00 (3.5 - 10.1)	2.22 (1.17 - 3.56)	3.60	8.0	6.0	A+
	7	12	14	14	1.41	1.89	2.35	2.35	8.00 (3.5 - 10.1)	2.22 (1.17 - 3.58)	3.60	8.0	6.0	A+
	9	9	9	9	2.00	2.00	2.00	2.00	8.00 (3.5 - 10.0)	2.22 (1.17 - 3.56)	3.60	8.0	6.2	A++
	9	9	9	12	1.91	1.91	1.91	2.27	8.00 (3.5 - 10.0)	2.22 (1.17 - 3.56)	3.60	8.0	6.1	A++
	9	9	9	14	1.79	1.79	1.79	2.63	8.00 (3.5 - 10.0)	2.22 (1.17 - 3.56)	3.60	8.0	6.0	A+
	9	9	9	18*1	1.60	1.60	1.60	3.20	8.00 (4.7 - 10.0)	2.22 (1.17 - 3.56)	3.60	8.0	6.0	A+
	9	9	12	12	1.83	1.83	2.17	2.17	8.00 (3.5 - 10.0)	2.22 (1.17 - 3.56)	3.60	8.0	6.0	A+
	9	9	12	14	1.72	1.72	2.03	2.53	8.00 (3.5 - 10.0)	2.22 (1.17 - 3.56)	3.60	8.0	6.0	A+
	9	9	12	18*2	1.54	1.54	1.83	3.09	8.00 (4.7 - 10.0)	2.22 (1.17 - 3.56)	3.60	8.0	6.0	A+
	9	9	14	14	1.62	1.62	2.38	2.38	8.00 (4.7 - 10.0)	2.22 (1.17 - 3.56)	3.60	8.0	6.0	A+
	9	12	12	12	1.76	2.08	2.08	2.08	8.00 (3.5 - 10.0)	2.22 (1.17 - 3.56)	3.60	8.0	6.0	A+
	9	12	12	14	1.66	1.95	1.95	2.44	8.00 (3.5 - 10.0)	2.22 (1.17 - 3.56)	3.60	8.0	6.0	A+
	9	12	14	14	1.55	1.85	2.30	2.30	8.00 (4.7 - 10.0)	2.22 (1.17 - 3.56)	3.60	8.0	6.0	A+
	12	12	12	12	2.00	2.00	2.00	2.00	8.00 (3.5 - 10.0)	2.22 (1.17 - 3.56)	3.60	8.0	6.0	A+

Note: •7:7000Btu/h / 9:9000Btu/h / 12:12000Btu/h / 14:14000Btu/h / 18:18000Btu/h / 24:24000Btu/h models
•The above is the value for connecting with Wall Mounted type.
•3 or more indoor units should be connected.
•Cooling capacity is based on 27°CDB/19°CWB (indoor temperature), 35°CDB (outdoor temperature).
•Pipe Length: 5 m, Height difference: 0 m (Outdoor unit to Indoor unit)
•The Total ability of connected indoor unit is up to 49000Btu from 27000Btu.
*1: Connection of ASYG18L + ARYG09L + ARYG09L + ARYG09L is not available. All types other than this combination can be connected.
*2: Connection of ASYG18L + ARYG12L + ARYG09L + ARYG09L is not available. All types other than this combination can be connected.



4 Rooms Multi heating

AOYG30LAT4	Combination of Indoor Unit				HEATING OPERATION									
					Heating Capacity					Input Power (min-max)	EER	Seasonal Data		
					Room 1	Room 2	Room 3	Room 4	Total Capacity (min-max)			Pdesign	SEER	Energy efficiency class
					kW	kW	kW	kW	kW	kW		kW		
3 Room	7	7	14	-	2.42	2.42	4.15	-	9.00 (1.8 - 10.1)	2.66 (0.58 - 3.53)	3.38	5.8	3.8	A
	7	7	18	-	2.27	2.27	4.86	-	9.40 (3.3 - 11.2)	2.46 (0.87 - 3.52)	3.82	5.8	3.8	A
	7	7	24	-	2.03	2.03	5.44	-	9.50 (3.3 - 11.5)	2.47 (0.87 - 3.52)	3.85	5.8	3.8	A
	7	9	12	-	2.49	2.94	3.56	-	9.00 (1.8 - 10.0)	2.69 (0.58 - 3.51)	3.35	5.8	3.8	A
	7	9	14	-	2.33	2.75	4.00	-	9.10 (3.3 - 10.2)	2.64 (0.87 - 3.50)	3.45	5.8	3.8	A
	7	9	18	-	2.17	2.56	4.66	-	9.40 (3.3 - 11.3)	2.45 (0.87 - 3.50)	3.84	5.8	3.8	A
	7	9	24	-	1.98	2.33	5.29	-	9.60 (3.3 - 11.5)	2.46 (0.87 - 3.51)	3.90	5.8	3.8	A
	7	12	12	-	2.33	3.33	3.33	-	9.00 (1.8 - 10.1)	2.66 (0.58 - 3.48)	3.38	5.8	3.8	A
	7	12	14	-	2.22	3.17	3.80	-	9.20 (3.3 - 10.3)	2.62 (0.87 - 3.48)	3.51	5.8	3.8	A
	7	12	18	-	2.08	2.97	4.45	-	9.50 (3.3 - 11.4)	2.44 (0.87 - 3.47)	3.89	5.8	3.8	A
	7	12	24	-	1.88	2.69	5.03	-	9.60 (3.3 - 11.7)	2.45 (0.87 - 3.56)	3.92	5.8	3.8	A
	7	14	14	-	2.10	3.60	3.60	-	9.30 (3.3 - 10.6)	2.59 (0.87 - 3.48)	3.59	5.8	3.8	A
	7	14	18	-	1.96	3.35	4.19	-	9.50 (3.7 - 11.5)	2.42 (0.97 - 3.52)	3.93	5.8	3.8	A
	7	14	24	-	1.78	3.05	4.77	-	9.60 (3.3 - 11.7)	2.45 (0.87 - 3.56)	3.92	5.8	3.8	A
	7	18	18	-	1.82	3.89	3.89	-	9.60 (3.7 - 12.0)	2.40 (0.97 - 3.52)	4.00	5.8	3.8	A
	7	18	24	-	1.65	3.53	4.42	-	9.60 (4.3 - 12.0)	2.40 (1.12 - 3.52)	4.00	5.8	3.8	A
	9	9	9	-	3.00	3.00	3.00	-	9.00 (3.3 - 10.0)	2.69 (0.87 - 3.51)	3.35	5.8	3.8	A
	9	9	12	-	2.80	2.80	3.39	-	9.00 (3.3 - 10.1)	2.67 (0.87 - 3.48)	3.37	5.8	3.8	A
	9	9	14	-	2.66	2.66	3.87	-	9.20 (3.3 - 10.3)	2.63 (0.87 - 3.48)	3.50	5.8	3.8	A
	9	9	18	-	2.49	2.49	4.52	-	9.50 (3.7 - 11.4)	2.44 (0.97 - 3.48)	3.89	5.8	3.8	A
	9	9	24	-	2.25	2.25	5.11	-	9.60 (3.7 - 11.7)	2.45 (0.97 - 3.57)	3.92	5.8	3.8	A
	9	12	12	-	2.65	3.22	3.22	-	9.10 (3.3 - 10.3)	2.65 (0.87 - 3.52)	3.43	5.8	3.8	A
	9	12	14	-	2.53	3.07	3.69	-	9.30 (3.3 - 10.5)	2.61 (0.87 - 3.52)	3.56	5.8	3.8	A
	9	12	18	-	2.36	2.86	4.29	-	9.50 (3.7 - 11.4)	2.43 (0.97 - 3.47)	3.91	5.8	3.8	A
	9	12	24	-	2.14	2.59	4.86	-	9.60 (3.7 - 11.8)	2.44 (0.97 - 3.55)	3.93	5.8	3.8	A
	9	14	14	-	2.38	3.46	3.46	-	9.30 (3.7 - 10.7)	2.58 (0.97 - 3.46)	3.60	5.8	3.8	A
	9	14	18	-	2.22	3.23	4.04	-	9.50 (3.7 - 11.6)	2.41 (0.97 - 3.51)	3.94	5.8	3.8	A
	9	14	24	-	2.03	2.95	4.62	-	9.60 (4.3 - 11.9)	2.42 (1.12 - 3.57)	3.97	5.8	3.8	A
	9	18	18	-	2.07	3.76	3.76	-	9.60 (4.3 - 12.0)	2.40 (1.12 - 3.52)	4.00	5.8	3.8	A
	12	12	12	-	3.07	3.07	3.07	-	9.20 (3.3 - 10.3)	2.63 (0.87 - 3.49)	3.50	5.8	3.8	A
	12	12	14	-	2.91	2.91	3.49	-	9.30 (3.3 - 10.6)	2.59 (0.87 - 3.49)	3.59	5.8	3.8	A
	12	12	18	-	2.71	2.71	4.07	-	9.50 (3.7 - 11.6)	2.42 (0.97 - 3.52)	3.93	5.8	3.8	A
	12	12	24	-	2.48	2.48	4.65	-	9.60 (3.7 - 11.8)	2.43 (0.97 - 3.54)	3.95	5.8	3.8	A
	12	14	14	-	2.76	3.32	3.32	-	9.40 (3.7 - 10.8)	2.40 (0.97 - 3.50)	3.92	5.8	3.8	A
	12	14	18	-	2.57	3.08	3.85	-	9.50 (3.7 - 11.6)	2.40 (0.97 - 3.49)	3.96	5.8	3.8	A
	12	18	18	-	2.40	3.60	3.60	-	9.60 (4.3 - 12.0)	2.40 (1.12 - 3.52)	4.00	5.8	3.8	A
4 Room	7	7	7	7	2.35	2.35	2.35	2.35	9.40 (1.8 - 10.8)	2.43 (0.58 - 3.47)	3.87	6.2	4.0	A+
	7	7	7	9	2.27	2.27	2.27	2.68	9.50 (1.8 - 10.9)	2.42 (0.58 - 3.51)	3.88	6.2	4.0	A+
	7	7	7	12	2.14	2.14	2.14	3.06	9.50 (1.8 - 11.1)	2.41 (0.58 - 3.55)	3.94	6.2	4.0	A+
	7	7	7	14	2.04	2.04	2.04	3.49	9.60 (3.3 - 11.3)	2.38 (0.87 - 3.56)	4.03	6.2	4.0	A+
	7	7	7	18	1.87	1.87	1.87	4.00	9.60 (3.3 - 12.0)	2.27 (0.87 - 3.56)	4.23	6.2	4.0	A+
	7	7	9	9	2.18	2.18	2.57	2.57	9.50 (3.3 - 10.9)	2.41 (0.87 - 3.44)	3.94	6.2	4.0	A+
	7	7	9	12	2.06	2.06	2.43	2.95	9.50 (3.3 - 11.1)	2.40 (0.87 - 3.54)	3.96	6.2	4.0	A+
	7	7	9	14	1.96	1.96	2.31	3.36	9.60 (3.3 - 11.4)	2.38 (0.87 - 3.54)	4.03	6.2	4.0	A+
	7	7	9	18	1.80	1.80	2.13	3.87	9.60 (3.7 - 12.0)	2.27 (0.97 - 3.55)	4.23	6.2	4.0	A+
	7	7	12	12	1.98	1.98	2.82	2.82	9.60 (3.3 - 11.3)	2.39 (0.87 - 3.57)	4.02	6.2	4.0	A+
	7	7	12	14	1.87	1.87	2.67	3.20	9.60 (3.3 - 11.5)	2.36 (0.87 - 3.58)	4.07	6.2	4.0	A+
	7	7	12	18	1.72	1.72	2.46	3.69	9.60 (3.7 - 12.0)	2.27 (0.97 - 3.58)	4.23	6.2	4.0	A+
	7	7	14	14	1.77	1.77	3.03	3.03	9.60 (3.7 - 11.8)	2.34(0.97 - 3.58)	4.10	6.2	4.0	A+
	7	7	14	18	1.64	1.64	2.81	3.51	9.60 (3.7 - 12.0)	2.27 (0.97 - 3.56)	4.23	6.2	4.0	A+
	7	9	9	9	2.09	2.47	2.47	2.47	9.50 (3.3 - 11.2)	2.40 (0.87 - 3.54)	4.00	6.2	4.0	A+
	7	9	9	12	2.01	2.36	2.36	2.87	9.60 (3.3 - 11.3)	2.39(0.87 - 3.58)	4.02	6.2	4.0	A+
	7	9	9	14	1.89	2.23	2.23	3.25	9.60 (3.7 - 11.5)	2.37 (0.97 - 3.58)	4.05	6.2	4.0	A+
	7	9	9	18	1.75	2.06	2.06	3.74	9.60 (3.7 - 12.0)	2.27 (0.97 - 3.58)	4.23	6.2	4.0	A+
	7	9	12	12	1.91	2.25	2.72	2.72	9.60 (3.3 - 11.4)	2.38 (0.87 - 3.58)	4.03	6.2	4.0	A+
	7	9	12	14	1.80	2.13	2.58	3.09	9.60 (3.7 - 11.6)	2.35 (0.97 - 3.58)	4.09	6.2	4.0	A+
	7	9	12	18	1.67	1.97	2.39	3.58	9.60 (3.7 - 12.0)	2.27 (0.97 - 3.58)	4.23	6.2	4.0	A+
	7	9	14	14	1.71	2.02	2.94	2.94	9.60 (3.7 - 11.8)	2.33 (0.97 - 3.58)	4.12	6.2	4.0	A+
	7	9	14	18	1.59	1.87	2.73	3.41	9.60 (4.3 - 12.0)	2.27 (1.12 - 3.58)	4.23	6.2	4.0	A+
	7	12	12	12	1.81	2.59	2.59	2.59	9.60 (3.3 - 11.5)	2.37 (0.87 - 3.58)	4.05	6.2	4.0	A+
	7	12	12	14	1.72	2.46	2.46	2.95	9.60 (3.7 - 11.7)	2.34 (0.97 - 3.58)	4.10	6.2	4.0	A+
	7	12	12	18	1.60	2.29	2.29	3.43	9.60 (3.7 - 12.0)	2.27 (0.97 - 3.56)	4.23	6.2	4.0	A+
	7	12	14	14	1.64	2.34	2.81	2.81	9.60 (3.7 - 11.9)	2.32 (0.97 - 3.58)	4.14	6.2	4.0	A+
	9	9	9	9	2.40	2.40	2.40	2.40	9.60 (3.7 - 11.3)	2.40 (0.97 - 3.58)	4.00	6.2	4.0	A+
	9	9	9	12	2.28	2.28	2.28	2.76	9.60 (3.7 - 11.4)	2.38 (0.97 - 3.58)	4.03	6.2	4.0	A+
	9	9	9	14	2.16	2.16	2.16	3.14	9.60 (3.7 - 11.6)	2.36 (0.97 - 3.58)	4.07	6.2	4.0	A+
	9	9	9	18*1	1.99	1.99	1.99	3.62	9.60 (4.3 - 12.0)	2.27 (1.12 - 3.58)	4.23	6.2	4.0	A+
	9	9	12	12	2.17	2.17	2.63	2.63	9.60 (3.7 - 11.5)	2.37 (0.97 - 3.58)	4.05	6.2	4.0	A+
	9	9	12	14	2.06	2.06	2.49	2.99	9.60 (3.7 - 11.7)	2.35 (0.97 - 3.58)	4.09	6.2	4.0	A+
	9	9	12	18*2	1.91	1.91	2.31	3.47	9.60 (4.3 - 12.0)	2.27 (1.12 - 3.58)	4.23	6.2	4.0	A+
	9	9	14	14	1.96	1.96	2.84	2.84	9.60 (4.3 - 11.9)	2.33 (1.12 - 3.58)	4.12	6.2	4.0	A+
	9	12	12	12	2.07	2.51	2.51	2.51	9.60 (3.7 - 11.6)	2.36 (0.97 - 3.58)	4.07	6.2	4.0	A+
	9	12	12	14	1.97	2.39	2.39	2.87	9.60 (3.7 - 11.8)	2.34 (0.97 - 3.58)	4.10	6.2	4.0	A+
	9	12	14	14	1.87	2.27	2.73	2.73	9.60 (4.3 - 11.9)	2.31 (1.12 - 3.58)	4.16	6.2	4.0	A+
	12	12	12	12	2.40	2.40	2.40	2.40	9.60 (3.7 - 11.6)	2.35 (0.97 - 3.58)	4.09	6.2	4.0	A+

Note: •7:7000Btu/h / 9:9000Btu/h / 12:12000Btu/h / 14:14000Btu/h / 18:18000Btu/h / 24:24000Btu/h models
•The above is the value for connecting with Wall Mounted type.
•3 or more indoor units should be connected.
•Heating capacity is based on 20°CDB (indoor temperature), 7°CDB/6°CWB (outdoor temperature).
•Pipe Length: 5 m, Height difference: 0 m (Outdoor unit to Indoor unit)
•The Total ability of connected indoor unit is up to 49000Btu from 27000Btu.
*1: Connection of ASYG18L + ARYG09L + ARYG09L + ARYG09L is not available. All types other than this combination can be connected.
*2: Connection of ASYG18L + ARYG12L + ARYG09L + ARYG09L is not available. All types other than this combination can be connected.

Multi Combination Table for 5 Rooms-Cooling

5 Rooms Multi cooling

AOYG36LBLA5	Combination of Indoor Unit					COOLING OPERATION										
						Cooling Capacity						Input Power (min-max)	EER	Seasonal Data		
						Room 1	Room 2	Room 3	Room 4	Room 5	Total Capacity (min-max)			Pdesign	SEER	Energy efficiency class
						kW	kW	kW	kW	kW	kW	kW		kW		
2 Room	7	24	-	-	-	2.00	7.00	-	-	-	9.0 (3.5-11.1)	2.31 (0.8-3.29)	3.89	9.0	6.5	A++
	9	24	-	-	-	2.50	7.00	-	-	-	9.5 (3.5-11.8)	2.53 (0.8-3.59)	3.75	9.5	6.5	A++
	12	24	-	-	-	3.33	6.67	-	-	-	10.0 (3.5-12.5)	2.81 (0.8-3.88)	3.56	10.0	6.5	A++
	14	24	-	-	-	3.68	6.32	-	-	-	10.0 (3.5-12.5)	2.81 (0.8-3.88)	3.56	10.0	6.5	A++
	18	18	-	-	-	5.00	5.00	-	-	-	10.0 (3.5-12.5)	2.81 (0.8-3.88)	3.56	10.0	6.5	A++
	18	24	-	-	-	4.29	5.71	-	-	-	10.0 (3.5-12.5)	2.79 (0.8-3.88)	3.58	10.0	6.4	A++
	24	24	-	-	-	5.00	5.00	-	-	-	10.0 (3.5-12.5)	2.78 (0.8-3.88)	3.60	10.0	6.4	A++
3 Room	7	7	14	-	-	2.00	2.00	4.00	-	-	8.0 (3.5-10.0)	1.90 (0.8-2.85)	4.21	8.0	6.7	A++
	7	7	18	-	-	2.00	2.00	5.00	-	-	9.0 (3.5-11.4)	2.32 (0.8-3.44)	3.88	9.0	6.7	A++
	7	7	24	-	-	1.84	1.84	6.32	-	-	10.0 (3.5-12.5)	2.81 (0.8-3.88)	3.56	10.0	6.6	A++
	7	9	12	-	-	2.00	2.50	3.50	-	-	8.0 (3.5-10.0)	1.90 (0.8-2.85)	4.21	8.0	6.7	A++
	7	9	14	-	-	2.00	2.50	4.00	-	-	8.5 (3.5-10.7)	2.10 (0.8-3.15)	4.05	8.5	6.7	A++
	7	9	18	-	-	2.00	2.50	5.00	-	-	9.5 (3.5-12.1)	2.55 (0.8-3.74)	3.72	9.5	6.6	A++
	7	9	24	-	-	1.75	2.25	6.00	-	-	10.0 (3.5-12.5)	2.80 (0.8-3.88)	3.57	10.0	6.6	A++
	7	12	12	-	-	2.00	3.50	3.50	-	-	9.0 (3.5-11.1)	2.27 (0.8-3.29)	3.97	9.0	6.7	A++
	7	12	14	-	-	2.00	3.50	4.00	-	-	9.5 (3.5-11.8)	2.50 (0.8-3.59)	3.80	9.5	6.7	A++
	7	12	18	-	-	1.89	3.24	4.87	-	-	10.0 (3.5-12.5)	2.81 (0.8-3.88)	3.56	10.0	6.6	A++
	7	12	24	-	-	1.63	2.79	5.58	-	-	10.0 (3.5-12.5)	2.79 (0.8-3.88)	3.59	10.0	6.6	A++
	7	14	14	-	-	2.00	4.00	4.00	-	-	10.0 (3.5-12.5)	2.81 (0.8-3.88)	3.56	10.0	6.6	A++
	7	14	18	-	-	1.79	3.59	4.62	-	-	10.0 (3.5-12.5)	2.80 (0.8-3.88)	3.57	10.0	6.6	A++
	7	14	24	-	-	1.56	3.11	5.33	-	-	10.0 (3.5-12.5)	2.78 (0.8-3.88)	3.60	10.0	6.5	A++
	7	18	18	-	-	1.62	4.19	4.19	-	-	10.0 (3.5-12.5)	2.79 (0.8-3.88)	3.59	10.0	6.6	A++
	7	18	24	-	-	1.43	3.67	4.90	-	-	10.0 (3.5-12.5)	2.77 (0.8-3.88)	3.61	10.0	6.5	A++
	9	9	9	-	-	2.50	2.50	2.50	-	-	7.5 (3.5-9.6)	1.74 (0.8-2.70)	4.30	7.5	6.7	A++
	9	9	12	-	-	2.50	2.50	3.50	-	-	8.5 (3.5-10.7)	2.10 (0.8-3.15)	4.05	8.5	6.7	A++
	9	9	14	-	-	2.50	2.50	4.00	-	-	9.0 (3.5-11.4)	2.32 (0.8-3.44)	3.88	9.0	6.7	A++
	9	9	18	-	-	2.50	2.50	5.00	-	-	10.0 (3.5-12.5)	2.81 (0.8-3.88)	3.56	10.0	6.6	A++
	9	9	24	-	-	2.14	2.14	5.72	-	-	10.0 (3.5-12.5)	2.79 (0.8-3.88)	3.58	10.0	6.6	A++
	9	12	12	-	-	2.50	3.50	3.50	-	-	9.5 (3.5-11.8)	2.50 (0.8-3.59)	3.80	9.5	6.7	A++
	9	12	14	-	-	2.50	3.50	4.00	-	-	10.0 (3.5-12.5)	2.81 (0.8-3.88)	3.56	10.0	6.6	A++
	9	12	18	-	-	2.31	3.08	4.61	-	-	10.0 (3.5-12.5)	2.80 (0.8-3.88)	3.57	10.0	6.6	A++
	9	12	24	-	-	2.00	2.67	5.33	-	-	10.0 (3.5-12.5)	2.78 (0.8-3.88)	3.60	10.0	6.5	A++
	9	14	14	-	-	2.44	3.78	3.78	-	-	10.0 (3.5-12.5)	2.81 (0.8-3.88)	3.56	10.0	6.6	A++
	9	14	18	-	-	2.20	3.41	4.39	-	-	10.0 (3.5-12.5)	2.79 (0.8-3.88)	3.58	10.0	6.6	A++
	9	14	24	-	-	1.91	2.98	5.11	-	-	10.0 (3.5-12.5)	2.78 (0.8-3.88)	3.60	10.0	6.5	A++
	9	18	18	-	-	2.00	4.00	4.00	-	-	10.0 (3.5-12.5)	2.78 (0.8-3.88)	3.60	10.0	6.5	A++
	9	18	24	-	-	1.76	3.53	4.71	-	-	10.0 (3.5-12.5)	2.76 (0.8-3.88)	3.62	10.0	6.5	A++
	12	12	12	-	-	3.33	3.33	3.33	-	-	10.0 (3.5-12.5)	2.81 (0.8-3.88)	3.56	10.0	6.6	A++
	12	12	14	-	-	3.16	3.16	3.68	-	-	10.0 (3.5-12.5)	2.81 (0.8-3.88)	3.56	10.0	6.6	A++
	12	12	18	-	-	2.86	2.86	4.28	-	-	10.0 (3.5-12.5)	2.79 (0.8-3.88)	3.58	10.0	6.6	A++
	12	12	24	-	-	2.50	2.50	5.00	-	-	10.0 (3.5-12.5)	2.77 (0.8-3.88)	3.61	10.0	6.5	A++
	12	14	14	-	-	3.00	3.50	3.50	-	-	10.0 (3.5-12.5)	2.80 (0.8-3.88)	3.57	10.0	6.6	A++
	12	14	18	-	-	2.73	3.18	4.09	-	-	10.0 (3.5-12.5)	2.79 (0.8-3.88)	3.59	10.0	6.6	A++
	12	14	24	-	-	2.40	2.80	4.80	-	-	10.0 (3.5-12.5)	2.76 (0.8-3.88)	3.62	10.0	6.5	A++
	12	18	18	-	-	2.50	3.75	3.75	-	-	10.0 (3.5-12.5)	2.77 (0.8-3.88)	3.61	10.0	6.5	A++
	12	18	24	-	-	2.22	3.33	4.45	-	-	10.0 (3.5-12.5)	2.75 (0.8-3.88)	3.64	10.0	6.5	A++
	14	14	14	-	-	3.33	3.33	3.33	-	-	10.0 (3.5-12.5)	2.79 (0.8-3.88)	3.58	10.0	6.6	A++
	14	14	18	-	-	3.04	3.04	3.92	-	-	10.0 (3.5-12.5)	2.78 (0.8-3.88)	3.60	10.0	6.5	A++
	14	14	24	-	-	2.69	2.69	4.62	-	-	10.0 (3.5-12.5)	2.75 (0.8-3.88)	3.63	10.0	6.5	A++
	14	18	18	-	-	2.80	3.60	3.60	-	-	10.0 (3.5-12.5)	2.76 (0.8-3.88)	3.62	10.0	6.5	A++
	18	18	18	-	-	3.33	3.33	3.33	-	-	10.0 (3.5-12.5)	2.75 (0.8-3.88)	3.64	10.0	6.5	A++
4 Room	7	7	7	7	-	2.00	2.00	2.00	2.00	-	8.0 (3.5-10.0)	1.84 (0.8-2.85)	4.34	8.0	6.8	A++
	7	7	7	9	-	2.00	2.00	2.00	2.50	-	8.5 (3.5-10.7)	2.00 (0.8-3.15)	4.25	8.5	6.8	A++
	7	7	7	12	-	2.00	2.00	2.00	3.50	-	9.5 (3.5-11.8)	2.32 (0.8-3.59)	4.10	9.5	6.8	A++
	7	7	7	14	-	2.00	2.00	2.00	4.00	-	10.0 (3.5-12.5)	2.50 (0.8-3.88)	4.00	10.0	6.8	A++
	7	7	7	18	-	1.79	1.79	1.79	4.63	-	10.0 (3.5-12.5)	2.49 (0.8-3.88)	4.01	10.0	6.8	A++
	7	7	7	24	-	1.56	1.56	1.56	5.32	-	10.0 (3.5-12.5)	2.47 (0.8-3.88)	4.05	10.0	6.7	A++
	7	7	9	9	-	2.00	2.00	2.50	2.50	-	9.0 (3.5-11.4)	2.17 (0.8-3.44)	4.15	9.0	6.8	A++
	7	7	9	12	-	2.00	2.00	2.50	3.50	-	10.0 (3.5-12.5)	2.50 (0.8-3.88)	4.00	10.0	6.8	A++
	7	7	9	14	-	1.89	1.89	2.43	3.79	-	10.0 (3.5-12.5)	2.50 (0.8-3.88)	4.00	10.0	6.8	A++
	7	7	9	18	-	1.71	1.71	2.20	4.38	-	10.0 (3.5-12.5)	2.49 (0.8-3.88)	4.02	10.0	6.8	A++
	7	7	9	24	-	1.49	1.49	1.91	5.11	-	10.0 (3.5-12.5)	2.46 (0.8-3.88)	4.06	10.0	6.7	A++
	7	7	12	12	-	1.84	1.84	3.16	3.16	-	10.0 (3.5-12.5)	2.49 (0.8-3.88)	4.01	10.0	6.8	A++
	7	7	12	14	-	1.75	1.75	3.00	3.50	-	10.0 (3.5-12.5)	2.49 (0.8-3.88)	4.02	10.0	6.8	A++
	7	7	12	18	-	1.59	1.59	2.73	4.09	-	10.0 (3.5-12.5)	2.48 (0.8-3.88)	4.04	10.0	6.8	A++
	7	7	12	24	-	1.40	1.40	2.40	4.80	-	10.0 (3.5-12.5)	2.46 (0.8-3.88)	4.07	10.0	6.7	A++
	7	7	14	14	-	1.67	1.67	3.33	3.33	-	10.0 (3.5-12.5)	2.48 (0.8-3.88)	4.03	10.0	6.8	A++
	7	7	14	18	-	1.52	1.52	3.04	3.92	-	10.0 (3.5-12.5)	2.47 (0.8-3.88)	4.05	10.0	6.7	A++
	7	7	14	24	-	1.35	1.35	2.69	4.61	-	10.0 (3.5-12.5)	2.45 (0.8-3.88)	4.08	10.0	6.7	A++
	7	7	18	18	-	1.40	1.40	3.60	3.60	-	10.0 (3.5-12.5)	2.46 (0.8-3.88)	4.07	10.0	6.7	A++
	7	9	9	9	-	2.00	2.50	2.50	2.50	-	9.5 (3.5-12.1)	2.35 (0.8-3.74)	4.05	9.5	6.8	A++
	7	9	9	12	-	1.89	2.43	2.43	3.25	-	10.0 (3.5-12.5)	2.50 (0.8-3.88)	4.00	10.0	6.8	A++
	7	9	9	14	-	1.79	2.31	2.31	3.59	-	10.0 (3.5-12.5)	2.49 (0.8-3.88)	4.01	10.0	6.8	A++
	7	9	9	18	-	1.63	2.09	2.09	4.19	-	10.0 (3.5-12.5)	2.48 (0.8-3.88)	4.03	10.0	6.8	A++
	7	9	9	24	-	1.43	1.84	1.84	4.89	-	10.0 (3.5-12.5)	2.46 (0.8-3.88)	4.07	10.0	6.7	A++
	7	9	12	12	-	1.75	2.25	3.00	3.00	-	10.0 (3.5-12.5)	2.49 (0.8-3.88)	4.02	10.0	6.8	A++
	7	9	12	14	-	1.67	2.14	2.86	3.33	-	10.0 (3.5-12.5)	2.48 (0.8-3.88)	4.03	10.0	6.8	A++
	7	9	12	18	-	1.52	1.96	2.61	3.91	-	10.0 (3.5-12.5)	2.47 (0.8-3.88)	4.05	10.0	6.7	A++
	7	9	12	24	-	1.35	1.73	2.31	4.61	-	10.0 (3.5-12.5)	2.45 (0.8-3.88)	4.08	10.0	6.7	A++
	7	9	14	14	-	1.59	2.05	3.18	3.18	-	10.0 (3.5-12.5)	2.48 (0.8-3.88)	4.04	10.0	6.8	A++
	7	9	14	18	-	1.46	1.88	2.92	3.74	-	10.0 (3.5-12.5)	2.46 (0.8-3.88)	4.06	10.0	6.7	A++
	7	9	14	24	-	1.30	1.67	2.59	4.44	-	10.0 (3.5-12.5)	2.44 (0.8-3.88)	4.10	10.0	6.7	A++
	7	9	18	18	-	1.35	1.73	3.46	3.46	-	10.0 (3.5-12.5)	2.45 (0.8-3.88)	4.08	10.0	6.7	A++
	7	12	12	12	-	1.63	2.79	2.79	2.79	-	10.0 (3.5-12.5)	2.48 (0.8-3.88)	4.03	10.0	6.8	A++
	7	12	12	14	-	1.56	2.67	2.67	3.10	-	10.0 (3.5-12.5)	2.47 (0.8-3.88)	4.05	10.0	6.7	A++
	7	12	12	18	-	1.43	2.45	2.45	3.67	-	10.0 (3.5-12.5)	2.46 (0.8-3.88)	4.07	10.0	6.7	A++
	7	12	14	14	-	1.49	2.55	2.98	2.98	-	10.0 (3.5-12.5)	2.46 (0.8-3.88)	4.06	10.0	6.7	A++
	7	12	14	18	-	1.37	2.35	2.75	3.53	-	10.0 (3.5-12.5)	2.45 (0.8-3.88)	4.08	10.0	6.7	A++
	7	14	14	14	-	1.42	2.86	2.86	2.86	-	10.0 (3.5-12.5)	2.46 (0.8-3.88)	4.07	10.0	6.7	A++
	7	14	14	18	-	1.32	2.64	2.64	3.40	-	10.0 (3.5-12.5)	2.44 (0.8-3.88)	4.09	10.0	6.7	A++
	9	9	9	9	-	2.50	2.50	2.50	2.50	-	10.0 (3.5-12.5)	2.50 (0.8-3.88)	4.00	10.0	6.8	A++
	9	9	9	12	-	2.31	2.31	2.31	3.07	-	10.0 (3.5-12.5)	2.49 (0.8-3.88)	4.01	10.0	6.8	A++
	9	9	9	14	-	2.20	2.20	2.20	3.40	-	10.0 (3.5-12.5)	2.49 (0.8-3.88)	4.02	10.0	6.8	A++
	9	9	9	18	-	2.00	2.00	2.00	4.00	-	10.0 (3.5-12.5)	2.47 (0.8-3.88)	4.05	10.0	6.7	A++
	9	9	9	24	-	1.76	1.76	1.76	4.72	-	10.0 (3.5-12.5)	2.45 (0.8-3.88)	4.08	10.0	6.7	A++
	9	9	12	12	-	2.14	2.14	2.86	2.86	-	10.0 (3.5-12.5)	2.48 (0.8-3.88)	4.03	10.0	6.8	A++
	9	9	12	14	-	2.05	2.05	2.73	3.17	-	10.0 (3.5-12.5)	2.48 (0.8-3.88)	4.04	10.0	6.8	A++
	9	9	12	18	-	1.88	1.88	2.50	3.74	-	10.0 (3.5-12.5)	2.46 (0.8-3.88)	4.06	10.0	6.7	A++
	9	9	12	24	-	1.67	1.67	2.22	4.44	-	10.0 (3.5-12.5)	2.44 (0.8-3.88)	4.10	10.0	6.7	A++
	9	9	14	14	-	1.96	1.96	3.04	3.04	-	10.0 (3.5-12.5)	2.47 (0.8-3.88)	4.05	10.0	6.7	A++
	9	9	14	18	-	1.80	1.80	2.80	3.60	-	10.0 (3.5-12.5)	2.46 (0.8-3.88)	4.07	10.0	6.7	A++
	9	9	18	18	-	1.67	1.67	3.33	3.33	-	10.0 (3.5-12.5)	2.44 (0.8-3.88)	4.10	10.0	6.7	A++
	9	12	12	12	-	1.99	2.67	2.67	2.67	-	10.0 (3.5-12.5)	2.47 (0.8-3.88)	4.05	10.0	6.7	A++
	9	12	12	14	-	1.91	2.55	2.55	2.99	-	10.0 (3.5-12.5)	2.46 (0.8-3.88)	4.06	10.0	6.7	A++
	9	12	12	18	-	1.76	2.35	2.35	3.54	-	10.0 (3.5-12.5)	2.45 (0.8-3.88)	4.08	10.0	6.7	A++
	9	12	14	14	-	1.83	2.45	2.86	2.86	-	10.0 (3.5-12.5)	2.46 (0.8-3.88)	4.07	10.0	6.7	A++
	9	12	14	18	-	1.70	2.26	2.64	3.40	-	10.0 (3.5-12.5)	2.44 (0.8-3.88)	4.09	10.0	6.7	A++
	9	14	14	14	-	1.75	2.75	2.75	2.75	-	10.0 (3.5-12.5)	2.45 (0.8-3.88)	4.08	10.0	6.7	A++
	12	12	12	12	-	2.50	2.50	2.50	2.50	-	10.0 (3.5-12.5)	2.46 (0.8-3.88)	4.06	10.0	6.7	A++
	12	12	12	14	-	2.40	2.40	2.40	2.80	-	10.0 (3.5-12.5)	2.46 (0.8-3.88)	4.07	10.0	6.7	A++
	12	12	12	18	-	2.22	2.22	2.22	3.34	-	10.0 (3.5-12.5)	2.44 (0.8-3.88)	4.10	10.0	6.7	A++
	12	12	14	14	-	2.31	2.31	2.69	2.69	-	10.0 (3.5-12.5)	2.45 (0.8-3.88)	4.08	10.0	6.7	A++
	12	14	14	14	-	2.23	2.59	2.59	2.59	-	10.0 (3.5-12.5)	2.44 (0.8-3.88)	4.10	10.0	6.7	A++

Note:
- 7:7000Btu/h / 9:9000Btu/h / 12:12000Btu/h / 14:14000Btu/h / 18:18000Btu/h / 24:24000Btu/h models
- The above is the value for connecting with Wall Mounted type.
- 2 or more indoor units should be connected.
- Cooling capacity is based on 27°CDB/19°CWB (indoor temperature), 35°CDB (outdoor temperature).
- Pipe Length: 5m, Height difference: 0m (Outdoor unit to Indoor unit)
- The Total ability of connected indoor unit is up to 54000Btu from 27000Btu.

5 Rooms Multi cooling

AOYG36LBLA5	Combination of Indoor Unit					COOLING OPERATION										
						Cooling Capacity						Input Power (min-max)	EER	Seasonal Data		
						Room 1	Room 2	Room 3	Room 4	Room 5	Total Capacity (min-max)			Pdesign	SEER	Energy efficiency class
						kW	kW	kW	kW	kW	kW	kW		kW		
5 Room	7	7	7	7	7	2.00	2.00	2.00	2.00	2.00	10.0 (3.5-12.5)	2.44 (0.8-3.88)	4.10	10.0	7.0	A++
	7	7	7	7	9	1.89	1.89	1.89	1.89	2.44	10.0 (3.5-12.5)	2.44 (0.8-3.88)	4.10	10.0	7.0	A++
	7	7	7	7	12	1.75	1.75	1.75	1.75	3.00	10.0 (3.5-12.5)	2.43 (0.8-3.88)	4.11	10.0	7.0	A++
	7	7	7	7	14	1.67	1.67	1.67	1.67	3.32	10.0 (3.5-12.5)	2.42 (0.8-3.88)	4.13	10.0	7.0	A++
	7	7	7	7	18	1.52	1.52	1.52	1.52	3.92	10.0 (3.5-12.5)	2.41 (0.8-3.88)	4.15	10.0	6.9	A++
	7	7	7	7	24	1.35	1.35	1.35	1.35	4.60	10.0 (3.5-12.5)	2.39 (0.8-3.88)	4.19	10.0	6.9	A++
	7	7	7	9	9	1.79	1.79	1.79	2.31	2.31	10.0 (3.5-12.5)	2.43 (0.8-3.88)	4.11	10.0	7.0	A++
	7	7	7	9	12	1.67	1.67	1.67	2.14	2.85	10.0 (3.5-12.5)	2.42 (0.8-3.88)	4.13	10.0	7.0	A++
	7	7	7	9	14	1.59	1.59	1.59	2.05	3.18	10.0 (3.5-12.5)	2.42 (0.8-3.88)	4.14	10.0	7.0	A++
	7	7	7	9	18	1.46	1.46	1.46	1.88	3.74	10.0 (3.5-12.5)	2.40 (0.8-3.88)	4.17	10.0	6.9	A++
	7	7	7	9	24	1.30	1.30	1.30	1.67	4.43	10.0 (3.5-12.5)	2.38 (0.8-3.88)	4.21	10.0	6.9	A++
	7	7	7	12	12	1.56	1.56	1.56	2.66	2.66	10.0 (3.5-12.5)	2.41 (0.8-3.88)	4.15	10.0	7.0	A++
	7	7	7	12	14	1.49	1.49	1.49	2.55	2.98	10.0 (3.5-12.5)	2.40 (0.8-3.88)	4.16	10.0	6.9	A++
	7	7	7	12	18	1.37	1.37	1.37	2.35	3.54	10.0 (3.5-12.5)	2.39 (0.8-3.88)	4.19	10.0	6.9	A++
	7	7	7	14	14	1.43	1.43	1.43	2.86	2.86	10.0 (3.5-12.5)	2.40 (0.8-3.88)	4.17	10.0	6.9	A++
	7	7	7	14	18	1.32	1.32	1.32	2.64	3.40	10.0 (3.5-12.5)	2.38 (0.8-3.88)	4.20	10.0	6.9	A++
	7	7	9	9	9	1.70	1.70	2.20	2.20	2.20	10.0 (3.5-12.5)	2.43 (0.8-3.88)	4.12	10.0	7.0	A++
	7	7	9	9	12	1.59	1.59	2.05	2.05	2.72	10.0 (3.5-12.5)	2.42 (0.8-3.88)	4.14	10.0	7.0	A++
	7	7	9	9	14	1.52	1.52	1.96	1.96	3.04	10.0 (3.5-12.5)	2.41 (0.8-3.88)	4.15	10.0	6.9	A++
	7	7	9	9	18	1.40	1.40	1.80	1.80	3.60	10.0 (3.5-12.5)	2.39 (0.8-3.88)	4.18	10.0	6.9	A++
	7	7	9	12	12	1.49	1.49	1.92	2.55	2.55	10.0 (3.5-12.5)	2.40 (0.8-3.88)	4.16	10.0	6.9	A++
	7	7	9	12	14	1.43	1.43	1.84	2.45	2.85	10.0 (3.5-12.5)	2.40 (0.8-3.88)	4.17	10.0	6.9	A++
	7	7	9	12	18	1.32	1.32	1.70	2.26	3.40	10.0 (3.5-12.5)	2.38 (0.8-3.88)	4.20	10.0	6.9	A++
	7	7	9	14	14	1.37	1.37	1.76	2.75	2.75	10.0 (3.5-12.5)	2.39 (0.8-3.88)	4.19	10.0	6.9	A++
	7	7	12	12	12	1.40	1.40	2.40	2.40	2.40	10.0 (3.5-12.5)	2.39 (0.8-3.88)	4.18	10.0	6.9	A++
	7	7	12	12	14	1.35	1.35	2.31	2.31	2.68	10.0 (3.5-12.5)	2.39 (0.8-3.88)	4.19	10.0	6.9	A++
	7	7	12	14	14	1.30	1.30	2.22	2.59	2.59	10.0 (3.5-12.5)	2.38 (0.8-3.88)	4.21	10.0	6.9	A++
	7	9	9	9	9	1.64	2.09	2.09	2.09	2.09	10.0 (3.5-12.5)	2.42 (0.8-3.88)	4.13	10.0	7.0	A++
	7	9	9	9	12	1.52	1.96	1.96	1.96	2.60	10.0 (3.5-12.5)	2.41 (0.8-3.88)	4.15	10.0	6.9	A++
	7	9	9	9	14	1.46	1.88	1.88	1.88	2.90	10.0 (3.5-12.5)	2.40 (0.8-3.88)	4.17	10.0	6.9	A++
	7	9	9	9	18	1.35	1.73	1.73	1.73	3.46	10.0 (3.5-12.5)	2.39 (0.8-3.88)	4.19	10.0	6.9	A++
	7	9	9	12	12	1.42	1.84	1.84	2.45	2.45	10.0 (3.5-12.5)	2.40 (0.8-3.88)	4.17	10.0	6.9	A++
	7	9	9	12	14	1.37	1.76	1.76	2.35	2.76	10.0 (3.5-12.5)	2.39 (0.8-3.88)	4.19	10.0	6.9	A++
	7	9	9	14	14	1.32	1.70	1.70	2.64	2.64	10.0 (3.5-12.5)	2.38 (0.8-3.88)	4.20	10.0	6.9	A++
	7	9	12	12	12	1.34	1.73	2.31	2.31	2.31	10.0 (3.5-12.5)	2.39 (0.8-3.88)	4.19	10.0	6.9	A++
	7	9	12	12	14	1.30	1.67	2.22	2.22	2.59	10.0 (3.5-12.5)	2.38 (0.8-3.88)	4.21	10.0	6.9	A++
	9	9	9	9	9	2.00	2.00	2.00	2.00	2.00	10.0 (3.5-12.5)	2.41 (0.8-3.88)	4.15	10.0	7.0	A++
	9	9	9	9	12	1.88	1.88	1.88	1.88	2.48	10.0 (3.5-12.5)	2.40 (0.8-3.88)	4.17	10.0	6.9	A++
	9	9	9	9	14	1.80	1.80	1.80	1.80	2.80	10.0 (3.5-12.5)	2.39 (0.8-3.88)	4.18	10.0	6.9	A++
	9	9	9	9	18	1.67	1.67	1.67	1.67	3.32	10.0 (3.5-12.5)	2.38 (0.8-3.88)	4.21	10.0	6.9	A++
	9	9	9	12	12	1.76	1.76	1.76	2.36	2.36	10.0 (3.5-12.5)	2.39 (0.8-3.88)	4.19	10.0	6.9	A++
	9	9	9	12	14	1.70	1.70	1.70	2.26	2.64	10.0 (3.5-12.5)	2.38 (0.8-3.88)	4.20	10.0	6.9	A++
	9	9	12	12	12	1.67	1.67	2.22	2.22	2.22	10.0 (3.5-12.5)	2.38 (0.8-3.88)	4.21	10.0	6.9	A++

Note:
- 7:7000Btu/h / 9:9000Btu/h / 12:12000Btu/h / 14:14000Btu/h / 18:18000Btu/h / 24:24000Btu/h models
- The above is the value for connecting with Wall Mounted type.
- 2 or more indoor units should be connected.
- Cooling capacity is based on 27°CDB/19°CWB (indoor temperature), 35°CDB (outdoor temperature).
- Pipe Length: 5m, Height difference: 0m (Outdoor unit to Indoor unit)
- The Total ability of connected indoor unit is up to 54000Btu from 27000Btu.

Multi Combination Table for 5 Rooms-Heating

5 Rooms Multi heating

AOYG36LBLA5	Combination of Indoor Unit					HEATING OPERATION										
						Heating Capacity						Input Power (min-max)	COP	Seasonal Data		
						Room 1	Room 2	Room 3	Room 4	Room 5	Total Capacity (min-max)			Pdesign	SCOP	Energy efficiency class
						kW	kW	kW	kW	kW	kW	kW		kW		
2 Room	7	24	-	-	-	2.40	8.40	-	-	-	10.8 (3.5-12.4)	2.97 (0.7-3.34)	3.64	8.9	3.9	A
	9	24	-	-	-	3.00	8.40	-	-	-	11.4 (3.5-13.2)	3.15 (0.7-3.58)	3.62	9.0	3.9	A
	12	24	-	-	-	4.00	8.00	-	-	-	12.0 (3.5-14.0)	3.34 (0.7-3.82)	3.59	9.0	4.0	A+
	14	24	-	-	-	4.42	7.58	-	-	-	12.0 (3.5-14.0)	3.33 (0.7-3.82)	3.60	9.0	4.0	A+
	18	18	-	-	-	6.00	6.00	-	-	-	12.0 (3.5-14.0)	3.34 (0.7-3.82)	3.59	9.0	4.0	A+
	18	24	-	-	-	5.14	6.86	-	-	-	12.0 (3.5-14.0)	3.32 (0.7-3.82)	3.61	9.0	4.0	A+
	24	24	-	-	-	6.00	6.00	-	-	-	12.0 (3.5-14.0)	3.31 (0.7-3.82)	3.62	9.0	4.0	A+
3 Room	7	7	14	-	-	2.40	2.40	4.80	-	-	9.6 (3.5-11.2)	2.45 (0.7-2.98)	3.92	8.8	4.0	A+
	7	7	18	-	-	2.40	2.40	6.00	-	-	10.8 (3.5-12.8)	2.80 (0.7-3.46)	3.86	9.0	4.0	A+
	7	7	24	-	-	2.21	2.21	7.58	-	-	12.0 (3.5-14.0)	3.14 (0.7-3.82)	3.82	9.0	4.0	A+
	7	9	12	-	-	2.40	3.00	4.20	-	-	9.6 (3.5-11.2)	2.45 (0.7-2.98)	3.92	8.8	4.0	A+
	7	9	14	-	-	2.40	3.00	4.80	-	-	10.2 (3.5-12.0)	2.63 (0.7-3.22)	3.88	8.9	4.0	A+
	7	9	18	-	-	2.40	3.00	6.00	-	-	11.4 (3.5-13.6)	2.97 (0.7-3.70)	3.84	9.0	4.0	A+
	7	9	24	-	-	2.10	2.70	7.20	-	-	12.0 (3.5-14.0)	3.13 (0.7-3.82)	3.83	9.0	4.0	A+
	7	12	12	-	-	2.40	4.20	4.20	-	-	10.8 (3.5-12.4)	2.79 (0.7-3.34)	3.87	8.9	4.0	A+
	7	12	14	-	-	2.40	4.20	4.80	-	-	11.4 (3.5-13.2)	2.96 (0.7-3.58)	3.85	9.0	4.0	A+
	7	12	18	-	-	2.27	3.89	5.84	-	-	12.0 (3.5-14.0)	3.14 (0.7-3.82)	3.82	9.0	4.0	A+
	7	12	24	-	-	1.95	3.35	6.70	-	-	12.0 (3.5-14.0)	3.13 (0.7-3.82)	3.83	9.0	4.0	A+
	7	14	14	-	-	2.40	4.80	4.80	-	-	12.0 (3.5-14.0)	3.14 (0.7-3.82)	3.82	9.0	4.0	A+
	7	14	18	-	-	2.15	4.31	5.54	-	-	12.0 (3.5-14.0)	3.13 (0.7-3.82)	3.83	9.0	4.0	A+
	7	14	24	-	-	1.87	3.73	6.40	-	-	12.0 (3.5-14.0)	3.13 (0.7-3.82)	3.84	9.0	4.0	A+
	7	18	18	-	-	1.96	5.02	5.02	-	-	12.0 (3.5-14.0)	3.13 (0.7-3.82)	3.83	9.0	4.0	A+
	7	18	24	-	-	1.71	4.41	5.88	-	-	12.0 (3.5-14.0)	3.13 (0.7-3.82)	3.84	9.0	4.0	A+
	9	9	9	-	-	3.00	3.00	3.00	-	-	9.0 (3.5-10.8)	2.29 (0.7-2.86)	3.93	8.8	4.0	A+
	9	9	12	-	-	3.00	3.00	4.20	-	-	10.2 (3.5-12.0)	2.63 (0.7-3.22)	3.88	8.9	4.0	A+
	9	9	14	-	-	3.00	3.00	4.80	-	-	10.8 (3.5-12.8)	2.80 (0.7-3.46)	3.86	9.0	4.0	A+
	9	9	18	-	-	3.00	3.00	6.00	-	-	12.0 (3.5-14.0)	3.14 (0.7-3.82)	3.82	9.0	4.0	A+
	9	9	24	-	-	2.57	2.57	6.86	-	-	12.0 (3.5-14.0)	3.13 (0.7-3.82)	3.83	9.0	4.0	A+
	9	12	12	-	-	3.00	4.20	4.20	-	-	11.4 (3.5-13.2)	2.96 (0.7-3.58)	3.85	9.0	4.0	A+
	9	12	14	-	-	3.00	4.20	4.80	-	-	12.0 (3.5-14.0)	3.14 (0.7-3.82)	3.82	9.0	4.0	A+
	9	12	18	-	-	2.77	3.69	5.54	-	-	12.0 (3.5-14.0)	3.13 (0.7-3.82)	3.83	9.0	4.0	A+
	9	12	24	-	-	2.40	3.20	6.40	-	-	12.0 (3.5-14.0)	3.13 (0.7-3.82)	3.84	9.0	4.0	A+
	9	14	14	-	-	2.92	4.54	4.54	-	-	12.0 (3.5-14.0)	3.14 (0.7-3.82)	3.82	9.0	4.0	A+
	9	14	18	-	-	2.63	4.10	5.27	-	-	12.0 (3.5-14.0)	3.13 (0.7-3.82)	3.83	9.0	4.0	A+
	9	14	24	-	-	2.30	3.57	6.13	-	-	12.0 (3.5-14.0)	3.13 (0.7-3.82)	3.84	9.0	4.0	A+
	9	18	18	-	-	2.40	4.80	4.80	-	-	12.0 (3.5-14.0)	3.13 (0.7-3.82)	3.84	9.0	4.0	A+
	9	18	24	-	-	2.12	4.24	5.64	-	-	12.0 (3.5-14.0)	3.12 (0.7-3.82)	3.85	9.0	4.0	A+
	12	12	12	-	-	4.00	4.00	4.00	-	-	12.0 (3.5-14.0)	3.14 (0.7-3.82)	3.82	9.0	4.0	A+
	12	12	14	-	-	3.79	3.79	4.42	-	-	12.0 (3.5-14.0)	3.14 (0.7-3.82)	3.82	9.0	4.0	A+
	12	12	18	-	-	3.43	3.43	5.14	-	-	12.0 (3.5-14.0)	3.13 (0.7-3.82)	3.83	9.0	4.0	A+
	12	12	24	-	-	3.00	3.00	6.00	-	-	12.0 (3.5-14.0)	3.13 (0.7-3.82)	3.84	9.0	4.0	A+
	12	14	14	-	-	3.60	4.20	4.20	-	-	12.0 (3.5-14.0)	3.13 (0.7-3.82)	3.83	9.0	4.0	A+
	12	14	18	-	-	3.27	3.82	4.91	-	-	12.0 (3.5-14.0)	3.13 (0.7-3.82)	3.83	9.0	4.0	A+
	12	14	24	-	-	2.88	3.36	5.76	-	-	12.0 (3.5-14.0)	3.13 (0.7-3.82)	3.84	9.0	4.0	A+
	12	18	18	-	-	3.00	4.50	4.50	-	-	12.0 (3.5-14.0)	3.13 (0.7-3.82)	3.84	9.0	4.0	A+
	12	18	24	-	-	2.67	4.00	5.33	-	-	12.0 (3.5-14.0)	3.12 (0.7-3.82)	3.85	9.0	4.0	A+
	14	14	14	-	-	4.00	4.00	4.00	-	-	12.0 (3.5-14.0)	3.13 (0.7-3.82)	3.83	9.0	4.0	A+
	14	14	18	-	-	3.65	3.65	4.70	-	-	12.0 (3.5-14.0)	3.13 (0.7-3.82)	3.84	9.0	4.0	A+
	14	14	24	-	-	3.23	3.23	5.54	-	-	12.0 (3.5-14.0)	3.12 (0.7-3.82)	3.85	9.0	4.0	A+
	14	18	18	-	-	3.36	4.32	4.32	-	-	12.0 (3.5-14.0)	3.13 (0.7-3.82)	3.84	9.0	4.0	A+
	18	18	18	-	-	4.00	4.00	4.00	-	-	12.0 (3.5-14.0)	3.12 (0.7-3.82)	3.85	9.0	4.0	A+
4 Room	7	7	7	7	-	2.40	2.40	2.40	2.40	-	9.6 (3.5-11.2)	2.31 (0.7-2.98)	4.16	8.8	4.2	A+
	7	7	7	9	-	2.40	2.40	2.40	3.00	-	10.2 (3.5-12.0)	2.47 (0.7-3.22)	4.13	8.9	4.2	A+
	7	7	7	12	-	2.40	2.40	2.40	4.20	-	11.4 (3.5-13.2)	2.79 (0.7-3.58)	4.09	9.0	4.2	A+
	7	7	7	14	-	2.40	2.40	2.40	4.80	-	12.0 (3.5-14.0)	2.95 (0.7-3.82)	4.07	9.0	4.2	A+
	7	7	7	18	-	2.15	2.15	2.15	5.55	-	12.0 (3.5-14.0)	2.94 (0.7-3.82)	4.08	9.0	4.2	A+
	7	7	7	24	-	1.87	1.87	1.87	6.39	-	12.0 (3.5-14.0)	2.93 (0.7-3.82)	4.10	9.0	4.2	A+
	7	7	9	9	-	2.40	2.40	3.00	3.00	-	10.8 (3.5-12.8)	2.64 (0.7-3.46)	4.09	9.0	4.2	A+
	7	7	9	12	-	2.40	2.40	3.00	4.20	-	12.0 (3.5-14.0)	2.95 (0.7-3.82)	4.07	9.0	4.2	A+
	7	7	9	14	-	2.27	2.27	2.92	4.54	-	12.0 (3.5-14.0)	2.95 (0.7-3.82)	4.07	9.0	4.2	A+
	7	7	9	18	-	2.05	2.05	2.63	5.27	-	12.0 (3.5-14.0)	2.94 (0.7-3.82)	4.08	9.0	4.2	A+
	7	7	9	24	-	1.79	1.79	2.30	6.12	-	12.0 (3.5-14.0)	2.93 (0.7-3.82)	4.10	9.0	4.2	A+
	7	7	12	12	-	2.21	2.21	3.79	3.79	-	12.0 (3.5-14.0)	2.94 (0.7-3.82)	4.08	9.0	4.2	A+
	7	7	12	14	-	2.10	2.10	3.60	4.20	-	12.0 (3.5-14.0)	2.94 (0.7-3.82)	4.08	9.0	4.2	A+
	7	7	12	18	-	1.91	1.91	3.27	4.91	-	12.0 (3.5-14.0)	2.93 (0.7-3.82)	4.09	9.0	4.2	A+
	7	7	12	24	-	1.68	1.68	2.88	5.76	-	12.0 (3.5-14.0)	2.92 (0.7-3.82)	4.11	9.0	4.2	A+
	7	7	14	14	-	2.00	2.00	4.00	4.00	-	12.0 (3.5-14.0)	2.93 (0.7-3.82)	4.09	9.0	4.2	A+
	7	7	14	18	-	1.83	1.83	3.65	4.69	-	12.0 (3.5-14.0)	2.93 (0.7-3.82)	4.10	9.0	4.2	A+
	7	7	14	24	-	1.62	1.62	3.23	5.53	-	12.0 (3.5-14.0)	2.92 (0.7-3.82)	4.11	9.0	4.2	A+
	7	7	18	18	-	1.68	1.68	4.32	4.32	-	12.0 (3.5-14.0)	2.92 (0.7-3.82)	4.11	9.0	4.2	A+
	7	9	9	9	-	2.40	3.00	3.00	3.00	-	11.4 (3.5-13.6)	2.80 (0.7-3.70)	4.07	9.0	4.2	A+
	7	9	9	12	-	2.27	2.92	2.92	3.89	-	12.0 (3.5-14.0)	2.95 (0.7-3.82)	4.07	9.0	4.2	A+
	7	9	9	14	-	2.15	2.77	2.77	4.31	-	12.0 (3.5-14.0)	2.94 (0.7-3.82)	4.08	9.0	4.2	A+
	7	9	9	18	-	1.95	2.51	2.51	5.03	-	12.0 (3.5-14.0)	2.93 (0.7-3.82)	4.09	9.0	4.2	A+
	7	9	9	24	-	1.71	2.20	2.20	5.89	-	12.0 (3.5-14.0)	2.92 (0.7-3.82)	4.11	9.0	4.2	A+
	7	9	12	12	-	2.10	2.70	3.60	3.60	-	12.0 (3.5-14.0)	2.94 (0.7-3.82)	4.08	9.0	4.2	A+
	7	9	12	14	-	2.00	2.57	3.43	4.00	-	12.0 (3.5-14.0)	2.93 (0.7-3.82)	4.09	9.0	4.2	A+
	7	9	12	18	-	1.83	2.35	3.13	4.69	-	12.0 (3.5-14.0)	2.93 (0.7-3.82)	4.10	9.0	4.2	A+
	7	9	12	24	-	1.62	2.08	2.77	5.53	-	12.0 (3.5-14.0)	2.92 (0.7-3.82)	4.11	9.0	4.2	A+
	7	9	14	14	-	1.91	2.45	3.82	3.82	-	12.0 (3.5-14.0)	2.93 (0.7-3.82)	4.09	9.0	4.2	A+
	7	9	14	18	-	1.75	2.25	3.50	4.50	-	12.0 (3.5-14.0)	2.93 (0.7-3.82)	4.10	9.0	4.2	A+
	7	9	14	24	-	1.56	2.00	3.11	5.33	-	12.0 (3.5-14.0)	2.91 (0.7-3.82)	4.12	9.0	4.2	A+
	7	9	18	18	-	1.62	2.08	4.15	4.15	-	12.0 (3.5-14.0)	2.92 (0.7-3.82)	4.11	9.0	4.2	A+
	7	12	12	12	-	1.95	3.35	3.35	3.35	-	12.0 (3.5-14.0)	2.93 (0.7-3.82)	4.09	9.0	4.2	A+
	7	12	12	14	-	1.87	3.20	3.20	3.73	-	12.0 (3.5-14.0)	2.93 (0.7-3.82)	4.10	9.0	4.2	A+
	7	12	12	18	-	1.71	2.94	2.94	4.41	-	12.0 (3.5-14.0)	2.92 (0.7-3.82)	4.11	9.0	4.2	A+
	7	12	14	14	-	1.80	3.06	3.57	3.57	-	12.0 (3.5-14.0)	2.93 (0.7-3.82)	4.10	9.0	4.2	A+
	7	12	14	18	-	1.65	2.82	3.29	4.24	-	12.0 (3.5-14.0)	2.92 (0.7-3.82)	4.11	9.0	4.2	A+
	7	14	14	14	-	1.71	3.43	3.43	3.43	-	12.0 (3.5-14.0)	2.92 (0.7-3.82)	4.11	9.0	4.2	A+
	7	14	14	18	-	1.58	3.17	3.17	4.08	-	12.0 (3.5-14.0)	2.91 (0.7-3.82)	4.12	9.0	4.2	A+
	9	9	9	9	-	3.00	3.00	3.00	3.00	-	12.0 (3.5-14.0)	2.95 (0.7-3.82)	4.07	9.0	4.2	A+
	9	9	9	12	-	2.77	2.77	2.77	3.69	-	12.0 (3.5-14.0)	2.94 (0.7-3.82)	4.08	9.0	4.2	A+
	9	9	9	14	-	2.63	2.63	2.63	4.11	-	12.0 (3.5-14.0)	2.94 (0.7-3.82)	4.08	9.0	4.2	A+
	9	9	9	18	-	2.40	2.40	2.40	4.80	-	12.0 (3.5-14.0)	2.93 (0.7-3.82)	4.10	9.0	4.2	A+
	9	9	9	24	-	2.12	2.12	2.12	5.64	-	12.0 (3.5-14.0)	2.92 (0.7-3.82)	4.11	9.0	4.2	A+
	9	9	12	12	-	2.57	2.57	3.43	3.43	-	12.0 (3.5-14.0)	2.93 (0.7-3.82)	4.09	9.0	4.2	A+
	9	9	12	14	-	2.45	2.45	3.27	3.83	-	12.0 (3.5-14.0)	2.93 (0.7-3.82)	4.09	9.0	4.2	A+
	9	9	12	18	-	2.25	2.25	3.00	4.50	-	12.0 (3.5-14.0)	2.93 (0.7-3.82)	4.10	9.0	4.2	A+
	9	9	12	24	-	2.00	2.00	2.67	5.33	-	12.0 (3.5-14.0)	2.91 (0.7-3.82)	4.12	9.0	4.2	A+
	9	9	14	14	-	2.35	2.35	3.65	3.65	-	12.0 (3.5-14.0)	2.93 (0.7-3.82)	4.10	9.0	4.2	A+
	9	9	14	18	-	2.16	2.16	3.36	4.32	-	12.0 (3.5-14.0)	2.92 (0.7-3.82)	4.11	9.0	4.2	A+
	9	9	18	18	-	2.00	2.00	4.00	4.00	-	12.0 (3.5-14.0)	2.91 (0.7-3.82)	4.12	9.0	4.2	A+
	9	12	12	12	-	2.40	3.20	3.20	3.20	-	12.0 (3.5-14.0)	2.93 (0.7-3.82)	4.10	9.0	4.2	A+
	9	12	12	14	-	2.30	3.06	3.06	3.58	-	12.0 (3.5-14.0)	2.93 (0.7-3.82)	4.10	9.0	4.2	A+
	9	12	12	18	-	2.12	2.82	2.82	4.24	-	12.0 (3.5-14.0)	2.92 (0.7-3.82)	4.11	9.0	4.2	A+
	9	12	14	14	-	2.20	2.94	3.43	3.43	-	12.0 (3.5-14.0)	2.92 (0.7-3.82)	4.11	9.0	4.2	A+
	9	12	14	18	-	2.04	2.72	3.17	4.07	-	12.0 (3.5-14.0)	2.91 (0.7-3.82)	4.12	9.0	4.2	A+
	9	14	14	14	-	2.13	3.29	3.29	3.29	-	12.0 (3.5-14.0)	2.92 (0.7-3.82)	4.11	9.0	4.2	A+
	12	12	12	12	-	3.00	3.00	3.00	3.00	-	12.0 (3.5-14.0)	2.93 (0.7-3.82)	4.10	9.0	4.2	A+
	12	12	12	14	-	2.88	2.88	2.88	3.36	-	12.0 (3.5-14.0)	2.92 (0.7-3.82)	4.11	9.0	4.2	A+
	12	12	12	18	-	2.67	2.67	2.67	3.99	-	12.0 (3.5-14.0)	2.91 (0.7-3.82)	4.12	9.0	4.2	A+
	12	12	14	14	-	2.77	2.77	3.23	3.23	-	12.0 (3.5-14.0)	2.92 (0.7-3.82)	4.11	9.0	4.2	A+
	12	14	14	14	-	2.67	3.11	3.11	3.11	-	12.0 (3.5-14.0)	2.91 (0.7-3.82)	4.12	9.0	4.2	A+

Note:
- 7:7000Btu/h / 9:9000Btu/h / 12:12000Btu/h / 14:14000Btu/h / 18:18000Btu/h / 24:24000Btu/h models
- The above is the value for connecting with Wall Mounted type.
- 2 or more indoor units should be connected.
- Cooling capacity is based on 27°CDB/19°CWB (indoor temperature), 35°CDB (outdoor temperature).
- Pipe Length: 5m, Height difference: 0m (Outdoor unit to Indoor unit)
- The Total ability of connected indoor unit is up to 54000Btu from 27000Btu.

5 Rooms Multi heating

AOYG36LBLA5	Combination of Indoor Unit					HEATING OPERATION										
						Heating Capacity						Input Power (min-max)	COP	Seasonal Data		
						Room 1	Room 2	Room 3	Room 4	Room 5	Total Capacity (min-max)			Pdesign	SCOP	Energy efficiency class
						kW	kW	kW	kW	kW	kW	kW		kW		
5 Room	7	7	7	7	7	2.40	2.40	2.40	2.40	2.40	12.0 (3.5-14.0)	2.79 (0.7-3.82)	4.30	9.0	4.4	A+
	7	7	7	7	9	2.27	2.27	2.27	2.27	2.92	12.0 (3.5-14.0)	2.79 (0.7-3.82)	4.30	9.0	4.4	A+
	7	7	7	7	12	2.10	2.10	2.10	2.10	3.60	12.0 (3.5-14.0)	2.78 (0.7-3.82)	4.31	9.0	4.4	A+
	7	7	7	7	14	2.00	2.00	2.00	2.00	4.00	12.0 (3.5-14.0)	2.78 (0.7-3.82)	4.32	9.0	4.4	A+
	7	7	7	7	18	1.83	1.83	1.83	1.83	4.68	12.0 (3.5-14.0)	2.77 (0.7-3.82)	4.33	9.0	4.4	A+
	7	7	7	7	24	1.62	1.62	1.62	1.62	5.52	12.0 (3.5-14.0)	2.76 (0.7-3.82)	4.34	9.0	4.4	A+
	7	7	7	9	9	2.15	2.15	2.15	2.77	2.77	12.0 (3.5-14.0)	2.78 (0.7-3.82)	4.31	9.0	4.4	A+
	7	7	7	9	12	2.00	2.00	2.00	2.57	3.43	12.0 (3.5-14.0)	2.78 (0.7-3.82)	4.32	9.0	4.4	A+
	7	7	7	9	14	1.91	1.91	1.91	2.45	3.82	12.0 (3.5-14.0)	2.78 (0.7-3.82)	4.32	9.0	4.4	A+
	7	7	7	9	18	1.75	1.75	1.75	2.25	4.50	12.0 (3.5-14.0)	2.77 (0.7-3.82)	4.33	9.0	4.4	A+
	7	7	7	9	24	1.56	1.56	1.56	2.00	5.32	12.0 (3.5-14.0)	2.76 (0.7-3.82)	4.35	9.0	4.4	A+
	7	7	7	12	12	1.87	1.87	1.87	3.20	3.20	12.0 (3.5-14.0)	2.77 (0.7-3.82)	4.33	9.0	4.4	A+
	7	7	7	12	14	1.79	1.79	1.79	3.06	3.57	12.0 (3.5-14.0)	2.77 (0.7-3.82)	4.33	9.0	4.4	A+
	7	7	7	12	18	1.65	1.65	1.65	2.82	4.23	12.0 (3.5-14.0)	2.76 (0.7-3.82)	4.34	9.0	4.4	A+
	7	7	7	14	14	1.71	1.71	1.71	3.43	3.43	12.0 (3.5-14.0)	2.76 (0.7-3.82)	4.34	9.0	4.4	A+
	7	7	7	14	18	1.58	1.58	1.58	3.17	4.09	12.0 (3.5-14.0)	2.76 (0.7-3.82)	4.35	9.0	4.4	A+
	7	7	9	9	9	2.05	2.05	2.63	2.63	2.63	12.0 (3.5-14.0)	2.78 (0.7-3.82)	4.31	9.0	4.4	A+
	7	7	9	9	12	1.91	1.91	2.45	2.45	3.28	12.0 (3.5-14.0)	2.78 (0.7-3.82)	4.32	9.0	4.4	A+
	7	7	9	9	14	1.83	1.83	2.35	2.35	3.64	12.0 (3.5-14.0)	2.77 (0.7-3.82)	4.33	9.0	4.4	A+
	7	7	9	9	18	1.68	1.68	2.16	2.16	4.32	12.0 (3.5-14.0)	2.76 (0.7-3.82)	4.34	9.0	4.4	A+
	7	7	9	12	12	1.79	1.79	2.30	3.06	3.06	12.0 (3.5-14.0)	2.77 (0.7-3.82)	4.33	9.0	4.4	A+
	7	7	9	12	14	1.71	1.71	2.20	2.94	3.44	12.0 (3.5-14.0)	2.76 (0.7-3.82)	4.34	9.0	4.4	A+
	7	7	9	12	18	1.58	1.58	2.04	2.72	4.08	12.0 (3.5-14.0)	2.76 (0.7-3.82)	4.35	9.0	4.4	A+
	7	7	9	14	14	1.65	1.65	2.12	3.29	3.29	12.0 (3.5-14.0)	2.76 (0.7-3.82)	4.34	9.0	4.4	A+
	7	7	12	12	12	1.68	1.68	2.88	2.88	2.88	12.0 (3.5-14.0)	2.76 (0.7-3.82)	4.34	9.0	4.4	A+
	7	7	12	12	14	1.62	1.62	2.77	2.77	3.22	12.0 (3.5-14.0)	2.76 (0.7-3.82)	4.34	9.0	4.4	A+
	7	7	12	14	14	1.56	1.56	2.66	3.11	3.11	12.0 (3.5-14.0)	2.76 (0.7-3.82)	4.35	9.0	4.4	A+
	7	9	9	9	9	1.96	2.51	2.51	2.51	2.51	12.0 (3.5-14.0)	2.78 (0.7-3.82)	4.32	9.0	4.4	A+
	7	9	9	9	12	1.83	2.35	2.35	2.35	3.12	12.0 (3.5-14.0)	2.77 (0.7-3.82)	4.33	9.0	4.4	A+
	7	9	9	9	14	1.75	2.25	2.25	2.25	3.50	12.0 (3.5-14.0)	2.77 (0.7-3.82)	4.33	9.0	4.4	A+
	7	9	9	9	18	1.62	2.08	2.08	2.08	4.14	12.0 (3.5-14.0)	2.76 (0.7-3.82)	4.34	9.0	4.4	A+
	7	9	9	12	12	1.72	2.20	2.20	2.94	2.94	12.0 (3.5-14.0)	2.76 (0.7-3.82)	4.34	9.0	4.4	A+
	7	9	9	12	14	1.65	2.12	2.12	2.82	3.29	12.0 (3.5-14.0)	2.76 (0.7-3.82)	4.34	9.0	4.4	A+
	7	9	9	14	14	1.58	2.04	2.04	3.17	3.17	12.0 (3.5-14.0)	2.76 (0.7-3.82)	4.35	9.0	4.4	A+
	7	9	12	12	12	1.61	2.08	2.77	2.77	2.77	12.0 (3.5-14.0)	2.76 (0.7-3.82)	4.34	9.0	4.4	A+
	7	9	12	12	14	1.56	2.00	2.67	2.67	3.10	12.0 (3.5-14.0)	2.76 (0.7-3.82)	4.35	9.0	4.4	A+
	9	9	9	9	9	2.40	2.40	2.40	2.40	2.40	12.0 (3.5-14.0)	2.77 (0.7-3.82)	4.33	9.0	4.4	A+
	9	9	9	9	12	2.25	2.25	2.25	2.25	3.00	12.0 (3.5-14.0)	2.77 (0.7-3.82)	4.33	9.0	4.4	A+
	9	9	9	9	14	2.16	2.16	2.16	2.16	3.36	12.0 (3.5-14.0)	2.76 (0.7-3.82)	4.34	9.0	4.4	A+
	9	9	9	9	18	2.00	2.00	2.00	2.00	4.00	12.0 (3.5-14.0)	2.76 (0.7-3.82)	4.35	9.0	4.4	A+
	9	9	9	12	12	2.12	2.12	2.12	2.82	2.82	12.0 (3.5-14.0)	2.76 (0.7-3.82)	4.34	9.0	4.4	A+
	9	9	9	12	14	2.04	2.04	2.04	2.72	3.16	12.0 (3.5-14.0)	2.76 (0.7-3.82)	4.35	9.0	4.4	A+
	9	9	12	12	12	2.00	2.00	2.67	2.67	2.67	12.0 (3.5-14.0)	2.76 (0.7-3.82)	4.35	9.0	4.4	A+

Note: •7:7000Btu/h / 9:9000Btu/h / 12:12000Btu/h / 14:14000Btu/h / 18:18000Btu/h / 24:24000Btu/h models
•The above is the value for connecting with Wall Mounted type.
•2 or more indoor units should be connected.
•Heating capacity is based on 20°CDB (indoor temperature), 7°CDB/6°CWB (outdoor temperature).
•Pipe Length: 5m, Height difference: 0m (Outdoor unit to Indoor unit)
•The Total ability of connected indoor unit is up to 54000Btu from 27000Btu.

Multi Combination Table for 6 Rooms-Cooling

6 Rooms Multi cooling

AOYG45LBLA6	Combination of Indoor Unit						COOLING OPERATION								
							Cooling Capacity							Input Power (min-max)	EER
							Room 1	Room 2	Room 3	Room 4	Room 5	Room 6	Total Capacity (min-max)		
							kW	kW	kW	kW	kW	kW	kW	kW	
2 Room	12	24	-	-	-	-	3.50	7.00	-	-	-	-	10.5 (3.5-11.5)	3.06 (0.8-3.32)	3.43
	14	24	-	-	-	-	4.00	7.00	-	-	-	-	11.0 (3.5-12.1)	3.28 (0.8-3.70)	3.35
	18	18	-	-	-	-	5.00	5.00	-	-	-	-	10.0 (3.5-11.5)	2.92 (0.8-3.32)	3.42
	18	24	-	-	-	-	5.00	7.00	-	-	-	-	12.0 (3.5-13.4)	3.75 (0.8-4.46)	3.20
	24	24	-	-	-	-	6.25	6.25	-	-	-	-	12.5 (3.5-14.0)	4.01 (0.8-4.84)	3.12
3 Room	7	7	24	-	-	-	2.00	2.00	7.00	-	-	-	11.0 (3.5-12.1)	3.19 (0.8-3.70)	3.45
	7	9	18	-	-	-	2.00	2.50	5.00	-	-	-	9.5 (3.5-10.8)	2.55 (0.8-2.93)	3.73
	7	9	24	-	-	-	2.00	2.50	7.00	-	-	-	11.5 (3.5-12.7)	3.41 (0.8-4.08)	3.37
	7	12	18	-	-	-	2.00	3.50	5.00	-	-	-	10.5 (3.5-11.8)	3.02 (0.8-3.51)	3.48
	7	12	24	-	-	-	2.00	3.50	6.90	-	-	-	12.4 (3.5-13.7)	3.82 (0.8-4.65)	3.25
	7	14	14	-	-	-	2.00	4.00	4.00	-	-	-	10.0 (3.5-11.1)	2.81 (0.8-3.13)	3.56
	7	14	18	-	-	-	2.00	4.00	5.00	-	-	-	11.0 (3.5-12.4)	3.23 (0.8-3.89)	3.41
	7	14	24	-	-	-	1.94	3.89	6.67	-	-	-	12.5 (3.5-14.0)	3.89 (0.8-4.84)	3.21
	7	18	18	-	-	-	2.00	5.00	5.00	-	-	-	12.0 (3.5-13.7)	3.69 (0.8-4.65)	3.25
	7	18	24	-	-	-	1.79	4.59	6.12	-	-	-	12.5 (3.5-14.0)	3.87 (0.8-4.84)	3.23
	7	24	24	-	-	-	1.60	5.45	5.45	-	-	-	12.5 (3.5-14.0)	3.83 (0.8-4.84)	3.26
	9	9	18	-	-	-	2.50	2.50	5.00	-	-	-	10.0 (3.5-11.5)	2.84 (0.8-3.32)	3.52
	9	9	24	-	-	-	2.50	2.50	7.00	-	-	-	12.0 (3.5-13.4)	3.65 (0.8-4.46)	3.29
	9	12	14	-	-	-	2.50	3.50	4.00	-	-	-	10.0 (3.5-11.1)	2.81 (0.8-3.13)	3.56
	9	12	18	-	-	-	2.50	3.50	5.00	-	-	-	11.0 (3.5-12.4)	3.23 (0.8-3.89)	3.41
	9	12	24	-	-	-	2.50	3.33	6.67	-	-	-	12.5 (3.5-14.0)	3.89 (0.8-4.84)	3.21
	9	14	14	-	-	-	2.50	4.00	4.00	-	-	-	10.5 (3.5-11.8)	3.02 (0.8-3.51)	3.48
	9	14	18	-	-	-	2.50	4.00	5.00	-	-	-	11.5 (3.5-13.0)	3.45 (0.8-4.27)	3.33
	9	14	24	-	-	-	2.40	3.72	6.38	-	-	-	12.5 (3.5-14.0)	3.88 (0.8-4.84)	3.22
	9	18	18	-	-	-	2.50	5.00	5.00	-	-	-	12.5 (3.5-14.0)	3.89 (0.8-4.84)	3.21
	9	18	24	-	-	-	2.21	4.41	5.88	-	-	-	12.5 (3.5-14.0)	3.86 (0.8-4.84)	3.24
	9	24	24	-	-	-	1.98	5.26	5.26	-	-	-	12.5 (3.5-14.0)	3.82 (0.8-4.84)	3.27
	12	12	12	-	-	-	3.50	3.50	3.50	-	-	-	10.5 (3.5-11.5)	2.98 (0.8-3.32)	3.52
	12	12	14	-	-	-	3.50	3.50	4.00	-	-	-	11.0 (3.5-12.1)	3.19 (0.8-3.70)	3.45
	12	12	18	-	-	-	3.50	3.50	5.00	-	-	-	12.0 (3.5-13.4)	3.65 (0.8-4.46)	3.29
	12	12	24	-	-	-	3.13	3.13	6.24	-	-	-	12.5 (3.5-14.0)	3.87 (0.8-4.84)	3.23
	12	14	14	-	-	-	3.50	4.00	4.00	-	-	-	11.5 (3.5-12.7)	3.41 (0.8-4.08)	3.37
	12	14	18	-	-	-	3.50	4.00	5.00	-	-	-	12.5 (3.5-14.0)	3.89 (0.8-4.84)	3.21
	12	14	24	-	-	-	3.00	3.50	6.00	-	-	-	12.5 (3.5-14.0)	3.86 (0.8-4.84)	3.24
	12	18	18	-	-	-	3.12	4.69	4.69	-	-	-	12.5 (3.5-14.0)	3.87 (0.8-4.84)	3.23
	12	18	24	-	-	-	2.78	4.17	5.55	-	-	-	12.5 (3.5-14.0)	3.85 (0.8-4.84)	3.25
	12	24	24	-	-	-	2.50	5.00	5.00	-	-	-	12.5 (3.5-14.0)	3.81 (0.8-4.84)	3.28
	14	14	14	-	-	-	4.00	4.00	4.00	-	-	-	12.0 (3.5-13.4)	3.65 (0.8-4.46)	3.29
	14	14	18	-	-	-	3.80	3.80	4.90	-	-	-	12.5 (3.5-14.0)	3.88 (0.8-4.84)	3.22
	14	14	24	-	-	-	3.37	3.37	5.76	-	-	-	12.5 (3.5-14.0)	3.85 (0.8-4.84)	3.25
	14	18	18	-	-	-	3.50	4.50	4.50	-	-	-	12.5 (3.5-14.0)	3.86 (0.8-4.84)	3.24
	14	18	24	-	-	-	3.13	4.02	5.35	-	-	-	12.5 (3.5-14.0)	3.83 (0.8-4.84)	3.26
	14	24	24	-	-	-	2.82	4.84	4.84	-	-	-	12.5 (3.5-14.0)	3.80 (0.8-4.84)	3.29
	18	18	18	-	-	-	4.17	4.17	4.17	-	-	-	12.5 (3.5-14.0)	3.85 (0.8-4.84)	3.25
	18	18	24	-	-	-	3.75	3.75	5.00	-	-	-	12.5 (3.5-14.0)	3.81 (0.8-4.84)	3.28
4 Room	7	7	7	14	-	-	2.00	2.00	2.00	4.00	-	-	10.0 (3.5-11.1)	2.50 (0.8-3.13)	4.00
	7	7	7	18	-	-	2.00	2.00	2.00	5.00	-	-	11.0 (3.5-12.4)	3.06 (0.8-3.89)	3.59
	7	7	7	24	-	-	1.94	1.94	1.94	6.68	-	-	12.5 (3.5-14.0)	3.77 (0.8-4.84)	3.32
	7	7	9	12	-	-	2.00	2.00	2.50	3.50	-	-	10.0 (3.5-11.1)	2.50 (0.8-3.13)	4.00
	7	7	9	14	-	-	2.00	2.00	2.50	4.00	-	-	10.5 (3.5-11.8)	2.79 (0.8-3.51)	3.76
	7	7	9	18	-	-	2.00	2.00	2.50	5.00	-	-	11.5 (3.5-13.0)	3.33 (0.8-4.27)	3.45
	7	7	9	24	-	-	1.86	1.86	2.39	6.39	-	-	12.5 (3.5-14.0)	3.75 (0.8-4.84)	3.33
	7	7	12	12	-	-	2.00	2.00	3.50	3.50	-	-	11.0 (3.5-12.1)	3.00 (0.8-3.70)	3.67
	7	7	12	14	-	-	2.00	2.00	3.50	4.00	-	-	11.5 (3.5-12.7)	3.27 (0.8-4.08)	3.52
	7	7	12	18	-	-	2.00	2.00	3.50	5.00	-	-	12.5 (3.5-14.0)	3.78 (0.8-4.84)	3.31
	7	7	12	24	-	-	1.75	1.75	3.00	6.00	-	-	12.5 (3.5-14.0)	3.74 (0.8-4.84)	3.34
	7	7	14	14	-	-	2.00	2.00	4.00	4.00	-	-	12.0 (3.5-13.4)	3.51 (0.8-4.46)	3.42
	7	7	14	18	-	-	1.90	1.90	3.80	4.90	-	-	12.5 (3.5-14.0)	3.77 (0.8-4.84)	3.32
	7	7	14	24	-	-	1.68	1.68	3.37	5.77	-	-	12.5 (3.5-14.0)	3.73 (0.8-4.84)	3.35
	7	7	18	18	-	-	1.75	1.75	4.50	4.50	-	-	12.5 (3.5-14.0)	3.74 (0.8-4.84)	3.34
	7	7	18	24	-	-	1.56	1.56	4.02	5.36	-	-	12.5 (3.5-14.0)	3.70 (0.8-4.84)	3.38
	7	7	24	24	-	-	1.41	1.41	4.84	4.84	-	-	12.5 (3.5-14.0)	3.67 (0.8-4.84)	3.41
	7	9	9	9	-	-	2.00	2.50	2.50	2.50	-	-	9.5 (3.5-10.8)	2.31 (0.8-2.93)	4.11
	7	9	9	12	-	-	2.00	2.50	2.50	3.50	-	-	10.5 (3.5-11.8)	2.79 (0.8-3.51)	3.76
	7	9	9	14	-	-	2.00	2.50	2.50	4.00	-	-	11.0 (3.5-12.4)	3.06 (0.8-3.89)	3.59
	7	9	9	18	-	-	2.00	2.50	2.50	5.00	-	-	12.0 (3.5-13.7)	3.57 (0.8-4.65)	3.36
	7	9	9	24	-	-	1.79	2.30	2.30	6.11	-	-	12.5 (3.5-14.0)	3.74 (0.8-4.84)	3.34
	7	9	12	12	-	-	2.00	2.50	3.50	3.50	-	-	11.5 (3.5-12.7)	3.27 (0.8-4.08)	3.52
	7	9	12	14	-	-	2.00	2.50	3.50	4.00	-	-	12.0 (3.5-13.4)	3.51 (0.8-4.46)	3.42
	7	9	12	18	-	-	1.90	2.45	3.26	4.89	-	-	12.5 (3.5-14.0)	3.77 (0.8-4.84)	3.32
	7	9	12	24	-	-	1.68	2.16	2.88	5.78	-	-	12.5 (3.5-14.0)	3.73 (0.8-4.84)	3.35
	7	9	14	14	-	-	2.00	2.50	4.00	4.00	-	-	12.5 (3.5-14.0)	3.78 (0.8-4.84)	3.31
	7	9	14	18	-	-	1.82	2.34	3.65	4.69	-	-	12.5 (3.5-14.0)	3.75 (0.8-4.84)	3.33
	7	9	14	24	-	-	1.62	2.08	3.24	5.56	-	-	12.5 (3.5-14.0)	3.71 (0.8-4.84)	3.37
	7	9	18	18	-	-	1.68	2.16	4.33	4.33	-	-	12.5 (3.5-14.0)	3.73 (0.8-4.84)	3.35
	7	9	18	24	-	-	1.51	1.94	3.88	5.17	-	-	12.5 (3.5-14.0)	3.69 (0.8-4.84)	3.39
	7	12	12	12	-	-	1.90	3.50	3.50	3.50	-	-	12.4 (3.5-13.7)	3.69 (0.8-4.65)	3.36
	7	12	12	14	-	-	1.94	3.33	3.33	3.90	-	-	12.5 (3.5-14.0)	3.77 (0.8-4.84)	3.32
	7	12	12	18	-	-	1.79	3.06	3.06	4.59	-	-	12.5 (3.5-14.0)	3.74 (0.8-4.84)	3.34
	7	12	12	24	-	-	1.59	2.73	2.73	5.45	-	-	12.5 (3.5-14.0)	3.71 (0.8-4.84)	3.37
	7	12	14	14	-	-	1.87	3.19	3.72	3.72	-	-	12.5 (3.5-14.0)	3.75 (0.8-4.84)	3.33
	7	12	14	18	-	-	1.72	2.94	3.43	4.41	-	-	12.5 (3.5-14.0)	3.73 (0.8-4.84)	3.35
	7	12	14	24	-	-	1.54	2.63	3.07	5.26	-	-	12.5 (3.5-14.0)	3.70 (0.8-4.84)	3.38
	7	12	18	18	-	-	1.59	2.73	4.09	4.09	-	-	12.5 (3.5-14.0)	3.71 (0.8-4.84)	3.37
	7	12	18	24	-	-	1.43	2.46	3.69	4.92	-	-	12.5 (3.5-14.0)	3.68 (0.8-4.84)	3.40
	7	14	14	14	-	-	1.79	3.57	3.57	3.57	-	-	12.5 (3.5-14.0)	3.74 (0.8-4.84)	3.34
	7	14	14	18	-	-	1.65	3.30	3.30	4.25	-	-	12.5 (3.5-14.0)	3.72 (0.8-4.84)	3.36
	7	14	14	24	-	-	1.48	2.97	2.97	5.08	-	-	12.5 (3.5-14.0)	3.69 (0.8-4.84)	3.39
	7	14	18	18	-	-	1.53	3.07	3.95	3.95	-	-	12.5 (3.5-14.0)	3.70 (0.8-4.84)	3.38
	7	18	18	18	-	-	1.43	3.69	3.69	3.69	-	-	12.5 (3.5-14.0)	3.68 (0.8-4.84)	3.40
	9	9	9	9	-	-	2.50	2.50	2.50	2.50	-	-	10.0 (3.5-11.5)	2.59 (0.8-3.32)	3.86
	9	9	9	12	-	-	2.50	2.50	2.50	3.50	-	-	11.0 (3.5-12.4)	3.06 (0.8-3.89)	3.59
	9	9	9	14	-	-	2.50	2.50	2.50	4.00	-	-	11.5 (3.5-13.0)	3.33 (0.8-4.27)	3.45
	9	9	9	18	-	-	2.50	2.50	2.50	5.00	-	-	12.5 (3.5-14.0)	3.77 (0.8-4.84)	3.32
	9	9	9	24	-	-	2.21	2.21	2.21	5.87	-	-	12.5 (3.5-14.0)	3.73 (0.8-4.84)	3.35
	9	9	12	12	-	-	2.50	2.50	3.50	3.50	-	-	12.0 (3.5-13.4)	3.51 (0.8-4.46)	3.42
	9	9	12	14	-	-	2.50	2.50	3.50	4.00	-	-	12.5 (3.5-14.0)	3.78 (0.8-4.84)	3.31
	9	9	12	18	-	-	2.34	2.34	3.13	4.69	-	-	12.5 (3.5-14.0)	3.75 (0.8-4.84)	3.33
	9	9	12	24	-	-	2.08	2.08	2.78	5.56	-	-	12.5 (3.5-14.0)	3.71 (0.8-4.84)	3.37
	9	9	14	14	-	-	2.45	2.45	3.80	3.80	-	-	12.5 (3.5-14.0)	3.77 (0.8-4.84)	3.32
	9	9	14	18	-	-	2.25	2.25	3.50	4.50	-	-	12.5 (3.5-14.0)	3.74 (0.8-4.84)	3.34
	9	9	14	24	-	-	2.01	2.01	3.13	5.35	-	-	12.5 (3.5-14.0)	3.70 (0.8-4.84)	3.38
	9	9	18	18	-	-	2.08	2.08	4.17	4.17	-	-	12.5 (3.5-14.0)	3.71 (0.8-4.84)	3.37
	9	9	18	24	-	-	1.88	1.88	3.75	4.99	-	-	12.5 (3.5-14.0)	3.68 (0.8-4.84)	3.40
	9	12	12	12	-	-	2.51	3.33	3.33	3.33	-	-	12.5 (3.5-14.0)	3.77 (0.8-4.84)	3.32
	9	12	12	14	-	-	2.39	3.19	3.19	3.73	-	-	12.5 (3.5-14.0)	3.75 (0.8-4.84)	3.33
	9	12	12	18	-	-	2.21	2.94	2.94	4.41	-	-	12.5 (3.5-14.0)	3.73 (0.8-4.84)	3.35
	9	12	12	24	-	-	1.97	2.63	2.63	5.27	-	-	12.5 (3.5-14.0)	3.70 (0.8-4.84)	3.38
	9	12	14	14	-	-	2.30	3.06	3.57	3.57	-	-	12.5 (3.5-14.0)	3.74 (0.8-4.84)	3.34
	9	12	14	18	-	-	2.12	2.83	3.30	4.25	-	-	12.5 (3.5-14.0)	3.72 (0.8-4.84)	3.36
	9	12	14	24	-	-	1.91	2.54	2.97	5.08	-	-	12.5 (3.5-14.0)	3.69 (0.8-4.84)	3.39
	9	12	18	18	-	-	1.97	2.63	3.95	3.95	-	-	12.5 (3.5-14.0)	3.70 (0.8-4.84)	3.38
	9	14	14	14	-	-	2.21	3.43	3.43	3.43	-	-	12.5 (3.5-14.0)	3.73 (0.8-4.84)	3.35
	9	14	14	18	-	-	2.05	3.18	3.18	4.09	-	-	12.5 (3.5-14.0)	3.71 (0.8-4.84)	3.37
	9	14	14	24	-	-	1.84	2.87	2.87	4.92	-	-	12.5 (3.5-14.0)	3.68 (0.8-4.84)	3.40
	9	14	18	18	-	-	1.91	2.97	3.81	3.81	-	-	12.5 (3.5-14.0)	3.69 (0.8-4.84)	3.39



6 Rooms Multi cooling

AOYG45LBLA6	Combination of Indoor Unit						COOLING OPERATION								
							Cooling Capacity							Input Power (min-max)	EER
							Room 1	Room 2	Room 3	Room 4	Room 5	Room 6	Total Capacity (min-max)		
							kW	kW	kW	kW	kW	kW	kW	kW	
4 Room	12	12	12	12	-	-	3.13	3.13	3.13	3.13	-	-	12.5 (3.5-14.0)	3.75 (0.8-4.84)	3.33
	12	12	12	14	-	-	3.00	3.00	3.00	3.50	-	-	12.5 (3.5-14.0)	3.74 (0.8-4.84)	3.34
	12	12	12	18	-	-	2.78	2.78	2.78	4.16	-	-	12.5 (3.5-14.0)	3.71 (0.8-4.84)	3.37
	12	12	12	24	-	-	2.50	2.50	2.50	5.00	-	-	12.5 (3.5-14.0)	3.68 (0.8-4.84)	3.40
	12	12	14	14	-	-	2.88	2.88	3.37	3.37	-	-	12.5 (3.5-14.0)	3.73 (0.8-4.84)	3.35
	12	12	14	18	-	-	2.68	2.68	3.13	4.01	-	-	12.5 (3.5-14.0)	3.70 (0.8-4.84)	3.38
	12	12	14	24	-	-	2.42	2.42	2.82	4.84	-	-	12.5 (3.5-14.0)	3.67 (0.8-4.84)	3.41
	12	12	18	18	-	-	2.50	2.50	3.75	3.75	-	-	12.5 (3.5-14.0)	3.68 (0.8-4.84)	3.40
	12	14	14	14	-	-	2.78	3.24	3.24	3.24	-	-	12.5 (3.5-14.0)	3.71 (0.8-4.84)	3.37
	12	14	14	18	-	-	2.59	3.02	3.02	3.87	-	-	12.5 (3.5-14.0)	3.69 (0.8-4.84)	3.39
	12	14	18	18	-	-	2.42	2.82	3.63	3.63	-	-	12.5 (3.5-14.0)	3.67 (0.8-4.84)	3.41
5 Room	7	7	7	7	7	-	2.00	2.00	2.00	2.00	2.00	-	10.0 (3.5-11.1)	2.44 (0.8-3.13)	4.10
	7	7	7	7	9	-	2.00	2.00	2.00	2.00	2.50	-	10.5 (3.5-11.8)	2.72 (0.8-3.51)	3.86
	7	7	7	7	12	-	2.00	2.00	2.00	2.00	3.50	-	11.5 (3.5-12.7)	3.18 (0.8-4.08)	3.62
	7	7	7	7	14	-	2.00	2.00	2.00	2.00	4.00	-	12.0 (3.5-13.4)	3.41 (0.8-4.46)	3.52
	7	7	7	7	18	-	1.90	1.90	1.90	1.90	4.90	-	12.5 (3.5-14.0)	3.65 (0.8-4.84)	3.42
	7	7	7	7	24	-	1.68	1.68	1.68	1.68	5.78	-	12.5 (3.5-14.0)	3.61 (0.8-4.84)	3.46
	7	7	7	9	9	-	2.00	2.00	2.00	2.50	2.50	-	11.0 (3.5-12.4)	2.98 (0.8-3.89)	3.69
	7	7	7	9	12	-	2.00	2.00	2.00	2.50	3.50	-	12.0 (3.5-13.4)	3.41 (0.8-4.46)	3.52
	7	7	7	9	14	-	2.00	2.00	2.00	2.50	4.00	-	12.5 (3.5-14.0)	3.67 (0.8-4.84)	3.41
	7	7	7	9	18	-	1.82	1.82	1.82	2.34	4.70	-	12.5 (3.5-14.0)	3.64 (0.8-4.84)	3.43
	7	7	7	9	24	-	1.62	1.62	1.62	2.08	5.56	-	12.5 (3.5-14.0)	3.60 (0.8-4.84)	3.47
	7	7	7	12	12	-	1.94	1.94	1.94	3.34	3.34	-	12.5 (3.5-14.0)	3.65 (0.8-4.84)	3.42
	7	7	7	12	14	-	1.86	1.86	1.86	3.19	3.73	-	12.5 (3.5-14.0)	3.64 (0.8-4.84)	3.43
	7	7	7	12	18	-	1.72	1.72	1.72	2.94	4.40	-	12.5 (3.5-14.0)	3.62 (0.8-4.84)	3.45
	7	7	7	12	24	-	1.54	1.54	1.54	2.63	5.25	-	12.5 (3.5-14.0)	3.58 (0.8-4.84)	3.49
	7	7	7	14	14	-	1.79	1.79	1.79	3.57	3.57	-	12.5 (3.5-14.0)	3.63 (0.8-4.84)	3.44
	7	7	7	14	18	-	1.65	1.65	1.65	3.30	4.25	-	12.5 (3.5-14.0)	3.60 (0.8-4.84)	3.47
	7	7	7	14	24	-	1.48	1.48	1.48	2.97	5.09	-	12.5 (3.5-14.0)	3.57 (0.8-4.84)	3.50
	7	7	7	18	18	-	1.54	1.54	1.54	3.94	3.94	-	12.5 (3.5-14.0)	3.58 (0.8-4.84)	3.49
	7	7	9	9	9	-	2.00	2.00	2.50	2.50	2.50	-	11.5 (3.5-13.0)	3.24 (0.8-4.27)	3.55
	7	7	9	9	12	-	2.00	2.00	2.50	2.50	3.50	-	12.5 (3.5-14.0)	3.67 (0.8-4.84)	3.41
	7	7	9	9	14	-	1.90	1.90	2.45	2.45	3.80	-	12.5 (3.5-14.0)	3.65 (0.8-4.84)	3.42
	7	7	9	9	18	-	1.75	1.75	2.25	2.25	4.50	-	12.5 (3.5-14.0)	3.62 (0.8-4.84)	3.45
	7	7	9	9	24	-	1.56	1.56	2.01	2.01	5.36	-	12.5 (3.5-14.0)	3.59 (0.8-4.84)	3.48
	7	7	9	12	12	-	1.86	1.86	2.40	3.19	3.19	-	12.5 (3.5-14.0)	3.64 (0.8-4.84)	3.43
	7	7	9	12	14	-	1.79	1.79	2.30	3.06	3.56	-	12.5 (3.5-14.0)	3.63 (0.8-4.84)	3.44
	7	7	9	12	18	-	1.65	1.65	2.12	2.83	4.25	-	12.5 (3.5-14.0)	3.60 (0.8-4.84)	3.47
	7	7	9	12	24	-	1.48	1.48	1.91	2.54	5.09	-	12.5 (3.5-14.0)	3.57 (0.8-4.84)	3.50
	7	7	9	14	14	-	1.72	1.72	2.20	3.43	3.43	-	12.5 (3.5-14.0)	3.62 (0.8-4.84)	3.45
	7	7	9	14	18	-	1.59	1.59	2.05	3.18	4.09	-	12.5 (3.5-14.0)	3.59 (0.8-4.84)	3.48
	7	7	9	14	24	-	1.43	1.43	1.84	2.87	4.93	-	12.5 (3.5-14.0)	3.56 (0.8-4.84)	3.51
	7	7	9	18	18	-	1.48	1.48	1.92	3.81	3.81	-	12.5 (3.5-14.0)	3.57 (0.8-4.84)	3.50
	7	7	12	12	12	-	1.75	1.75	3.00	3.00	3.00	-	12.5 (3.5-14.0)	3.62 (0.8-4.84)	3.45
	7	7	12	12	14	-	1.68	1.68	2.88	2.88	3.38	-	12.5 (3.5-14.0)	3.61 (0.8-4.84)	3.46
	7	7	12	12	18	-	1.56	1.56	2.68	2.68	4.02	-	12.5 (3.5-14.0)	3.59 (0.8-4.84)	3.48
	7	7	12	12	24	-	1.41	1.41	2.42	2.42	4.84	-	12.5 (3.5-14.0)	3.55 (0.8-4.84)	3.52
	7	7	12	14	14	-	1.62	1.62	2.78	3.24	3.24	-	12.5 (3.5-14.0)	3.60 (0.8-4.84)	3.47
	7	7	12	14	18	-	1.51	1.51	2.59	3.02	3.87	-	12.5 (3.5-14.0)	3.57 (0.8-4.84)	3.50
	7	7	12	18	18	-	1.41	1.41	2.42	3.63	3.63	-	12.5 (3.5-14.0)	3.55 (0.8-4.84)	3.52
	7	7	14	14	14	-	1.56	1.56	3.13	3.13	3.13	-	12.5 (3.5-14.0)	3.59 (0.8-4.84)	3.48
	7	7	14	14	18	-	1.46	1.46	2.92	2.92	3.74	-	12.5 (3.5-14.0)	3.56 (0.8-4.84)	3.51
	7	9	9	9	9	-	2.00	2.50	2.50	2.50	2.50	-	12.0 (3.5-13.7)	3.47 (0.8-4.65)	3.46
	7	9	9	9	12	-	1.90	2.45	2.45	2.45	3.25	-	12.5 (3.5-14.0)	3.65 (0.8-4.84)	3.42
	7	9	9	9	14	-	1.82	2.34	2.34	2.34	3.66	-	12.5 (3.5-14.0)	3.64 (0.8-4.84)	3.43
	7	9	9	9	18	-	1.68	2.16	2.16	2.16	4.34	-	12.5 (3.5-14.0)	3.61 (0.8-4.84)	3.46
	7	9	9	9	24	-	1.51	1.94	1.94	1.94	5.17	-	12.5 (3.5-14.0)	3.57 (0.8-4.84)	3.50
	7	9	9	12	12	-	1.78	2.30	2.30	3.06	3.06	-	12.5 (3.5-14.0)	3.63 (0.8-4.84)	3.44
	7	9	9	12	14	-	1.72	2.21	2.21	2.94	3.42	-	12.5 (3.5-14.0)	3.62 (0.8-4.84)	3.45
	7	9	9	12	18	-	1.59	2.05	2.05	2.73	4.08	-	12.5 (3.5-14.0)	3.59 (0.8-4.84)	3.48
	7	9	9	12	24	-	1.43	1.84	1.84	2.46	4.93	-	12.5 (3.5-14.0)	3.56 (0.8-4.84)	3.51
	7	9	9	14	14	-	1.66	2.12	2.12	3.30	3.30	-	12.5 (3.5-14.0)	3.60 (0.8-4.84)	3.47
	7	9	9	14	18	-	1.54	1.97	1.97	3.07	3.95	-	12.5 (3.5-14.0)	3.58 (0.8-4.84)	3.49
	7	9	9	18	18	-	1.44	1.84	1.84	3.69	3.69	-	12.5 (3.5-14.0)	3.56 (0.8-4.84)	3.51
	7	9	12	12	12	-	1.69	2.17	2.88	2.88	2.88	-	12.5 (3.5-14.0)	3.61 (0.8-4.84)	3.46
	7	9	12	12	14	-	1.62	2.08	2.78	2.78	3.24	-	12.5 (3.5-14.0)	3.60 (0.8-4.84)	3.47
	7	9	12	12	18	-	1.51	1.94	2.59	2.59	3.87	-	12.5 (3.5-14.0)	3.57 (0.8-4.84)	3.50
	7	9	12	14	14	-	1.55	2.01	2.68	3.13	3.13	-	12.5 (3.5-14.0)	3.59 (0.8-4.84)	3.48
	7	9	12	14	18	-	1.46	1.88	2.50	2.92	3.74	-	12.5 (3.5-14.0)	3.56 (0.8-4.84)	3.51
	7	9	14	14	14	-	1.50	1.94	3.02	3.02	3.02	-	12.5 (3.5-14.0)	3.57 (0.8-4.84)	3.50
	7	9	14	14	18	-	1.41	1.81	2.82	2.82	3.64	-	12.5 (3.5-14.0)	3.55 (0.8-4.84)	3.52
	7	12	12	12	12	-	1.58	2.73	2.73	2.73	2.73	-	12.5 (3.5-14.0)	3.59 (0.8-4.84)	3.48
	7	12	12	12	14	-	1.54	2.63	2.63	2.63	3.07	-	12.5 (3.5-14.0)	3.58 (0.8-4.84)	3.49
	7	12	12	12	18	-	1.43	2.46	2.46	2.46	3.69	-	12.5 (3.5-14.0)	3.56 (0.8-4.84)	3.51
	7	12	12	14	14	-	1.48	2.54	2.54	2.97	2.97	-	12.5 (3.5-14.0)	3.57 (0.8-4.84)	3.50
	7	12	14	14	14	-	1.43	2.46	2.87	2.87	2.87	-	12.5 (3.5-14.0)	3.56 (0.8-4.84)	3.51
	9	9	9	9	9	-	2.50	2.50	2.50	2.50	2.50	-	12.5 (3.5-14.0)	3.65 (0.8-4.84)	3.42
	9	9	9	9	12	-	2.34	2.34	2.34	2.34	3.14	-	12.5 (3.5-14.0)	3.64 (0.8-4.84)	3.43
	9	9	9	9	14	-	2.25	2.25	2.25	2.25	3.50	-	12.5 (3.5-14.0)	3.62 (0.8-4.84)	3.45
	9	9	9	9	18	-	2.08	2.08	2.08	2.08	4.18	-	12.5 (3.5-14.0)	3.60 (0.8-4.84)	3.47
	9	9	9	9	24	-	1.88	1.88	1.88	1.88	4.98	-	12.5 (3.5-14.0)	3.56 (0.8-4.84)	3.51
	9	9	9	12	12	-	2.21	2.21	2.21	2.94	2.94	-	12.5 (3.5-14.0)	3.62 (0.8-4.84)	3.45
	9	9	9	12	14	-	2.12	2.12	2.12	2.83	3.31	-	12.5 (3.5-14.0)	3.60 (0.8-4.84)	3.47
	9	9	9	12	18	-	1.97	1.97	1.97	2.63	3.96	-	12.5 (3.5-14.0)	3.58 (0.8-4.84)	3.49
	9	9	9	14	14	-	2.05	2.05	2.05	3.18	3.18	-	12.5 (3.5-14.0)	3.59 (0.8-4.84)	3.48
	9	9	9	14	18	-	1.91	1.91	1.91	2.97	3.80	-	12.5 (3.5-14.0)	3.57 (0.8-4.84)	3.50
	9	9	12	12	12	-	2.08	2.08	2.78	2.78	2.78	-	12.5 (3.5-14.0)	3.60 (0.8-4.84)	3.47
	9	9	12	12	14	-	2.01	2.01	2.68	2.68	3.12	-	12.5 (3.5-14.0)	3.59 (0.8-4.84)	3.48
	9	9	12	12	18	-	1.88	1.88	2.50	2.50	3.74	-	12.5 (3.5-14.0)	3.56 (0.8-4.84)	3.51
	9	9	12	14	14	-	1.94	1.94	2.58	3.02	3.02	-	12.5 (3.5-14.0)	3.57 (0.8-4.84)	3.50
	9	9	12	14	18	-	1.81	1.81	2.42	2.82	3.64	-	12.5 (3.5-14.0)	3.55 (0.8-4.84)	3.52
	9	9	14	14	14	-	1.87	1.87	2.92	2.92	2.92	-	12.5 (3.5-14.0)	3.56 (0.8-4.84)	3.51
	9	12	12	12	12	-	1.98	2.63	2.63	2.63	2.63	-	12.5 (3.5-14.0)	3.58 (0.8-4.84)	3.49
	9	12	12	12	14	-	1.91	2.54	2.54	2.54	2.97	-	12.5 (3.5-14.0)	3.57 (0.8-4.84)	3.50
	9	12	12	14	14	-	1.84	2.46	2.46	2.87	2.87	-	12.5 (3.5-14.0)	3.56 (0.8-4.84)	3.51
	12	12	12	12	12	-	2.50	2.50	2.50	2.50	2.50	-	12.5 (3.5-14.0)	3.56 (0.8-4.84)	3.51
	12	12	12	12	14	-	2.42	2.42	2.42	2.42	2.82	-	12.5 (3.5-14.0)	3.55 (0.8-4.84)	3.52

Note: •7:7000Btu/h / 9:9000Btu/h / 12:12000Btu/h / 14:14000Btu/h / 18:18000Btu/h / 24:24000Btu/h models
•The above is the value for connecting with Wall Mounted type.
•2 or more indoor units should be connected.
•Cooling capacity is based on 27°CDB/19°CWB (indoor temperature), 35°CDB (outdoor temperature).
•Pipe Length: 5m, Height difference: 0m (Outdoor unit to Indoor unit)
•The Total ability of connected indoor unit is up to 62000Btu from 34000Btu.

Multi Combination Table for 6 Rooms–Cooling/Heating

6 Rooms Multi cooling

AOYG45LBLA6	Combination of Indoor Unit						COOLING OPERATION								
							Cooling Capacity							Input Power (min-max)	EER
							Room 1	Room 2	Room 3	Room 4	Room 5	Room 6	Total Capacity (min-max)		
							kW	kW	kW	kW	kW	kW	kW	kW	
6 Room	7	7	7	7	7	7	2.00	2.00	2.00	2.00	2.00	2.00	12.0 (3.5-13.4)	3.32 (0.8-4.46)	3.61
	7	7	7	7	7	9	2.00	2.00	2.00	2.00	2.00	2.50	12.5 (3.5-14.0)	3.57 (0.8-4.84)	3.50
	7	7	7	7	7	12	1.86	1.86	1.86	1.86	1.86	3.20	12.5 (3.5-14.0)	3.55 (0.8-4.84)	3.52
	7	7	7	7	7	14	1.79	1.79	1.79	1.79	1.79	3.55	12.5 (3.5-14.0)	3.54 (0.8-4.84)	3.53
	7	7	7	7	7	18	1.65	1.65	1.65	1.65	1.65	4.25	12.5 (3.5-14.0)	3.51 (0.8-4.84)	3.56
	7	7	7	7	7	24	1.48	1.48	1.48	1.48	1.48	5.10	12.5 (3.5-14.0)	3.48 (0.8-4.84)	3.59
	7	7	7	7	9	9	1.90	1.90	1.90	1.90	2.45	2.45	12.5 (3.5-14.0)	3.56 (0.8-4.84)	3.51
	7	7	7	7	9	12	1.79	1.79	1.79	1.79	2.29	3.05	12.5 (3.5-14.0)	3.54 (0.8-4.84)	3.53
	7	7	7	7	9	14	1.72	1.72	1.72	1.72	2.20	3.42	12.5 (3.5-14.0)	3.53 (0.8-4.84)	3.54
	7	7	7	7	9	18	1.59	1.59	1.59	1.59	2.05	4.09	12.5 (3.5-14.0)	3.50 (0.8-4.84)	3.57
	7	7	7	7	9	24	1.43	1.43	1.43	1.43	1.85	4.93	12.5 (3.5-14.0)	3.47 (0.8-4.84)	3.60
	7	7	7	7	12	12	1.68	1.68	1.68	1.68	2.89	2.89	12.5 (3.5-14.0)	3.52 (0.8-4.84)	3.55
	7	7	7	7	12	14	1.62	1.62	1.62	1.62	2.78	3.24	12.5 (3.5-14.0)	3.51 (0.8-4.84)	3.56
	7	7	7	7	12	18	1.51	1.51	1.51	1.51	2.59	3.87	12.5 (3.5-14.0)	3.48 (0.8-4.84)	3.59
	7	7	7	7	14	14	1.56	1.56	1.56	1.56	3.13	3.13	12.5 (3.5-14.0)	3.50 (0.8-4.84)	3.57
	7	7	7	7	14	18	1.46	1.46	1.46	1.46	2.92	3.74	12.5 (3.5-14.0)	3.47 (0.8-4.84)	3.60
	7	7	7	9	9	9	1.82	1.82	1.82	2.34	2.34	2.34	12.5 (3.5-14.0)	3.55 (0.8-4.84)	3.52
	7	7	7	9	9	12	1.72	1.72	1.72	2.21	2.21	2.92	12.5 (3.5-14.0)	3.53 (0.8-4.84)	3.54
	7	7	7	9	9	14	1.65	1.65	1.65	2.12	2.12	3.31	12.5 (3.5-14.0)	3.51 (0.8-4.84)	3.56
	7	7	7	9	9	18	1.54	1.54	1.54	1.97	1.97	3.94	12.5 (3.5-14.0)	3.49 (0.8-4.84)	3.58
	7	7	7	9	12	12	1.62	1.62	1.62	2.08	2.78	2.78	12.5 (3.5-14.0)	3.51 (0.8-4.84)	3.56
	7	7	7	9	12	14	1.56	1.56	1.56	2.01	2.68	3.13	12.5 (3.5-14.0)	3.50 (0.8-4.84)	3.57
	7	7	7	9	12	18	1.46	1.46	1.46	1.88	2.50	3.74	12.5 (3.5-14.0)	3.47 (0.8-4.84)	3.60
	7	7	7	9	14	14	1.51	1.51	1.51	1.93	3.02	3.02	12.5 (3.5-14.0)	3.48 (0.8-4.84)	3.59
	7	7	7	12	12	12	1.54	1.54	1.54	2.63	2.63	2.63	12.5 (3.5-14.0)	3.49 (0.8-4.84)	3.58
	7	7	7	12	12	14	1.48	1.48	1.48	2.54	2.54	2.98	12.5 (3.5-14.0)	3.48 (0.8-4.84)	3.59
	7	7	7	12	14	14	1.43	1.43	1.43	2.47	2.87	2.87	12.5 (3.5-14.0)	3.47 (0.8-4.84)	3.60
	7	7	9	9	9	9	1.75	1.75	2.25	2.25	2.25	2.25	12.5 (3.5-14.0)	3.53 (0.8-4.84)	3.54
	7	7	9	9	9	12	1.65	1.65	2.12	2.12	2.12	2.84	12.5 (3.5-14.0)	3.51 (0.8-4.84)	3.56
	7	7	9	9	9	14	1.59	1.59	2.05	2.05	2.05	3.17	12.5 (3.5-14.0)	3.50 (0.8-4.84)	3.57
	7	7	9	9	9	18	1.48	1.48	1.91	1.91	1.91	3.81	12.5 (3.5-14.0)	3.48 (0.8-4.84)	3.59
	7	7	9	9	12	12	1.56	1.56	2.01	2.01	2.68	2.68	12.5 (3.5-14.0)	3.50 (0.8-4.84)	3.57
	7	7	9	9	12	14	1.51	1.51	1.94	1.94	2.59	3.01	12.5 (3.5-14.0)	3.48 (0.8-4.84)	3.59
	7	7	9	9	12	18	1.41	1.41	1.81	1.81	2.42	3.64	12.5 (3.5-14.0)	3.46 (0.8-4.84)	3.61
	7	7	9	9	14	14	1.46	1.46	1.88	1.88	2.91	2.91	12.5 (3.5-14.0)	3.47 (0.8-4.84)	3.60
	7	7	9	12	12	12	1.48	1.48	1.92	2.54	2.54	2.54	12.5 (3.5-14.0)	3.48 (0.8-4.84)	3.59
	7	7	9	12	12	14	1.43	1.43	1.85	2.46	2.46	2.87	12.5 (3.5-14.0)	3.47 (0.8-4.84)	3.60
	7	7	12	12	12	12	1.41	1.41	2.42	2.42	2.42	2.42	12.5 (3.5-14.0)	3.46 (0.8-4.84)	3.61
	7	9	9	9	9	9	1.70	2.16	2.16	2.16	2.16	2.16	12.5 (3.5-14.0)	3.52 (0.8-4.84)	3.55
	7	9	9	9	9	12	1.59	2.05	2.05	2.05	2.05	2.71	12.5 (3.5-14.0)	3.50 (0.8-4.84)	3.57
	7	9	9	9	9	14	1.54	1.97	1.97	1.97	1.97	3.08	12.5 (3.5-14.0)	3.49 (0.8-4.84)	3.58
	7	9	9	9	12	12	1.50	1.94	1.94	1.94	2.59	2.59	12.5 (3.5-14.0)	3.48 (0.8-4.84)	3.59
	7	9	9	9	12	14	1.46	1.88	1.88	1.88	2.50	2.90	12.5 (3.5-14.0)	3.47 (0.8-4.84)	3.60
	7	9	9	12	12	12	1.44	1.84	1.84	2.46	2.46	2.46	12.5 (3.5-14.0)	3.47 (0.8-4.84)	3.60
	9	9	9	9	9	9	2.08	2.08	2.08	2.08	2.08	2.08	12.5 (3.5-14.0)	3.51 (0.8-4.84)	3.56
	9	9	9	9	9	12	1.97	1.97	1.97	1.97	1.97	2.65	12.5 (3.5-14.0)	3.49 (0.8-4.84)	3.58
	9	9	9	9	12	12	1.88	1.88	1.88	1.88	2.49	2.49	12.5 (3.5-14.0)	3.47 (0.8-4.84)	3.60

Note: •7:7000Btu/h / 9:9000Btu/h / 12:12000Btu/h / 14:14000Btu/h / 18:18000Btu/h / 24:24000Btu/h models
•The above is the value for connecting with Wall Mounted type.
•2 or more indoor units should be connected.
•Cooling capacity is based on 27°CDB/19°CWB (indoor temperature), 35°CDB (outdoor temperature).
•Pipe Length: 5m, Height difference: 0m (Outdoor unit to Indoor unit)
•The Total ability of connected indoor unit is up to 62000Btu from 34000Btu.



6 Rooms Multi heating

AOYG45LBLA6	Combination of Indoor Unit						HEATING OPERATION								
							Heating Capacity							Input Power (min-max)	COP
							Room 1	Room 2	Room 3	Room 4	Room 5	Room 6	Total Capacity (min-max)		
							kW	kW	kW	kW	kW	kW	kW	kW	
2 Room	12	24	-	-	-	-	4.07	8.13	-	-	-	-	12.2 (3.5-13.1)	3.41 (0.7-3.54)	3.58
	14	24	-	-	-	-	4.61	7.89	-	-	-	-	12.5 (3.5-13.8)	3.56 (0.7-3.76)	3.51
	18	18	-	-	-	-	6.10	6.10	-	-	-	-	12.2 (3.5-13.1)	3.41 (0.7-3.54)	3.58
	18	24	-	-	-	-	5.66	7.54	-	-	-	-	13.2 (3.5-15.3)	3.78 (0.7-4.20)	3.49
	24	24	-	-	-	-	6.75	6.75	-	-	-	-	13.5 (3.5-16.0)	3.89 (0.7-4.41)	3.47
3 Room	7	7	24	-	-	-	2.30	2.30	7.90	-	-	-	12.5 (3.5-13.8)	3.43 (0.7-3.76)	3.64
	7	9	18	-	-	-	2.35	3.02	6.03	-	-	-	11.4 (3.5-12.4)	2.98 (0.7-3.33)	3.83
	7	9	24	-	-	-	2.24	2.88	7.68	-	-	-	12.8 (3.5-14.5)	3.54 (0.7-3.98)	3.62
	7	12	18	-	-	-	2.33	3.99	5.98	-	-	-	12.3 (3.5-13.5)	3.35 (0.7-3.65)	3.67
	7	12	24	-	-	-	2.17	3.71	7.42	-	-	-	13.3 (3.5-15.6)	3.69 (0.7-4.30)	3.60
	7	14	14	-	-	-	2.40	4.80	4.80	-	-	-	12.0 (3.5-12.7)	3.15 (0.7-3.44)	3.81
	7	14	18	-	-	-	2.28	4.56	5.86	-	-	-	12.7 (3.5-14.2)	3.49 (0.7-3.87)	3.64
	7	14	24	-	-	-	2.10	4.20	7.20	-	-	-	13.5 (3.5-16.0)	3.75 (0.7-4.41)	3.60
	7	18	18	-	-	-	2.16	5.57	5.57	-	-	-	13.3 (3.5-15.6)	3.69 (0.7-4.30)	3.60
	7	18	24	-	-	-	1.93	4.96	6.61	-	-	-	13.5 (3.5-16.0)	3.74 (0.7-4.41)	3.61
	7	24	24	-	-	-	1.72	5.89	5.89	-	-	-	13.5 (3.5-16.0)	3.72 (0.7-4.41)	3.63
	9	9	18	-	-	-	3.05	3.05	6.10	-	-	-	12.2 (3.5-13.1)	3.28 (0.7-3.54)	3.72
	9	9	24	-	-	-	2.83	2.83	7.54	-	-	-	13.2 (3.5-15.3)	3.64 (0.7-4.20)	3.63
	9	12	14	-	-	-	3.09	4.11	4.80	-	-	-	12.0 (3.5-12.7)	3.15 (0.7-3.44)	3.81
	9	12	18	-	-	-	2.93	3.91	5.86	-	-	-	12.7 (3.5-14.2)	3.49 (0.7-3.87)	3.64
	9	12	24	-	-	-	2.70	3.60	7.20	-	-	-	13.5 (3.5-16.0)	3.75 (0.7-4.41)	3.60
	9	14	14	-	-	-	3.00	4.65	4.65	-	-	-	12.3 (3.5-13.5)	3.35 (0.7-3.65)	3.67
	9	14	18	-	-	-	2.85	4.44	5.71	-	-	-	13.0 (3.5-14.9)	3.59 (0.7-4.09)	3.62
	9	14	24	-	-	-	2.59	4.02	6.89	-	-	-	13.5 (3.5-16.0)	3.74 (0.7-4.41)	3.61
	9	18	18	-	-	-	2.70	5.40	5.40	-	-	-	13.5 (3.5-16.0)	3.75 (0.7-4.41)	3.60
	9	18	24	-	-	-	2.38	4.76	6.36	-	-	-	13.5 (3.5-16.0)	3.73 (0.7-4.41)	3.62
	9	24	24	-	-	-	2.14	5.68	5.68	-	-	-	13.5 (3.5-16.0)	3.71 (0.7-4.41)	3.64
	12	12	12	-	-	-	4.07	4.07	4.07	-	-	-	12.2 (3.5-13.1)	3.28 (0.7-3.54)	3.72
	12	12	14	-	-	-	3.94	3.95	4.61	-	-	-	12.5 (3.5-13.8)	3.43 (0.7-3.76)	3.64
	12	12	18	-	-	-	3.77	3.77	5.66	-	-	-	13.2 (3.5-15.3)	3.64 (0.7-4.20)	3.63
	12	12	24	-	-	-	3.38	3.38	6.74	-	-	-	13.5 (3.5-16.0)	3.74 (0.7-4.41)	3.61
	12	14	14	-	-	-	3.84	4.48	4.48	-	-	-	12.8 (3.5-14.5)	3.54 (0.7-3.98)	3.62
	12	14	18	-	-	-	3.68	4.30	5.52	-	-	-	13.5 (3.5-16.0)	3.75 (0.7-4.41)	3.60
	12	14	24	-	-	-	3.24	3.78	6.48	-	-	-	13.5 (3.5-16.0)	3.74 (0.7-4.41)	3.61
	12	18	18	-	-	-	3.38	5.06	5.06	-	-	-	13.5 (3.5-16.0)	3.74 (0.7-4.41)	3.61
	12	18	24	-	-	-	3.00	4.50	6.00	-	-	-	13.5 (3.5-16.0)	3.72 (0.7-4.41)	3.63
	12	24	24	-	-	-	2.70	5.40	5.40	-	-	-	13.5 (3.5-16.0)	3.71 (0.7-4.41)	3.64
	14	14	14	-	-	-	4.40	4.40	4.40	-	-	-	13.2 (3.5-15.3)	3.64 (0.7-4.20)	3.63
	14	14	18	-	-	-	4.11	4.11	5.28	-	-	-	13.5 (3.5-16.0)	3.75 (0.7-4.41)	3.60
	14	14	24	-	-	-	3.63	3.63	6.24	-	-	-	13.5 (3.5-16.0)	3.73 (0.7-4.41)	3.62
	14	18	18	-	-	-	3.78	4.86	4.86	-	-	-	13.5 (3.5-16.0)	3.74 (0.7-4.41)	3.61
	14	18	24	-	-	-	3.38	4.34	5.78	-	-	-	13.5 (3.5-16.0)	3.72 (0.7-4.41)	3.63
	14	24	24	-	-	-	3.04	5.23	5.23	-	-	-	13.5 (3.5-16.0)	3.70 (0.7-4.41)	3.65
	18	18	18	-	-	-	4.50	4.50	4.50	-	-	-	13.5 (3.5-16.0)	3.72 (0.7-4.41)	3.63
	18	18	24	-	-	-	4.05	4.05	5.40	-	-	-	13.5 (3.5-16.0)	3.71 (0.7-4.41)	3.64
4 Room	7	7	7	14	-	-	2.40	2.40	2.40	4.80	-	-	12.0 (3.5-12.7)	2.98 (0.7-3.44)	4.03
	7	7	7	18	-	-	2.28	2.28	2.28	5.86	-	-	12.7 (3.5-14.2)	3.35 (0.7-3.87)	3.79
	7	7	7	24	-	-	2.10	2.10	2.10	7.20	-	-	13.5 (3.5-16.0)	3.61 (0.7-4.41)	3.74
	7	7	9	12	-	-	2.40	2.40	3.09	4.11	-	-	12.0 (3.5-12.7)	2.98 (0.7-3.44)	4.03
	7	7	9	14	-	-	2.33	2.33	2.99	4.65	-	-	12.3 (3.5-13.5)	3.19 (0.7-3.65)	3.86
	7	7	9	18	-	-	2.22	2.22	2.85	5.71	-	-	13.0 (3.5-14.9)	3.46 (0.7-4.09)	3.76
	7	7	9	24	-	-	2.01	2.01	2.59	6.89	-	-	13.5 (3.5-16.0)	3.60 (0.7-4.41)	3.75
	7	7	12	12	-	-	2.30	2.30	3.95	3.95	-	-	12.5 (3.5-13.8)	3.28 (0.7-3.76)	3.81
	7	7	12	14	-	-	2.24	2.24	3.84	4.48	-	-	12.8 (3.5-14.5)	3.41 (0.7-3.98)	3.75
	7	7	12	18	-	-	2.15	2.15	3.68	5.52	-	-	13.5 (3.5-16.0)	3.61 (0.7-4.41)	3.74
	7	7	12	24	-	-	1.89	1.89	3.24	6.48	-	-	13.5 (3.5-16.0)	3.60 (0.7-4.41)	3.75
	7	7	14	14	-	-	2.20	2.20	4.40	4.40	-	-	13.2 (3.5-15.3)	3.52 (0.7-4.20)	3.75
	7	7	14	18	-	-	2.05	2.05	4.11	5.29	-	-	13.5 (3.5-16.0)	3.61 (0.7-4.41)	3.74
	7	7	14	24	-	-	1.82	1.82	3.63	6.23	-	-	13.5 (3.5-16.0)	3.59 (0.7-4.41)	3.76
	7	7	18	18	-	-	1.89	1.89	4.86	4.86	-	-	13.5 (3.5-16.0)	3.60 (0.7-4.41)	3.75
	7	7	18	24	-	-	1.69	1.69	4.34	5.78	-	-	13.5 (3.5-16.0)	3.58 (0.7-4.41)	3.77
	7	7	24	24	-	-	1.52	1.52	5.23	5.23	-	-	13.5 (3.5-16.0)	3.56 (0.7-4.41)	3.79
	7	9	9	9	-	-	2.34	3.02	3.02	3.02	-	-	11.4 (3.5-12.4)	2.82 (0.7-3.33)	4.04
	7	9	9	12	-	-	2.33	2.99	2.99	3.99	-	-	12.3 (3.5-13.5)	3.19 (0.7-3.65)	3.86
	7	9	9	14	-	-	2.28	2.93	2.93	4.56	-	-	12.7 (3.5-14.2)	3.35 (0.7-3.87)	3.79
	7	9	9	18	-	-	2.17	2.78	2.78	5.57	-	-	13.3 (3.5-15.6)	3.56 (0.7-4.30)	3.74
	7	9	9	24	-	-	1.93	2.48	2.48	6.61	-	-	13.5 (3.5-16.0)	3.60 (0.7-4.41)	3.75
	7	9	12	12	-	-	2.24	2.88	3.84	3.84	-	-	12.8 (3.5-14.5)	3.41 (0.7-3.98)	3.75
	7	9	12	14	-	-	2.20	2.83	3.77	4.40	-	-	13.2 (3.5-15.3)	3.52 (0.7-4.20)	3.75
	7	9	12	18	-	-	2.05	2.64	3.52	5.29	-	-	13.5 (3.5-16.0)	3.61 (0.7-4.41)	3.74
	7	9	12	24	-	-	1.82	2.34	3.12	6.22	-	-	13.5 (3.5-16.0)	3.59 (0.7-4.41)	3.76
	7	9	14	14	-	-	2.15	2.75	4.30	4.30	-	-	13.5 (3.5-16.0)	3.61 (0.7-4.41)	3.74
	7	9	14	18	-	-	1.97	2.53	3.94	5.06	-	-	13.5 (3.5-16.0)	3.60 (0.7-4.41)	3.75
	7	9	14	24	-	-	1.75	2.25	3.50	6.00	-	-	13.5 (3.5-16.0)	3.58 (0.7-4.41)	3.77
	7	9	18	18	-	-	1.82	2.34	4.67	4.67	-	-	13.5 (3.5-16.0)	3.59 (0.7-4.41)	3.76
	7	9	18	24	-	-	1.63	2.09	4.19	5.59	-	-	13.5 (3.5-16.0)	3.57 (0.7-4.41)	3.78
	7	12	12	12	-	-	2.17	3.71	3.71	3.71	-	-	13.3 (3.5-15.6)	3.56 (0.7-4.30)	3.74
	7	12	12	14	-	-	2.10	3.60	3.60	4.20	-	-	13.5 (3.5-16.0)	3.61 (0.7-4.41)	3.74
	7	12	12	18	-	-	1.93	3.31	3.31	4.95	-	-	13.5 (3.5-16.0)	3.60 (0.7-4.41)	3.75
	7	12	12	24	-	-	1.72	2.95	2.95	5.88	-	-	13.5 (3.5-16.0)	3.58 (0.7-4.41)	3.77
	7	12	14	14	-	-	2.01	3.45	4.02	4.02	-	-	13.5 (3.5-16.0)	3.60 (0.7-4.41)	3.75
	7	12	14	18	-	-	1.85	3.18	3.71	4.76	-	-	13.5 (3.5-16.0)	3.59 (0.7-4.41)	3.76
	7	12	14	24	-	-	1.66	2.84	3.32	5.68	-	-	13.5 (3.5-16.0)	3.57 (0.7-4.41)	3.78
	7	12	18	18	-	-	1.72	2.94	4.42	4.42	-	-	13.5 (3.5-16.0)	3.58 (0.7-4.41)	3.77
	7	12	18	24	-	-	1.55	2.66	3.98	5.31	-	-	13.5 (3.5-16.0)	3.56 (0.7-4.41)	3.79
	7	14	14	14	-	-	1.92	3.86	3.86	3.86	-	-	13.5 (3.5-16.0)	3.60 (0.7-4.41)	3.75
	7	14	14	18	-	-	1.78	3.57	3.57	4.58	-	-	13.5 (3.5-16.0)	3.59 (0.7-4.41)	3.76
	7	14	14	24	-	-	1.60	3.20	3.20	5.50	-	-	13.5 (3.5-16.0)	3.57 (0.7-4.41)	3.78
	7	14	18	18	-	-	1.66	3.32	4.26	4.26	-	-	13.5 (3.5-16.0)	3.57 (0.7-4.41)	3.78
	7	18	18	18	-	-	1.56	3.98	3.98	3.98	-	-	13.5 (3.5-16.0)	3.56 (0.7-4.41)	3.79
	9	9	9	9	-	-	3.05	3.05	3.05	3.05	-	-	12.2 (3.5-13.1)	3.09 (0.7-3.54)	3.95
	9	9	9	12	-	-	2.93	2.93	2.93	3.91	-	-	12.7 (3.5-14.2)	3.35 (0.7-3.87)	3.79
	9	9	9	14	-	-	2.85	2.85	2.85	4.45	-	-	13.0 (3.5-14.9)	3.46 (0.7-4.09)	3.76
	9	9	9	18	-	-	2.70	2.70	2.70	5.40	-	-	13.5 (3.5-16.0)	3.61 (0.7-4.41)	3.74
	9	9	9	24	-	-	2.38	2.38	2.38	6.36	-	-	13.5 (3.5-16.0)	3.59 (0.7-4.41)	3.76
	9	9	12	12	-	-	2.83	2.83	3.77	3.77	-	-	13.2 (3.5-15.3)	3.52 (0.7-4.20)	3.75
	9	9	12	14	-	-	2.76	2.76	3.68	4.30	-	-	13.5 (3.5-16.0)	3.61 (0.7-4.41)	3.74
	9	9	12	18	-	-	2.53	2.53	3.38	5.06	-	-	13.5 (3.5-16.0)	3.60 (0.7-4.41)	3.75
	9	9	12	24	-	-	2.25	2.25	3.00	6.00	-	-	13.5 (3.5-16.0)	3.58 (0.7-4.41)	3.77
	9	9	14	14	-	-	2.64	2.64	4.11	4.11	-	-	13.5 (3.5-16.0)	3.61 (0.7-4.41)	3.74
	9	9	14	18	-	-	2.43	2.43	3.78	4.86	-	-	13.5 (3.5-16.0)	3.60 (0.7-4.41)	3.75
	9	9	14	24	-	-	2.17	2.17	3.38	5.78	-	-	13.5 (3.5-16.0)	3.58 (0.7-4.41)	3.77
	9	9	18	18	-	-	2.25	2.25	4.50	4.50	-	-	13.5 (3.5-16.0)	3.58 (0.7-4.41)	3.77
	9	9	18	24	-	-	2.03	2.03	4.05	5.39	-	-	13.5 (3.5-16.0)	3.57 (0.7-4.41)	3.78
	9	12	12	12	-	-	2.70	3.60	3.60	3.60	-	-	13.5 (3.5-16.0)	3.61 (0.7-4.41)	3.74
	9	12	12	14	-	-	2.59	3.45	3.45	4.01	-	-	13.5 (3.5-16.0)	3.60 (0.7-4.41)	3.75
	9	12	12	18	-	-	2.38	3.18	3.18	4.76	-	-	13.5 (3.5-16.0)	3.59 (0.7-4.41)	3.76
	9	12	12	24	-	-	2.13	2.84	2.84	5.69	-	-	13.5 (3.5-16.0)	3.57 (0.7-4.41)	3.78
	9	12	14	14	-	-	2.48	3.30	3.86	3.86	-	-	13.5 (3.5-16.0)	3.60 (0.7-4.41)	3.75
	9	12	14	18	-	-	2.29	3.06	3.57	4.58	-	-	13.5 (3.5-16.0)	3.59 (0.7-4.41)	3.76
	9	12	14	24	-	-	2.06	2.75	3.20	5.49	-	-	13.5 (3.5-16.0)	3.57 (0.7-4.41)	3.78
	9	12	18	18	-	-	2.13	2.85	4.26	4.26	-	-	13.5 (3.5-16.0)	3.57 (0.7-4.41)	3.78
	9	14	14	14	-	-	2.37	3.71	3.71	3.71	-	-	13.5 (3.5-16.0)	3.59 (0.7-4.41)	3.76
	9	14	14	18	-	-	2.21	3.44	3.44	4.41	-	-	13.5 (3.5-16.0)	3.58 (0.7-4.41)	3.77
	9	14	14	24	-	-	1.99	3.10	3.10	5.31	-	-	13.5 (3.5-16.0)	3.56 (0.7-4.41)	3.79
	9	14	18	18	-	-	2.06	3.20	4.12	4.12	-	-	13.5 (3.5-16.0)	3.57 (0.7-4.41)	3.78

Multi Combination Table for 6 Rooms-Heating

6 Rooms Multi heating

AOYG45LBLA6	Combination of Indoor Unit						HEATING OPERATION								
							Heating Capacity							Input Power (min-max)	COP
							Room 1	Room 2	Room 3	Room 4	Room 5	Room 6	Total Capacity (min-max)		
							kW	kW	kW	kW	kW	kW	kW	kW	
4 Room	12	12	12	12	-	-	3.38	3.38	3.38	3.38	-	-	13.5 (3.5-16.0)	3.60 (0.7-4.41)	3.75
	12	12	12	14	-	-	3.24	3.24	3.24	3.78	-	-	13.5 (3.5-16.0)	3.60 (0.7-4.41)	3.75
	12	12	12	18	-	-	3.00	3.00	3.00	4.50	-	-	13.5 (3.5-16.0)	3.58 (0.7-4.41)	3.77
	12	12	12	24	-	-	2.70	2.70	2.70	5.40	-	-	13.5 (3.5-16.0)	3.57 (0.7-4.41)	3.78
	12	12	14	14	-	-	3.12	3.12	3.63	3.63	-	-	13.5 (3.5-16.0)	3.59 (0.7-4.41)	3.76
	12	12	14	18	-	-	2.89	2.89	3.38	4.34	-	-	13.5 (3.5-16.0)	3.58 (0.7-4.41)	3.77
	12	12	14	24	-	-	2.61	2.61	3.05	5.23	-	-	13.5 (3.5-16.0)	3.56 (0.7-4.41)	3.79
	12	12	18	18	-	-	2.70	2.70	4.05	4.05	-	-	13.5 (3.5-16.0)	3.57 (0.7-4.41)	3.78
	12	14	14	14	-	-	3.00	3.50	3.50	3.50	-	-	13.5 (3.5-16.0)	3.58 (0.7-4.41)	3.77
	12	14	14	18	-	-	2.79	3.26	3.26	4.19	-	-	13.5 (3.5-16.0)	3.57 (0.7-4.41)	3.78
	12	14	18	18	-	-	2.61	3.05	3.92	3.92	-	-	13.5 (3.5-16.0)	3.56 (0.7-4.41)	3.79
5 Room	7	7	7	7	7	-	2.40	2.40	2.40	2.40	2.40	-	12.0 (3.5-12.7)	2.82 (0.7-3.44)	4.26
	7	7	7	7	9	-	2.33	2.33	2.33	2.33	2.98	-	12.3 (3.5-13.5)	3.03 (0.7-3.65)	4.06
	7	7	7	7	12	-	2.24	2.24	2.24	2.24	3.84	-	12.8 (3.5-14.5)	3.29 (0.7-3.98)	3.89
	7	7	7	7	14	-	2.20	2.20	2.20	2.20	4.40	-	13.2 (3.5-15.3)	3.40 (0.7-4.20)	3.88
	7	7	7	7	18	-	2.05	2.05	2.05	2.05	5.30	-	13.5 (3.5-16.0)	3.49 (0.7-4.41)	3.87
	7	7	7	7	24	-	1.82	1.82	1.82	1.82	6.22	-	13.5 (3.5-16.0)	3.47 (0.7-4.41)	3.89
	7	7	7	9	9	-	2.28	2.28	2.28	2.93	2.93	-	12.7 (3.5-14.2)	3.23 (0.7-3.87)	3.93
	7	7	7	9	12	-	2.20	2.20	2.20	2.83	3.77	-	13.2 (3.5-15.3)	3.40 (0.7-4.20)	3.88
	7	7	7	9	14	-	2.15	2.15	2.15	2.76	4.29	-	13.5 (3.5-16.0)	3.49 (0.7-4.41)	3.87
	7	7	7	9	18	-	1.97	1.97	1.97	2.53	5.06	-	13.5 (3.5-16.0)	3.48 (0.7-4.41)	3.88
	7	7	7	9	24	-	1.75	1.75	1.75	2.25	6.00	-	13.5 (3.5-16.0)	3.46 (0.7-4.41)	3.90
	7	7	7	12	12	-	2.10	2.10	2.10	3.60	3.60	-	13.5 (3.5-16.0)	3.49 (0.7-4.41)	3.87
	7	7	7	12	14	-	2.01	2.01	2.01	3.45	4.02	-	13.5 (3.5-16.0)	3.48 (0.7-4.41)	3.88
	7	7	7	12	18	-	1.85	1.85	1.85	3.18	4.77	-	13.5 (3.5-16.0)	3.47 (0.7-4.41)	3.89
	7	7	7	12	24	-	1.66	1.66	1.66	2.84	5.68	-	13.5 (3.5-16.0)	3.45 (0.7-4.41)	3.91
	7	7	7	14	14	-	1.93	1.93	1.93	3.86	3.86	-	13.5 (3.5-16.0)	3.48 (0.7-4.41)	3.88
	7	7	7	14	18	-	1.78	1.78	1.78	3.57	4.59	-	13.5 (3.5-16.0)	3.47 (0.7-4.41)	3.89
	7	7	7	14	24	-	1.60	1.60	1.60	3.20	5.50	-	13.5 (3.5-16.0)	3.45 (0.7-4.41)	3.91
	7	7	7	18	18	-	1.66	1.66	1.66	4.26	4.26	-	13.5 (3.5-16.0)	3.45 (0.7-4.41)	3.91
	7	7	9	9	9	-	2.22	2.22	2.85	2.85	2.85	-	13.0 (3.5-14.9)	3.34 (0.7-4.09)	3.89
	7	7	9	9	12	-	2.15	2.15	2.76	2.76	3.68	-	13.5 (3.5-16.0)	3.49 (0.7-4.41)	3.87
	7	7	9	9	14	-	2.05	2.05	2.64	2.64	4.12	-	13.5 (3.5-16.0)	3.49 (0.7-4.41)	3.87
	7	7	9	9	18	-	1.89	1.89	2.43	2.43	4.86	-	13.5 (3.5-16.0)	3.48 (0.7-4.41)	3.88
	7	7	9	9	24	-	1.69	1.69	2.17	2.17	5.78	-	13.5 (3.5-16.0)	3.46 (0.7-4.41)	3.90
	7	7	9	12	12	-	2.01	2.01	2.58	3.45	3.45	-	13.5 (3.5-16.0)	3.48 (0.7-4.41)	3.88
	7	7	9	12	14	-	1.93	1.93	2.48	3.31	3.85	-	13.5 (3.5-16.0)	3.48 (0.7-4.41)	3.88
	7	7	9	12	18	-	1.78	1.78	2.29	3.06	4.59	-	13.5 (3.5-16.0)	3.47 (0.7-4.41)	3.89
	7	7	9	12	24	-	1.60	1.60	2.06	2.75	5.49	-	13.5 (3.5-16.0)	3.45 (0.7-4.41)	3.91
	7	7	9	14	14	-	1.85	1.85	2.38	3.71	3.71	-	13.5 (3.5-16.0)	3.47 (0.7-4.41)	3.89
	7	7	9	14	18	-	1.72	1.72	2.21	3.44	4.41	-	13.5 (3.5-16.0)	3.46 (0.7-4.41)	3.90
	7	7	9	14	24	-	1.55	1.55	1.99	3.10	5.31	-	13.5 (3.5-16.0)	3.44 (0.7-4.41)	3.92
	7	7	9	18	18	-	1.60	1.60	2.06	4.12	4.12	-	13.5 (3.5-16.0)	3.45 (0.7-4.41)	3.91
	7	7	12	12	12	-	1.89	1.89	3.24	3.24	3.24	-	13.5 (3.5-16.0)	3.48 (0.7-4.41)	3.88
	7	7	12	12	14	-	1.82	1.82	3.12	3.12	3.62	-	13.5 (3.5-16.0)	3.47 (0.7-4.41)	3.89
	7	7	12	12	18	-	1.69	1.69	2.89	2.89	4.34	-	13.5 (3.5-16.0)	3.46 (0.7-4.41)	3.90
	7	7	12	12	24	-	1.52	1.52	2.61	2.61	5.24	-	13.5 (3.5-16.0)	3.44 (0.7-4.41)	3.92
	7	7	12	14	14	-	1.75	1.75	3.00	3.50	3.50	-	13.5 (3.5-16.0)	3.46 (0.7-4.41)	3.90
	7	7	12	14	18	-	1.63	1.63	2.79	3.26	4.19	-	13.5 (3.5-16.0)	3.45 (0.7-4.41)	3.91
	7	7	12	18	18	-	1.52	1.52	2.62	3.92	3.92	-	13.5 (3.5-16.0)	3.44 (0.7-4.41)	3.92
	7	7	14	14	14	-	1.68	1.68	3.38	3.38	3.38	-	13.5 (3.5-16.0)	3.46 (0.7-4.41)	3.90
	7	7	14	14	18	-	1.58	1.58	3.15	3.15	4.04	-	13.5 (3.5-16.0)	3.45 (0.7-4.41)	3.91
	7	9	9	9	9	-	2.18	2.78	2.78	2.78	2.78	-	13.3 (3.5-15.6)	3.44 (0.7-4.30)	3.87
	7	9	9	9	12	-	2.05	2.64	2.64	2.64	3.53	-	13.5 (3.5-16.0)	3.49 (0.7-4.41)	3.87
	7	9	9	9	14	-	1.97	2.53	2.53	2.53	3.94	-	13.5 (3.5-16.0)	3.48 (0.7-4.41)	3.88
	7	9	9	9	18	-	1.82	2.34	2.34	2.34	4.66	-	13.5 (3.5-16.0)	3.47 (0.7-4.41)	3.89
	7	9	9	9	24	-	1.63	2.09	2.09	2.09	5.60	-	13.5 (3.5-16.0)	3.45 (0.7-4.41)	3.91
	7	9	9	12	12	-	1.92	2.48	2.48	3.31	3.31	-	13.5 (3.5-16.0)	3.48 (0.7-4.41)	3.88
	7	9	9	12	14	-	1.85	2.38	2.38	3.18	3.71	-	13.5 (3.5-16.0)	3.47 (0.7-4.41)	3.89
	7	9	9	12	18	-	1.72	2.21	2.21	2.95	4.41	-	13.5 (3.5-16.0)	3.46 (0.7-4.41)	3.90
	7	9	9	12	24	-	1.55	1.99	1.99	2.66	5.31	-	13.5 (3.5-16.0)	3.44 (0.7-4.41)	3.92
	7	9	9	14	14	-	1.78	2.29	2.29	3.57	3.57	-	13.5 (3.5-16.0)	3.47 (0.7-4.41)	3.89
	7	9	9	14	18	-	1.66	2.13	2.13	3.32	4.26	-	13.5 (3.5-16.0)	3.45 (0.7-4.41)	3.91
	7	9	9	18	18	-	1.56	1.99	1.99	3.98	3.98	-	13.5 (3.5-16.0)	3.44 (0.7-4.41)	3.92
	7	9	12	12	12	-	1.82	2.32	3.12	3.12	3.12	-	13.5 (3.5-16.0)	3.47 (0.7-4.41)	3.89
	7	9	12	12	14	-	1.75	2.25	3.00	3.00	3.50	-	13.5 (3.5-16.0)	3.46 (0.7-4.41)	3.90
	7	9	12	12	18	-	1.63	2.09	2.79	2.79	4.20	-	13.5 (3.5-16.0)	3.45 (0.7-4.41)	3.91
	7	9	12	14	14	-	1.69	2.17	2.88	3.38	3.38	-	13.5 (3.5-16.0)	3.46 (0.7-4.41)	3.90
	7	9	12	14	18	-	1.58	2.03	2.70	3.15	4.04	-	13.5 (3.5-16.0)	3.45 (0.7-4.41)	3.91
	7	9	14	14	14	-	1.63	2.09	3.26	3.26	3.26	-	13.5 (3.5-16.0)	3.45 (0.7-4.41)	3.91
	7	9	14	14	18	-	1.52	1.96	3.05	3.05	3.92	-	13.5 (3.5-16.0)	3.44 (0.7-4.41)	3.92
	7	12	12	12	12	-	1.70	2.95	2.95	2.95	2.95	-	13.5 (3.5-16.0)	3.46 (0.7-4.41)	3.90
	7	12	12	12	14	-	1.66	2.84	2.84	2.84	3.32	-	13.5 (3.5-16.0)	3.45 (0.7-4.41)	3.91
	7	12	12	12	18	-	1.55	2.66	2.66	2.66	3.97	-	13.5 (3.5-16.0)	3.44 (0.7-4.41)	3.92
	7	12	12	14	14	-	1.60	2.75	2.75	3.20	3.20	-	13.5 (3.5-16.0)	3.45 (0.7-4.41)	3.91
	7	12	14	14	14	-	1.55	2.65	3.10	3.10	3.10	-	13.5 (3.5-16.0)	3.44 (0.7-4.41)	3.92
	9	9	9	9	9	-	2.70	2.70	2.70	2.70	2.70	-	13.5 (3.5-16.0)	3.49 (0.7-4.41)	3.87
	9	9	9	9	12	-	2.53	2.53	2.53	2.53	3.38	-	13.5 (3.5-16.0)	3.48 (0.7-4.41)	3.88
	9	9	9	9	14	-	2.43	2.43	2.43	2.43	3.78	-	13.5 (3.5-16.0)	3.48 (0.7-4.41)	3.88
	9	9	9	9	18	-	2.25	2.25	2.25	2.25	4.50	-	13.5 (3.5-16.0)	3.46 (0.7-4.41)	3.90
	9	9	9	9	24	-	2.03	2.03	2.03	2.03	5.38	-	13.5 (3.5-16.0)	3.45 (0.7-4.41)	3.91
	9	9	9	12	12	-	2.38	2.38	2.38	3.18	3.18	-	13.5 (3.5-16.0)	3.47 (0.7-4.41)	3.89
	9	9	9	12	14	-	2.29	2.29	2.29	3.06	3.57	-	13.5 (3.5-16.0)	3.47 (0.7-4.41)	3.89
	9	9	9	12	18	-	2.13	2.13	2.13	2.84	4.27	-	13.5 (3.5-16.0)	3.45 (0.7-4.41)	3.91
	9	9	9	14	14	-	2.21	2.21	2.21	3.44	3.44	-	13.5 (3.5-16.0)	3.46 (0.7-4.41)	3.90
	9	9	9	14	18	-	2.06	2.06	2.06	3.20	4.12	-	13.5 (3.5-16.0)	3.45 (0.7-4.41)	3.91
	9	9	12	12	12	-	2.25	2.25	3.00	3.00	3.00	-	13.5 (3.5-16.0)	3.46 (0.7-4.41)	3.90
	9	9	12	12	14	-	2.17	2.17	2.89	2.89	3.38	-	13.5 (3.5-16.0)	3.46 (0.7-4.41)	3.90
	9	9	12	12	18	-	2.03	2.03	2.70	2.70	4.04	-	13.5 (3.5-16.0)	3.45 (0.7-4.41)	3.91
	9	9	12	14	14	-	2.09	2.09	2.80	3.26	3.26	-	13.5 (3.5-16.0)	3.45 (0.7-4.41)	3.91
	9	9	12	14	18	-	1.96	1.96	2.61	3.05	3.92	-	13.5 (3.5-16.0)	3.44 (0.7-4.41)	3.92
	9	9	14	14	14	-	2.03	2.03	3.15	3.15	3.15	-	13.5 (3.5-16.0)	3.45 (0.7-4.41)	3.91
	9	12	12	12	12	-	2.14	2.84	2.84	2.84	2.84	-	13.5 (3.5-16.0)	3.45 (0.7-4.41)	3.91
	9	12	12	12	14	-	2.06	2.75	2.75	2.75	3.19	-	13.5 (3.5-16.0)	3.45 (0.7-4.41)	3.91
	9	12	12	14	14	-	1.98	2.66	2.66	3.10	3.10	-	13.5 (3.5-16.0)	3.44 (0.7-4.41)	3.92
	12	12	12	12	12	-	2.70	2.70	2.70	2.70	2.70	-	13.5 (3.5-16.0)	3.45 (0.7-4.41)	3.91
	12	12	12	12	14	-	2.61	2.61	2.61	2.61	3.06	-	13.5 (3.5-16.0)	3.44 (0.7-4.41)	3.92

Note: •7:7000Btu/h / 9:9000Btu/h / 12:12000Btu/h / 14:14000Btu/h / 18:18000Btu/h / 24:24000Btu/hmodels
•The above is the value for connecting with Wall Mounted type.
•2 or more indoor units should be connected.
•Heating capacity is based on 20°CDB (indoor temperature), 7°CDB/6°CWB (outdoor temperature).
•Pipe Length: 5m, Height difference: 0m (Outdoor unit to Indoor unit)
•The Total ability of connected indoor unit is up to 54000Btu from 27000Btu.



6 Rooms Multi heating

AOYG45LBLA6	Combination of Indoor Unit						HEATING OPERATION								
							Heating Capacity							Input Power (min-max)	COP
							Room 1	Room 2	Room 3	Room 4	Room 5	Room 6	Total Capacity (min-max)		
							kW	kW	kW	kW	kW	kW	kW	kW	
6 Room	7	7	7	7	7	7	2.20	2.20	2.20	2.20	2.20	2.20	13.2 (3.5-15.3)	3.28 (0.7-4.20)	4.02
	7	7	7	7	7	9	2.15	2.15	2.15	2.15	2.15	2.75	13.5 (3.5-16.0)	3.37 (0.7-4.41)	4.00
	7	7	7	7	7	12	2.01	2.01	2.01	2.01	2.01	3.45	13.5 (3.5-16.0)	3.37 (0.7-4.41)	4.00
	7	7	7	7	7	14	1.93	1.93	1.93	1.93	1.93	3.85	13.5 (3.5-16.0)	3.37 (0.7-4.41)	4.00
	7	7	7	7	7	18	1.78	1.78	1.78	1.78	1.78	4.60	13.5 (3.5-16.0)	3.37 (0.7-4.41)	4.00
	7	7	7	7	7	24	1.60	1.60	1.60	1.60	1.60	5.50	13.5 (3.5-16.0)	3.37 (0.7-4.41)	4.00
	7	7	7	7	9	9	2.05	2.05	2.05	2.05	2.65	2.65	13.5 (3.5-16.0)	3.37 (0.7-4.41)	4.00
	7	7	7	7	9	12	1.93	1.93	1.93	1.93	2.48	3.30	13.5 (3.5-16.0)	3.37 (0.7-4.41)	4.00
	7	7	7	7	9	14	1.85	1.85	1.85	1.85	2.38	3.72	13.5 (3.5-16.0)	3.37 (0.7-4.41)	4.00
	7	7	7	7	9	18	1.72	1.72	1.72	1.72	2.21	4.41	13.5 (3.5-16.0)	3.37 (0.7-4.41)	4.00
	7	7	7	7	9	24	1.55	1.55	1.55	1.55	1.99	5.31	13.5 (3.5-16.0)	3.37 (0.7-4.41)	4.00
	7	7	7	7	12	12	1.82	1.82	1.82	1.82	3.11	3.11	13.5 (3.5-16.0)	3.37 (0.7-4.41)	4.00
	7	7	7	7	12	14	1.75	1.75	1.75	1.75	3.00	3.50	13.5 (3.5-16.0)	3.37 (0.7-4.41)	4.00
	7	7	7	7	12	18	1.63	1.63	1.63	1.63	2.79	4.19	13.5 (3.5-16.0)	3.37 (0.7-4.41)	4.00
	7	7	7	7	14	14	1.69	1.69	1.69	1.69	3.37	3.37	13.5 (3.5-16.0)	3.37 (0.7-4.41)	4.00
	7	7	7	7	14	18	1.58	1.58	1.58	1.58	3.15	4.03	13.5 (3.5-16.0)	3.37 (0.7-4.41)	4.00
	7	7	7	9	9	9	1.97	1.97	1.97	2.53	2.53	2.53	13.5 (3.5-16.0)	3.37 (0.7-4.41)	4.00
	7	7	7	9	9	12	1.85	1.85	1.85	2.38	2.38	3.19	13.5 (3.5-16.0)	3.37 (0.7-4.41)	4.00
	7	7	7	9	9	14	1.78	1.78	1.78	2.29	2.29	3.58	13.5 (3.5-16.0)	3.37 (0.7-4.41)	4.00
	7	7	7	9	9	18	1.66	1.66	1.66	2.13	2.13	4.26	13.5 (3.5-16.0)	3.37 (0.7-4.41)	4.00
	7	7	7	9	12	12	1.75	1.75	1.75	2.25	3.00	3.00	13.5 (3.5-16.0)	3.37 (0.7-4.41)	4.00
	7	7	7	9	12	14	1.69	1.69	1.69	2.17	2.89	3.37	13.5 (3.5-16.0)	3.37 (0.7-4.41)	4.00
	7	7	7	9	12	18	1.58	1.58	1.58	2.03	2.70	4.03	13.5 (3.5-16.0)	3.37 (0.7-4.41)	4.00
	7	7	7	9	14	14	1.63	1.63	1.63	2.09	3.26	3.26	13.5 (3.5-16.0)	3.37 (0.7-4.41)	4.00
	7	7	7	12	12	12	1.66	1.66	1.66	2.84	2.84	2.84	13.5 (3.5-16.0)	3.37 (0.7-4.41)	4.00
	7	7	7	12	12	14	1.60	1.60	1.60	2.75	2.75	3.20	13.5 (3.5-16.0)	3.37 (0.7-4.41)	4.00
	7	7	7	12	14	14	1.55	1.55	1.55	2.65	3.10	3.10	13.5 (3.5-16.0)	3.37 (0.7-4.41)	4.00
	7	7	9	9	9	9	1.89	1.89	2.43	2.43	2.43	2.43	13.5 (3.5-16.0)	3.37 (0.7-4.41)	4.00
	7	7	9	9	9	12	1.78	1.78	2.29	2.29	2.29	3.07	13.5 (3.5-16.0)	3.37 (0.7-4.41)	4.00
	7	7	9	9	9	14	1.72	1.72	2.21	2.21	2.21	3.43	13.5 (3.5-16.0)	3.37 (0.7-4.41)	4.00
	7	7	9	9	9	18	1.60	1.60	2.06	2.06	2.06	4.12	13.5 (3.5-16.0)	3.37 (0.7-4.41)	4.00
	7	7	9	9	12	12	1.69	1.69	2.17	2.17	2.89	2.89	13.5 (3.5-16.0)	3.37 (0.7-4.41)	4.00
	7	7	9	9	12	14	1.63	1.63	2.09	2.09	2.79	3.27	13.5 (3.5-16.0)	3.37 (0.7-4.41)	4.00
	7	7	9	9	12	18	1.52	1.52	1.96	1.96	2.61	3.93	13.5 (3.5-16.0)	3.37 (0.7-4.41)	4.00
	7	7	9	9	14	14	1.58	1.58	2.03	2.03	3.14	3.14	13.5 (3.5-16.0)	3.37 (0.7-4.41)	4.00
	7	7	9	12	12	12	1.60	1.60	2.05	2.75	2.75	2.75	13.5 (3.5-16.0)	3.37 (0.7-4.41)	4.00
	7	7	9	12	12	14	1.55	1.55	1.99	2.66	2.66	3.09	13.5 (3.5-16.0)	3.37 (0.7-4.41)	4.00
	7	7	12	12	12	12	1.53	1.53	2.61	2.61	2.61	2.61	13.5 (3.5-16.0)	3.37 (0.7-4.41)	4.00
	7	9	9	9	9	9	1.80	2.34	2.34	2.34	2.34	2.34	13.5 (3.5-16.0)	3.37 (0.7-4.41)	4.00
	7	9	9	9	9	12	1.72	2.21	2.21	2.21	2.21	2.94	13.5 (3.5-16.0)	3.37 (0.7-4.41)	4.00
	7	9	9	9	9	14	1.66	2.13	2.13	2.13	2.13	3.32	13.5 (3.5-16.0)	3.37 (0.7-4.41)	4.00
	7	9	9	9	12	12	1.65	2.09	2.09	2.09	2.79	2.79	13.5 (3.5-16.0)	3.37 (0.7-4.41)	4.00
	7	9	9	9	12	14	1.58	2.03	2.03	2.03	2.69	3.14	13.5 (3.5-16.0)	3.37 (0.7-4.41)	4.00
	7	9	9	12	12	12	1.54	1.99	1.99	2.66	2.66	2.66	13.5 (3.5-16.0)	3.37 (0.7-4.41)	4.00
	9	9	9	9	9	9	2.25	2.25	2.25	2.25	2.25	2.25	13.5 (3.5-16.0)	3.37 (0.7-4.41)	4.00
	9	9	9	9	9	12	2.13	2.13	2.13	2.13	2.13	2.85	13.5 (3.5-16.0)	3.37 (0.7-4.41)	4.00
	9	9	9	9	12	12	2.03	2.03	2.03	2.03	2.69	2.69	13.5 (3.5-16.0)	3.37 (0.7-4.41)	4.00

Note: •7:7000Btu/h / 9:9000Btu/h / 12:12000Btu/h / 14:14000Btu/h / 18:18000Btu/h / 24:24000Btu/h models
•The above is the value for connecting with Wall Mounted type.
•2 or more indoor units should be connected.
•Heating capacity is based on 20°CDB (indoor temperature), 7°CDB/6°CWB (outdoor temperature).
•Pipe Length: 5m, Height difference: 0m (Outdoor unit to Indoor unit)
•The Total ability of connected indoor unit is up to 54000Btu from 27000Btu.



Multi Combination Table for 8 Rooms–Cooling/Heating

8 Rooms Multi cooling

AOYG45LBT8	Combination of Indoor Unit								COOLING OPERATION									
									Cooling Capacity									Input power
									Room 1	Room 2	Room 3	Room 4	Room 5	Room 6	Room 7	Room 8	Total	
									kW	kW	kW	kW	kW	kW	kW	kW	kW	kW
2 Room	24	24	-	-	-	-	-	-	7.03	7.03	-	-	-	-	-	-	14.06	5.20
	18	24	-	-	-	-	-	-	5.27	7.03	-	-	-	-	-	-	12.30	4.24
3 Room	18	18	24	-	-	-	-	-	4.63	4.63	6.18	-	-	-	-	-	15.45	5.89
	18	18	18	-	-	-	-	-	5.01	5.01	5.01	-	-	-	-	-	15.03	5.90
	14	24	24	-	-	-	-	-	3.54	6.07	6.07	-	-	-	-	-	15.68	5.87
	14	18	24	-	-	-	-	-	3.84	4.94	6.59	-	-	-	-	-	15.37	5.90
	14	18	18	-	-	-	-	-	4.10	5.27	5.27	-	-	-	-	-	14.64	5.50
	14	14	24	-	-	-	-	-	4.10	4.10	7.03	-	-	-	-	-	15.23	5.79
	14	14	18	-	-	-	-	-	4.10	4.10	5.27	-	-	-	-	-	13.47	4.89
	14*1	14*1	14*1	-	-	-	-	-	4.10	4.10	4.10	-	-	-	-	-	12.30	4.24
	12	24	24	-	-	-	-	-	3.09	6.18	6.18	-	-	-	-	-	15.45	5.89
	12	18	24	-	-	-	-	-	3.35	5.01	6.68	-	-	-	-	-	15.04	5.90
	12	18	18	-	-	-	-	-	3.52	5.27	5.27	-	-	-	-	-	14.06	5.20
	12	14	24	-	-	-	-	-	3.52	4.10	7.03	-	-	-	-	-	14.65	5.50
	12	14	18	-	-	-	-	-	3.52	4.10	5.27	-	-	-	-	-	12.89	4.57
	12*1	14*1	14*1	-	-	-	-	-	3.52	4.10	4.10	-	-	-	-	-	11.72	3.91
	12	12	24	-	-	-	-	-	3.52	3.52	7.03	-	-	-	-	-	14.07	5.20
	12	12	18	-	-	-	-	-	3.52	3.52	5.27	-	-	-	-	-	12.31	4.24
	9	24	24	-	-	-	-	-	2.46	6.54	6.54	-	-	-	-	-	15.54	5.90
	9	18	24	-	-	-	-	-	2.64	5.27	7.03	-	-	-	-	-	14.94	5.65
	9	18	18	-	-	-	-	-	2.64	5.27	5.27	-	-	-	-	-	13.18	4.73
	9	14	24	-	-	-	-	-	2.64	4.10	7.03	-	-	-	-	-	13.77	5.05
	9	14	18	-	-	-	-	-	2.64	4.10	5.27	-	-	-	-	-	12.01	4.08
	9	12	24	-	-	-	-	-	2.64	3.52	7.03	-	-	-	-	-	13.19	4.73
	9	12	18	-	-	-	-	-	2.64	3.52	5.27	-	-	-	-	-	11.43	3.74
	9	9	24	-	-	-	-	-	2.64	2.64	7.03	-	-	-	-	-	12.31	4.24
	7	24	24	-	-	-	-	-	1.93	6.64	6.64	-	-	-	-	-	15.21	5.90
	7	18	24	-	-	-	-	-	2.05	5.27	7.03	-	-	-	-	-	14.35	5.35
	7	18	18	-	-	-	-	-	2.05	5.27	5.27	-	-	-	-	-	12.59	4.41
	7	14	24	-	-	-	-	-	2.05	4.10	7.03	-	-	-	-	-	13.18	4.73
	7	14	18	-	-	-	-	-	2.05	4.10	5.27	-	-	-	-	-	11.42	3.74
	7	12	24	-	-	-	-	-	2.05	3.52	7.03	-	-	-	-	-	12.60	4.41
	7	9	24	-	-	-	-	-	2.05	2.64	7.03	-	-	-	-	-	11.72	3.91
4 Room	14	14	14	18	-	-	-	-	3.60	3.60	3.60	4.63	-	-	-	-	15.45	5.89
	14	14	14	14	-	-	-	-	3.84	3.84	3.84	3.84	-	-	-	-	15.37	5.90
	12	14	18	18	-	-	-	-	3.04	3.54	4.55	4.55	-	-	-	-	15.68	5.87
	12	14	14	18	-	-	-	-	3.15	3.67	3.67	4.72	-	-	-	-	15.21	5.90
	12	14	14	14	-	-	-	-	3.35	3.90	3.90	3.90	-	-	-	-	15.04	5.90
	12	12	18	18	-	-	-	-	3.09	3.09	4.63	4.63	-	-	-	-	15.45	5.89
	12	12	14	24	-	-	-	-	3.04	3.04	3.54	6.07	-	-	-	-	15.69	5.87
	12	12	14	18	-	-	-	-	3.30	3.30	3.84	4.94	-	-	-	-	15.38	5.90
	12	12	14	14	-	-	-	-	3.52	3.52	4.10	4.10	-	-	-	-	15.24	5.79
	12	12	12	24	-	-	-	-	3.09	3.09	3.09	6.18	-	-	-	-	15.45	5.89
	12	12	12	18	-	-	-	-	3.35	3.35	3.35	5.01	-	-	-	-	15.05	5.90
	12	12	12	14	-	-	-	-	3.52	3.52	3.52	4.10	-	-	-	-	14.66	5.50
	12	12	12	12	-	-	-	-	3.52	3.52	3.52	3.52	-	-	-	-	14.08	5.20
	9	14	18	18	-	-	-	-	2.34	3.64	4.67	4.67	-	-	-	-	15.33	5.89
	9	14	14	24	-	-	-	-	2.30	3.57	3.57	6.12	-	-	-	-	15.57	5.88
	9	14	14	18	-	-	-	-	2.49	3.87	3.87	4.97	-	-	-	-	15.21	5.90
	9	14	14	14	-	-	-	-	2.64	4.10	4.10	4.10	-	-	-	-	14.94	5.65
	9	12	18	18	-	-	-	-	2.46	3.28	4.90	4.90	-	-	-	-	15.54	5.90
	9	12	14	24	-	-	-	-	2.34	3.12	3.64	6.23	-	-	-	-	15.33	5.89
	9	12	14	18	-	-	-	-	2.53	3.37	3.93	5.05	-	-	-	-	14.87	5.90
	9	12	14	14	-	-	-	-	2.64	3.52	4.10	4.10	-	-	-	-	14.36	5.35
	9	12	12	24	-	-	-	-	2.46	3.28	3.28	6.54	-	-	-	-	15.55	5.90
	9	12	12	18	-	-	-	-	2.64	3.52	3.52	5.27	-	-	-	-	14.95	5.65
	9	12	12	14	-	-	-	-	2.64	3.52	3.52	4.10	-	-	-	-	13.78	5.05
	9	12	12	12	-	-	-	-	2.64	3.52	3.52	3.52	-	-	-	-	13.20	4.73
	9	9	18	24	-	-	-	-	2.32	2.32	4.63	6.18	-	-	-	-	15.45	5.89
	9	9	18	18	-	-	-	-	2.51	2.51	5.01	5.01	-	-	-	-	15.04	5.90
	9	9	14	24	-	-	-	-	2.47	2.47	3.84	6.59	-	-	-	-	15.38	5.90
	9	9	14	18	-	-	-	-	2.64	2.64	4.10	5.27	-	-	-	-	14.65	5.50
	9	9	14	14	-	-	-	-	2.64	2.64	4.10	4.10	-	-	-	-	13.48	4.89
	9	9	12	24	-	-	-	-	2.51	2.51	3.35	6.68	-	-	-	-	15.05	5.90
	9	9	12	18	-	-	-	-	2.64	2.64	3.52	5.27	-	-	-	-	14.07	5.20
	9	9	12	14	-	-	-	-	2.64	2.64	3.52	4.10	-	-	-	-	12.90	4.57
	9	9	12	12	-	-	-	-	2.64	2.64	3.52	3.52	-	-	-	-	12.32	4.24
	9	9	9	24	-	-	-	-	2.64	2.64	2.64	7.03	-	-	-	-	14.95	5.65
	9	9	9	18	-	-	-	-	2.64	2.64	2.64	5.27	-	-	-	-	13.19	4.73
	9	9	9	14	-	-	-	-	2.64	2.64	2.64	4.10	-	-	-	-	12.02	4.08
	9	9	9	12	-	-	-	-	2.64	2.64	2.64	3.52	-	-	-	-	11.44	3.74
	7	18	18	18	-	-	-	-	1.79	4.59	4.59	4.59	-	-	-	-	15.56	5.88
	7	14	18	18	-	-	-	-	1.91	3.82	4.91	4.91	-	-	-	-	15.54	5.90
	7	14	14	24	-	-	-	-	1.82	3.64	3.64	6.24	-	-	-	-	15.33	5.89
	7	14	14	18	-	-	-	-	1.96	3.93	3.93	5.05	-	-	-	-	14.87	5.90
	7	14	14	14	-	-	-	-	2.05	4.10	4.10	4.10	-	-	-	-	14.35	5.35
	7	12	18	24	-	-	-	-	1.79	3.07	4.59	6.12	-	-	-	-	15.57	5.88
	7	12	18	18	-	-	-	-	1.93	3.32	4.97	4.97	-	-	-	-	15.21	5.90
	7	12	14	24	-	-	-	-	1.91	3.28	3.82	6.54	-	-	-	-	15.54	5.90
	7	12	14	18	-	-	-	-	2.05	3.52	4.10	5.27	-	-	-	-	14.94	5.65
	7	12	14	14	-	-	-	-	2.05	3.52	4.10	4.10	-	-	-	-	13.77	5.05
	7	12	12	24	-	-	-	-	1.93	3.32	3.32	6.63	-	-	-	-	15.21	5.90
	7	12	12	18	-	-	-	-	2.05	3.52	3.52	5.27	-	-	-	-	14.36	5.35
	7	12	12	14	-	-	-	-	2.05	3.52	3.52	4.10	-	-	-	-	13.19	4.73
	7	12	12	12	-	-	-	-	2.05	3.52	3.52	3.52	-	-	-	-	12.61	4.41
	7	9	18	24	-	-	-	-	1.84	2.36	4.72	6.29	-	-	-	-	15.21	5.90
	7	9	18	18	-	-	-	-	2.05	2.64	5.27	5.27	-	-	-	-	15.23	5.79
	7	9	14	24	-	-	-	-	1.95	2.51	3.90	6.68	-	-	-	-	15.04	5.90
	7	9	14	18	-	-	-	-	2.05	2.64	4.10	5.27	-	-	-	-	14.06	5.20
	7	9	12	24	-	-	-	-	2.05	2.64	3.52	7.03	-	-	-	-	15.24	5.79
	7	9	12	18	-	-	-	-	2.05	2.64	3.52	5.27	-	-	-	-	13.48	4.89
	7	9	12	14	-	-	-	-	2.05	2.64	3.52	4.10	-	-	-	-	12.31	4.24
	7	9	12	12	-	-	-	-	2.05	2.64	3.52	3.52	-	-	-	-	11.73	3.91
	7	9	9	24	-	-	-	-	2.05	2.64	2.64	7.03	-	-	-	-	14.36	5.35
	7	9	9	18	-	-	-	-	2.05	2.64	2.64	5.27	-	-	-	-	12.60	4.41
	7	9	9	14	-	-	-	-	2.05	2.64	2.64	4.10	-	-	-	-	11.43	3.74
	7	7	24	24	-	-	-	-	1.77	1.77	6.07	6.07	-	-	-	-	15.68	5.87
	7	7	18	24	-	-	-	-	1.92	1.92	4.94	6.59	-	-	-	-	15.37	5.90
	7	7	18	18	-	-	-	-	2.05	2.05	5.27	5.27	-	-	-	-	14.64	5.50
	7	7	14	24	-	-	-	-	2.05	2.05	4.10	7.03	-	-	-	-	15.23	5.79

Note:
- Cooling capacity is based on 27°CDB/19°CWB (indoor temperature), 35°CDB (outdoor temperature)
- Pipe Length: 5 m (Outdoor unit to Branch box), 3 m (Branch box to Indoor unit)
- Height difference: 0 m (Outdoor unit to Indoor unit)
- The values in this table should be used only as a guide. These values are calculated at standard conditions. To fix your selection of models, select them according to "Model Selection" in the D&T manual.

*1: LMC type is not available for this combination.



8 Rooms Multi cooling

AOYG45LBT8	Combination of Indoor Unit								COOLING OPERATION									
									Cooling Capacity									Input power
									Room 1	Room 2	Room 3	Room 4	Room 5	Room 6	Room 7	Room 8	Total	
									kW	kW	kW	kW	kW	kW	kW	kW	kW	kW
4 Room	7	7	14	18	-	-	-	-	2.05	2.05	4.10	5.27	-	-	-	-	13.47	4.89
	7	7	14	14	-	-	-	-	2.05	2.05	4.10	4.10	-	-	-	-	12.30	4.24
	7	7	12	24	-	-	-	-	2.05	2.05	3.52	7.03	-	-	-	-	14.65	5.50
	7	7	12	18	-	-	-	-	2.05	2.05	3.52	5.27	-	-	-	-	12.89	4.57
	7	7	12	14	-	-	-	-	2.05	2.05	3.52	4.10	-	-	-	-	11.72	3.91
	7	7	9	24	-	-	-	-	2.05	2.05	2.64	7.03	-	-	-	-	13.77	5.05
	7	7	9	18	-	-	-	-	2.05	2.05	2.64	5.27	-	-	-	-	12.01	4.08
	7	7	7	24	-	-	-	-	2.05	2.05	2.05	7.03	-	-	-	-	13.18	4.73
	7	7	7	18	-	-	-	-	2.05	2.05	2.05	5.27	-	-	-	-	11.42	3.74
5 Room	12	12	12	12	14	-	-	-	3.04	3.04	3.04	3.04	3.54	-	-	-	15.69	5.87
	12	12	12	12	12	-	-	-	3.09	3.09	3.09	3.09	3.09	-	-	-	15.46	5.89
	9	12	12	14	14	-	-	-	2.30	3.07	3.07	3.57	3.57	-	-	-	15.57	5.88
	9	12	12	12	14	-	-	-	2.34	3.12	3.12	3.12	3.63	-	-	-	15.34	5.89
	9	12	12	12	12	-	-	-	2.46	3.27	3.27	3.27	3.27	-	-	-	15.55	5.90
	9	9	14	14	14	-	-	-	2.32	2.32	3.60	3.60	3.60	-	-	-	15.45	5.89
	9	9	12	14	18	-	-	-	2.28	2.28	3.04	3.54	4.55	-	-	-	15.69	5.87
	9	9	12	14	14	-	-	-	2.36	2.36	3.15	3.67	3.67	-	-	-	15.21	5.90
	9	9	12	12	18	-	-	-	2.32	2.32	3.09	3.09	4.63	-	-	-	15.45	5.89
	9	9	12	12	14	-	-	-	2.47	2.47	3.30	3.30	3.84	-	-	-	15.38	5.90
	9	9	12	12	12	-	-	-	2.51	2.51	3.34	3.34	3.34	-	-	-	15.05	5.90
	9	9	9	14	18	-	-	-	2.34	2.34	2.34	3.64	4.67	-	-	-	15.33	5.89
	9	9	9	14	14	-	-	-	2.49	2.49	2.49	3.87	3.87	-	-	-	15.21	5.90
	9	9	9	12	18	-	-	-	2.46	2.46	2.46	3.28	4.90	-	-	-	15.55	5.90
	9	9	9	12	14	-	-	-	2.53	2.53	2.53	3.37	3.93	-	-	-	14.88	5.90
	9	9	9	12	12	-	-	-	2.64	2.64	2.64	3.52	3.52	-	-	-	14.96	5.65
	9	9	9	9	24	-	-	-	2.32	2.32	2.32	2.32	6.18	-	-	-	15.45	5.89
	9	9	9	9	18	-	-	-	2.51	2.51	2.51	2.51	5.01	-	-	-	15.05	5.90
	9	9	9	9	14	-	-	-	2.64	2.64	2.64	2.64	4.10	-	-	-	14.66	5.50
	9	9	9	9	12	-	-	-	2.64	2.64	2.64	2.64	3.52	-	-	-	14.08	5.20
	9	9	9	9	9	-	-	-	2.64	2.64	2.64	2.64	2.64	-	-	-	13.20	4.73
	7	12	14	14	14	-	-	-	1.79	3.07	3.57	3.57	3.57	-	-	-	15.57	5.88
	7	12	12	14	14	-	-	-	1.82	3.12	3.12	3.64	3.64	-	-	-	15.33	5.89
	7	12	12	12	18	-	-	-	1.79	3.07	3.07	3.07	4.59	-	-	-	15.57	5.88
	7	12	12	12	14	-	-	-	1.91	3.28	3.28	3.28	3.82	-	-	-	15.55	5.90
	7	12	12	12	12	-	-	-	1.93	3.32	3.32	3.32	3.32	-	-	-	15.22	5.90
	7	9	14	14	18	-	-	-	1.77	2.28	3.54	3.54	4.55	-	-	-	15.68	5.87
	7	9	14	14	14	-	-	-	1.84	2.36	3.67	3.67	3.67	-	-	-	15.21	5.90
	7	9	12	14	18	-	-	-	1.80	2.32	3.09	3.60	4.63	-	-	-	15.45	5.89
	7	9	12	14	14	-	-	-	1.92	2.47	3.30	3.84	3.84	-	-	-	15.38	5.90
	7	9	12	12	18	-	-	-	1.83	2.36	3.15	3.15	4.72	-	-	-	15.21	5.90
	7	9	12	12	14	-	-	-	1.95	2.51	3.35	3.35	3.90	-	-	-	15.05	5.90
	7	9	12	12	12	-	-	-	2.05	2.64	3.52	3.52	3.52	-	-	-	15.25	5.79
	7	9	9	18	18	-	-	-	1.79	2.30	2.30	4.59	4.59	-	-	-	15.57	5.88
	7	9	9	14	18	-	-	-	1.91	2.46	2.46	3.82	4.90	-	-	-	15.54	5.90
	7	9	9	14	14	-	-	-	1.96	2.53	2.53	3.93	3.93	-	-	-	14.87	5.90
	7	9	9	12	24	-	-	-	1.79	2.30	2.30	3.07	6.12	-	-	-	15.57	5.88
	7	9	9	12	18	-	-	-	1.93	2.49	2.49	3.32	4.97	-	-	-	15.21	5.90
	7	9	9	12	14	-	-	-	2.05	2.64	2.64	3.52	4.10	-	-	-	14.95	5.65
	7	9	9	12	12	-	-	-	2.05	2.64	2.64	3.52	3.52	-	-	-	14.37	5.35
	7	9	9	9	24	-	-	-	1.83	2.36	2.36	2.36	6.29	-	-	-	15.21	5.90
	7	9	9	9	18	-	-	-	2.05	2.64	2.64	2.64	5.27	-	-	-	15.24	5.79
	7	9	9	9	14	-	-	-	2.05	2.64	2.64	2.64	4.10	-	-	-	14.07	5.20
	7	9	9	9	12	-	-	-	2.05	2.64	2.64	2.64	3.52	-	-	-	13.49	4.89
	7	9	9	9	9	-	-	-	2.05	2.64	2.64	2.64	2.64	-	-	-	12.61	4.41
	7	7	14	14	18	-	-	-	1.80	1.80	3.60	3.60	4.63	-	-	-	15.45	5.89
	7	7	14	14	14	-	-	-	1.92	1.92	3.84	3.84	3.84	-	-	-	15.37	5.90
	7	7	12	18	18	-	-	-	1.77	1.77	3.04	4.55	4.55	-	-	-	15.68	5.87
	7	7	12	14	18	-	-	-	1.84	1.84	3.15	3.67	4.72	-	-	-	15.21	5.90
	7	7	12	14	14	-	-	-	1.95	1.95	3.35	3.90	3.90	-	-	-	15.04	5.90
	7	7	12	12	24	-	-	-	1.77	1.77	3.04	3.04	6.07	-	-	-	15.69	5.87
	7	7	12	12	14	-	-	-	2.05	2.05	3.52	3.52	4.10	-	-	-	15.24	5.79
	7	7	12	12	12	-	-	-	2.05	2.05	3.52	3.52	3.52	-	-	-	14.66	5.50
	7	7	9	18	18	-	-	-	1.82	1.82	2.34	4.67	4.67	-	-	-	15.33	5.89
	7	7	9	14	24	-	-	-	1.79	1.79	2.30	3.57	6.12	-	-	-	15.57	5.88
	7	7	9	14	18	-	-	-	1.93	1.93	2.49	3.87	4.97	-	-	-	15.21	5.90
	7	7	9	14	14	-	-	-	2.05	2.05	2.64	4.10	4.10	-	-	-	14.94	5.65
	7	7	9	12	24	-	-	-	1.82	1.82	2.34	3.12	6.23	-	-	-	15.33	5.89
	7	7	9	12	18	-	-	-	1.96	1.96	2.53	3.37	5.05	-	-	-	14.87	5.90
	7	7	9	12	14	-	-	-	2.05	2.05	2.64	3.52	4.10	-	-	-	14.36	5.35
	7	7	9	12	12	-	-	-	2.05	2.05	2.64	3.52	3.52	-	-	-	13.78	5.05
	7	7	9	9	24	-	-	-	1.92	1.92	2.47	2.47	6.59	-	-	-	15.38	5.90
	7	7	9	9	18	-	-	-	2.05	2.05	2.64	2.64	5.27	-	-	-	14.65	5.50
	7	7	9	9	14	-	-	-	2.05	2.05	2.64	2.64	4.10	-	-	-	13.48	4.89
	7	7	9	9	12	-	-	-	2.05	2.05	2.64	2.64	3.52	-	-	-	12.90	4.57
	7	7	9	9	9	-	-	-	2.05	2.05	2.64	2.64	2.64	-	-	-	12.02	4.08
	7	7	7	18	18	-	-	-	1.91	1.91	1.91	4.91	4.91	-	-	-	15.54	5.90
	7	7	7	14	24	-	-	-	1.82	1.82	1.82	3.64	6.24	-	-	-	15.33	5.89
	7	7	7	14	18	-	-	-	1.96	1.96	1.96	3.93	5.05	-	-	-	14.87	5.90
	7	7	7	14	14	-	-	-	2.05	2.05	2.05	4.10	4.10	-	-	-	14.35	5.35
	7	7	7	12	24	-	-	-	1.91	1.91	1.91	3.28	6.54	-	-	-	15.54	5.90
	7	7	7	12	18	-	-	-	2.05	2.05	2.05	3.52	5.27	-	-	-	14.94	5.65
	7	7	7	12	14	-	-	-	2.05	2.05	2.05	3.52	4.10	-	-	-	13.77	5.05
	7	7	7	12	12	-	-	-	2.05	2.05	2.05	3.52	3.52	-	-	-	13.19	4.73
	7	7	7	9	24	-	-	-	1.95	1.95	1.95	2.51	6.68	-	-	-	15.04	5.90
	7	7	7	9	18	-	-	-	2.05	2.05	2.05	2.64	5.27	-	-	-	14.06	5.20
	7	7	7	9	14	-	-	-	2.05	2.05	2.05	2.64	4.10	-	-	-	12.89	4.57
	7	7	7	9	12	-	-	-	2.05	2.05	2.05	2.64	3.52	-	-	-	12.31	4.24
	7	7	7	9	9	-	-	-	2.05	2.05	2.05	2.64	2.64	-	-	-	11.43	3.74
	7	7	7	7	24	-	-	-	2.05	2.05	2.05	2.05	7.03	-	-	-	15.23	5.79
	7	7	7	7	18	-	-	-	2.05	2.05	2.05	2.05	5.27	-	-	-	13.47	4.89
	7	7	7	7	14	-	-	-	2.05	2.05	2.05	2.05	4.10	-	-	-	12.30	4.24
	7	7	7	7	12	-	-	-	2.05	2.05	2.05	2.05	3.52	-	-	-	11.72	3.91
6 Room	9	9	9	9	12	14	-	-	2.28	2.28	2.28	2.28	3.04	3.54	-	-	15.69	5.87
	9	9	9	9	12	12	-	-	2.32	2.32	2.32	2.32	3.09	3.09	-	-	15.46	5.89
	9	9	9	9	9	14	-	-	2.34	2.34	2.34	2.34	2.34	3.63	-	-	15.34	5.89
	9	9	9	9	9	12	-	-	2.46	2.46	2.46	2.46	2.46	3.27	-	-	15.55	5.90
	9	9	9	9	9	9	-	-	2.51	2.51	2.51	2.51	2.51	2.51	-	-	15.05	5.90
	7	9	9	12	12	12	-	-	1.78	2.30	2.30	3.06	3.06	3.06	-	-	15.57	5.88
	7	9	9	9	12	14	-	-	1.80	2.32	2.32	2.32	3.09	3.60	-	-	15.45	5.89
	7	9	9	9	12	12	-	-	1.83	2.36	2.36	2.36	3.15	3.15	-	-	15.22	5.90

Note:
- Cooling capacity is based on 27°CDB/19°CWB (indoor temperature), 35°CDB (outdoor temperature)
- Pipe Length: 5 m (Outdoor unit to Branch box), 3 m (Branch box to Indoor unit)
- Height difference: 0 m (Outdoor unit to Indoor unit)
- The values in this table should be used only as a guide. These values are calculated at standard conditions. To fix your selection of models, select them according to "Model Selection" in the D&T manual.

Multi Combination Table for 8 Rooms–Cooling/Heating

8 Rooms Multi cooling

AOYG45LBT8	Combination of Indoor Unit								COOLING OPERATION									
									Cooling Capacity									Input power
									Room 1	Room 2	Room 3	Room 4	Room 5	Room 6	Room 7	Room 8	Total	
									kW	kW	kW	kW	kW	kW	kW	kW	kW	kW
6 Room	7	9	9	9	9	18	-	-	1.79	2.30	2.30	2.30	2.30	4.59	-	-	15.57	5.88
	7	9	9	9	9	12	-	-	1.93	2.49	2.49	2.49	2.49	3.32	-	-	15.22	5.90
	7	9	9	9	9	9	-	-	2.05	2.64	2.64	2.64	2.64	2.64	-	-	15.25	5.79
	7	7	12	12	12	12	-	-	1.77	1.77	3.04	3.04	3.04	3.04	-	-	15.69	5.87
	7	7	9	12	12	14	-	-	1.79	1.79	2.30	3.07	3.07	3.57	-	-	15.57	5.88
	7	7	9	12	12	12	-	-	1.82	1.82	2.34	3.12	3.12	3.12	-	-	15.34	5.89
	7	7	9	9	14	14	-	-	1.80	1.80	2.32	2.32	3.60	3.60	-	-	15.45	5.89
	7	7	9	9	12	18	-	-	1.77	1.77	2.28	2.28	3.04	4.55	-	-	15.69	5.87
	7	7	9	9	12	14	-	-	1.83	1.83	2.36	2.36	3.15	3.67	-	-	15.21	5.90
	7	7	9	9	12	12	-	-	1.92	1.92	2.47	2.47	3.30	3.30	-	-	15.38	5.90
	7	7	9	9	9	18	-	-	1.82	1.82	2.34	2.34	2.34	4.67	-	-	15.33	5.89
	7	7	9	9	9	14	-	-	1.93	1.93	2.49	2.49	2.49	3.87	-	-	15.21	5.90
	7	7	9	9	9	12	-	-	1.96	1.96	2.53	2.53	2.53	3.37	-	-	14.88	5.90
	7	7	9	9	9	9	-	-	2.05	2.05	2.64	2.64	2.64	2.64	-	-	14.66	5.50
	7	7	7	12	14	14	-	-	1.79	1.79	1.79	3.07	3.57	3.57	-	-	15.57	5.88
	7	7	7	12	12	14	-	-	1.82	1.82	1.82	3.12	3.12	3.64	-	-	15.33	5.89
	7	7	7	12	12	12	-	-	1.91	1.91	1.91	3.28	3.28	3.28	-	-	15.55	5.90
	7	7	7	9	14	18	-	-	1.77	1.77	1.77	2.28	3.54	4.55	-	-	15.68	5.87
	7	7	7	9	14	14	-	-	1.84	1.84	1.84	2.36	3.67	3.67	-	-	15.21	5.90
	7	7	7	9	12	18	-	-	1.80	1.80	1.80	2.32	3.09	4.63	-	-	15.45	5.89
	7	7	7	9	12	14	-	-	1.92	1.92	1.92	2.47	3.30	3.84	-	-	15.38	5.90
	7	7	7	9	12	12	-	-	1.95	1.95	1.95	2.51	3.35	3.35	-	-	15.05	5.90
	7	7	7	9	9	18	-	-	1.91	1.91	1.91	2.46	2.46	4.90	-	-	15.54	5.90
	7	7	7	9	9	14	-	-	1.96	1.96	1.96	2.53	2.53	3.93	-	-	14.87	5.90
	7	7	7	9	9	12	-	-	2.05	2.05	2.05	2.64	2.64	3.52	-	-	14.95	5.65
	7	7	7	9	9	9	-	-	2.05	2.05	2.05	2.64	2.64	2.64	-	-	14.07	5.20
	7	7	7	7	14	18	-	-	1.80	1.80	1.80	1.80	3.60	4.63	-	-	15.45	5.89
	7	7	7	7	14	14	-	-	1.92	1.92	1.92	1.92	3.84	3.84	-	-	15.37	5.90
	7	7	7	7	12	18	-	-	1.84	1.84	1.84	1.84	3.15	4.72	-	-	15.21	5.90
	7	7	7	7	12	14	-	-	1.95	1.95	1.95	1.95	3.35	3.90	-	-	15.04	5.90
	7	7	7	7	12	12	-	-	2.05	2.05	2.05	2.05	3.52	3.52	-	-	15.24	5.79
	7	7	7	7	9	24	-	-	1.79	1.79	1.79	1.79	2.30	6.12	-	-	15.57	5.88
	7	7	7	7	9	18	-	-	1.93	1.93	1.93	1.93	2.49	4.97	-	-	15.21	5.90
	7	7	7	7	9	14	-	-	2.05	2.05	2.05	2.05	2.64	4.10	-	-	14.94	5.65
	7	7	7	7	9	12	-	-	2.05	2.05	2.05	2.05	2.64	3.52	-	-	14.36	5.35
	7	7	7	7	9	9	-	-	2.05	2.05	2.05	2.05	2.64	2.64	-	-	13.48	4.89
	7	7	7	7	7	24	-	-	1.82	1.82	1.82	1.82	1.82	6.24	-	-	15.33	5.89
	7	7	7	7	7	18	-	-	1.96	1.96	1.96	1.96	1.96	5.05	-	-	14.87	5.90
	7	7	7	7	7	14	-	-	2.05	2.05	2.05	2.05	2.05	4.10	-	-	14.35	5.35
	7	7	7	7	7	12	-	-	2.05	2.05	2.05	2.05	2.05	3.52	-	-	13.77	5.05
	7	7	7	7	7	9	-	-	2.05	2.05	2.05	2.05	2.05	2.64	-	-	12.89	4.57
	7	7	7	7	7	7	-	-	2.05	2.05	2.05	2.05	2.05	2.05	-	-	12.30	4.24
7 Room	7	9	9	9	9	9	9	-	1.78	2.30	2.30	2.30	2.30	2.30	2.30	-	15.57	5.88
	7	7	9	9	9	9	12	-	1.77	1.77	2.28	2.28	2.28	2.28	3.04	-	15.69	5.87
	7	7	9	9	9	9	9	-	1.82	1.82	2.34	2.34	2.34	2.34	2.34	-	15.34	5.89
	7	7	7	9	9	9	14	-	1.77	1.77	1.77	2.28	2.28	2.28	3.54	-	15.69	5.87
	7	7	7	9	9	9	12	-	1.80	1.80	1.80	2.32	2.32	2.32	3.09	-	15.45	5.89
	7	7	7	9	9	9	9	-	1.91	1.91	1.91	2.46	2.46	2.46	2.46	-	15.55	5.90
	7	7	7	7	9	12	12	-	1.79	1.79	1.79	1.79	2.30	3.07	3.07	-	15.57	5.88
	7	7	7	7	9	9	14	-	1.80	1.80	1.80	1.80	2.32	2.32	3.60	-	15.45	5.89
	7	7	7	7	9	9	12	-	1.83	1.83	1.83	1.83	2.36	2.36	3.15	-	15.21	5.90
	7	7	7	7	9	9	9	-	1.93	1.93	1.93	1.93	2.49	2.49	2.49	-	15.21	5.90
	7	7	7	7	7	12	14	-	1.79	1.79	1.79	1.79	1.79	3.07	3.57	-	15.57	5.88
	7	7	7	7	7	12	12	-	1.82	1.82	1.82	1.82	1.82	3.12	3.12	-	15.33	5.89
	7	7	7	7	7	9	18	-	1.77	1.77	1.77	1.77	1.77	2.28	4.55	-	15.68	5.87
	7	7	7	7	7	9	14	-	1.84	1.84	1.84	1.84	1.84	2.36	3.67	-	15.21	5.90
	7	7	7	7	7	9	12	-	1.92	1.92	1.92	1.92	1.92	2.47	3.30	-	15.38	5.90
	7	7	7	7	7	9	9	-	1.96	1.96	1.96	1.96	1.96	2.53	2.53	-	14.87	5.90
	7	7	7	7	7	7	18	-	1.80	1.80	1.80	1.80	1.80	1.80	4.63	-	15.45	5.89
	7	7	7	7	7	7	14	-	1.92	1.92	1.92	1.92	1.92	1.92	3.84	-	15.37	5.90
	7	7	7	7	7	7	12	-	1.95	1.95	1.95	1.95	1.95	1.95	3.35	-	15.04	5.90
	7	7	7	7	7	7	9	-	2.05	2.05	2.05	2.05	2.05	2.05	2.64	-	14.94	5.65
	7	7	7	7	7	7	7	-	2.05	2.05	2.05	2.05	2.05	2.05	2.05	-	14.35	5.35
8 Room	7	7	7	7	7	9	9	9	1.77	1.77	1.77	1.77	1.77	2.28	2.28	2.28	15.69	5.87
	7	7	7	7	7	7	9	9	1.80	1.80	1.80	1.80	1.80	1.80	2.32	2.32	15.45	5.89
	7	7	7	7	7	7	7	12	1.79	1.79	1.79	1.79	1.79	1.79	1.79	3.07	15.57	5.88
	7	7	7	7	7	7	7	9	1.84	1.84	1.84	1.84	1.84	1.84	1.84	2.36	15.21	5.90
	7	7	7	7	7	7	7	7	1.92	1.92	1.92	1.92	1.92	1.92	1.92	1.92	15.37	5.90

Note: •Cooling capacity is based on 27°CDB/19°CWB (indoor temperature), 35°CDB (outdoor temperature)
•Pipe Length: 5 m (Outdoor unit to Branch box), 3 m (Branch box to Indoor unit)
•Height difference: 0 m (Outdoor unit to Indoor unit)
•The values in this table should be used only as a guide. These values are calculated at standard conditions.
To fix your selection of models, select them according to "Model Selection" in the D&T manual.

8 Rooms Multi heating

AOYG45LBT8	Combination of Indoor Unit								HEATING OPERATION									
									Heating Capacity									Input power
									Room 1	Room 2	Room 3	Room 4	Room 5	Room 6	Room 7	Room 8	Total	
									kW	kW	kW	kW	kW	kW	kW	kW	kW	kW
2 Room	24	24	-	-	-	-	-	-	7.91	7.91	-	-	-	-	-	-	15.82	5.07
	18	24	-	-	-	-	-	-	5.86	7.91	-	-	-	-	-	-	13.77	4.21
3 Room	18	18	24	-	-	-	-	-	5.32	5.32	7.18	-	-	-	-	-	17.82	5.98
	18	18	18	-	-	-	-	-	5.79	5.79	5.79	-	-	-	-	-	17.38	5.43
	14	24	24	-	-	-	-	-	4.26	7.02	7.02	-	-	-	-	-	18.31	5.98
	14	18	24	-	-	-	-	-	4.59	5.61	7.57	-	-	-	-	-	17.77	5.70
	14	18	18	-	-	-	-	-	4.78	5.84	5.84	-	-	-	-	-	16.46	5.11
	14	14	24	-	-	-	-	-	4.75	4.75	7.82	-	-	-	-	-	17.32	5.23
	14	14	18	-	-	-	-	-	4.80	4.80	5.86	-	-	-	-	-	15.46	4.75
	14*1	14*1	14*1	-	-	-	-	-	4.80	4.80	4.80	-	-	-	-	-	14.40	4.21
	12	24	24	-	-	-	-	-	3.58	7.15	7.15	-	-	-	-	-	17.89	5.98
	12	18	24	-	-	-	-	-	3.84	5.68	7.67	-	-	-	-	-	17.19	5.43
	12	18	18	-	-	-	-	-	3.96	5.86	5.86	-	-	-	-	-	15.68	5.07
	12	14	24	-	-	-	-	-	3.94	4.78	7.87	-	-	-	-	-	16.59	5.11
	12	14	18	-	-	-	-	-	3.96	4.80	5.86	-	-	-	-	-	14.62	4.46
	12*1	14*1	14*1	-	-	-	-	-	3.96	4.80	4.80	-	-	-	-	-	13.56	4.00
	12	12	24	-	-	-	-	-	3.96	3.96	7.91	-	-	-	-	-	15.83	5.07
	12	12	18	-	-	-	-	-	3.96	3.96	5.86	-	-	-	-	-	13.78	4.21
	9	24	24	-	-	-	-	-	2.85	7.54	7.54	-	-	-	-	-	17.93	5.87
	9	18	24	-	-	-	-	-	2.97	5.83	7.87	-	-	-	-	-	16.67	5.16
	9	18	18	-	-	-	-	-	2.99	5.86	5.86	-	-	-	-	-	14.71	4.60
	9	14	24	-	-	-	-	-	2.99	4.80	7.91	-	-	-	-	-	15.70	4.91
	9	14	18	-	-	-	-	-	2.99	4.80	5.86	-	-	-	-	-	13.65	4.10
	9	12	24	-	-	-	-	-	2.99	3.96	7.91	-	-	-	-	-	14.86	4.60
	9	12	18	-	-	-	-	-	2.99	3.96	5.86	-	-	-	-	-	12.81	3.90
	9	9	24	-	-	-	-	-	2.99	2.99	7.91	-	-	-	-	-	13.89	4.21
	7	24	24	-	-	-	-	-	2.28	7.61	7.61	-	-	-	-	-	17.51	5.56
	7	18	24	-	-	-	-	-	2.37	5.85	7.90	-	-	-	-	-	16.12	5.08
	7	18	18	-	-	-	-	-	2.37	5.86	5.86	-	-	-	-	-	14.09	4.33
	7	14	24	-	-	-	-	-	2.37	4.80	7.91	-	-	-	-	-	15.08	4.60
	7	14	18	-	-	-	-	-	2.37	4.80	5.86	-	-	-	-	-	13.03	3.90
	7	12	24	-	-	-	-	-	2.37	3.96	7.91	-	-	-	-	-	14.24	4.33
	7	9	24	-	-	-	-	-	2.37	2.99	7.91	-	-	-	-	-	13.27	4.00
4 Room	14	14	14	18	-	-	-	-	4.30	4.30	4.30	5.24	-	-	-	-	18.13	5.98
	14	14	14	14	-	-	-	-	4.55	4.55	4.55	4.55	-	-	-	-	18.20	5.70
	12	14	18	18	-	-	-	-	3.53	4.28	5.22	5.22	-	-	-	-	18.24	5.98
	12	14	14	18	-	-	-	-	3.61	4.38	4.38	5.34	-	-	-	-	17.71	5.98
	12	14	14	14	-	-	-	-	3.80	4.61	4.61	4.61	-	-	-	-	17.62	5.43
	12	12	18	18	-	-	-	-	3.59	3.59	5.32	5.32	-	-	-	-	17.82	5.98
	12	12	14	24	-	-	-	-	3.52	3.52	4.26	7.02	-	-	-	-	18.32	5.98
	12	12	14	18	-	-	-	-	3.79	3.79	4.59	5.61	-	-	-	-	17.77	5.70
	12	12	14	14	-	-	-	-	3.92	3.92	4.75	4.75	-	-	-	-	17.33	5.23
	12	12	12	24	-	-	-	-	3.58	3.58	3.58	7.15	-	-	-	-	17.90	5.98
	12	12	12	18	-	-	-	-	3.84	3.84	3.84	5.68	-	-	-	-	17.20	5.43
	12	12	12	14	-	-	-	-	3.94	3.94	3.94	4.78	-	-	-	-	16.60	5.11
	12	12	12	12	-	-	-	-	3.96	3.96	3.96	3.96	-	-	-	-	15.84	5.07
	9	14	18	18	-	-	-	-	2.72	4.37	5.33	5.33	-	-	-	-	17.76	5.98
	9	14	14	24	-	-	-	-	2.66	4.27	4.27	7.04	-	-	-	-	18.25	5.98
	9	14	14	18	-	-	-	-	2.87	4.60	4.60	5.62	-	-	-	-	17.68	5.56
	9	14	14	14	-	-	-	-	2.96	4.75	4.75	4.75	-	-	-	-	17.22	5.16
	9	12	18	18	-	-	-	-	2.86	3.78	5.60	5.60	-	-	-	-	17.84	5.87
	9	12	14	24	-	-	-	-	2.71	3.59	4.35	7.17	-	-	-	-	17.83	5.98
	9	12	14	18	-	-	-	-	2.90	3.85	4.66	5.69	-	-	-	-	17.11	5.32
	9	12	14	14	-	-	-	-	2.98	3.94	4.78	4.78	-	-	-	-	16.48	5.08
	9	12	12	24	-	-	-	-	2.85	3.77	3.77	7.54	-	-	-	-	17.94	5.87
	9	12	12	18	-	-	-	-	2.97	3.94	3.94	5.83	-	-	-	-	16.67	5.16
	9	12	12	14	-	-	-	-	2.99	3.96	3.96	4.80	-	-	-	-	15.71	4.91
	9	12	12	12	-	-	-	-	2.99	3.96	3.96	3.96	-	-	-	-	14.87	4.60
	9	9	18	24	-	-	-	-	2.71	2.71	5.30	7.16	-	-	-	-	17.88	5.98
	9	9	18	18	-	-	-	-	2.90	2.90	5.68	5.68	-	-	-	-	17.17	5.43
	9	9	14	24	-	-	-	-	2.86	2.86	4.58	7.55	-	-	-	-	17.85	5.70
	9	9	14	18	-	-	-	-	2.98	2.98	4.78	5.83	-	-	-	-	16.56	5.11
	9	9	14	14	-	-	-	-	2.99	2.99	4.80	4.80	-	-	-	-	15.58	4.75
	9	9	12	24	-	-	-	-	2.89	2.89	3.83	7.65	-	-	-	-	17.27	5.43
	9	9	12	18	-	-	-	-	2.99	2.99	3.96	5.86	-	-	-	-	15.80	5.07
	9	9	12	14	-	-	-	-	2.99	2.99	3.96	4.80	-	-	-	-	14.74	4.46
	9	9	12	12	-	-	-	-	2.99	2.99	3.96	3.96	-	-	-	-	13.90	4.21
	9	9	9	24	-	-	-	-	2.97	2.97	2.97	7.86	-	-	-	-	16.77	5.16
	9	9	9	18	-	-	-	-	2.99	2.99	2.99	5.86	-	-	-	-	14.83	4.60
	9	9	9	14	-	-	-	-	2.99	2.99	2.99	4.80	-	-	-	-	13.77	4.10
	9	9	9	12	-	-	-	-	2.99	2.99	2.99	3.96	-	-	-	-	12.93	3.90
	7	18	18	18	-	-	-	-	2.14	5.28	5.28	5.28	-	-	-	-	17.98	5.98
	7	14	18	18	-	-	-	-	2.26	4.57	5.58	5.58	-	-	-	-	17.99	5.87
	7	14	14	24	-	-	-	-	2.14	4.33	4.33	7.14	-	-	-	-	17.94	5.98
	7	14	14	18	-	-	-	-	2.29	4.65	4.65	5.67	-	-	-	-	17.26	5.32
	7	14	14	14	-	-	-	-	2.36	4.77	4.77	4.77	-	-	-	-	16.67	5.08
	7	12	18	24	-	-	-	-	2.13	3.56	5.26	7.10	-	-	-	-	18.05	5.98
	7	12	18	18	-	-	-	-	2.29	3.82	5.65	5.65	-	-	-	-	17.41	5.56
	7	12	14	24	-	-	-	-	2.25	3.76	4.56	7.52	-	-	-	-	18.09	5.87
	7	12	14	18	-	-	-	-	2.35	3.93	4.77	5.82	-	-	-	-	16.87	5.16
	7	12	14	14	-	-	-	-	2.37	3.96	4.80	4.80	-	-	-	-	15.93	4.91
	7	12	12	24	-	-	-	-	2.28	3.81	3.81	7.61	-	-	-	-	17.51	5.56
	7	12	12	18	-	-	-	-	2.37	3.96	3.96	5.85	-	-	-	-	16.13	5.08
	7	12	12	14	-	-	-	-	2.37	3.96	3.96	4.80	-	-	-	-	15.09	4.60
	7	12	12	12	-	-	-	-	2.37	3.96	3.96	3.96	-	-	-	-	14.25	4.33
	7	9	18	24	-	-	-	-	2.25	2.84	5.56	7.51	-	-	-	-	18.15	5.98
	7	9	18	18	-	-	-	-	2.35	2.97	5.81	5.81	-	-	-	-	16.95	5.23
	7	9	14	24	-	-	-	-	2.29	2.88	4.63	7.63	-	-	-	-	17.42	5.43
	7	9	14	18	-	-	-	-	2.37	2.99	4.80	5.86	-	-	-	-	16.02	5.07
	7	9	12	24	-	-	-	-	2.35	2.96	3.92	7.84	-	-	-	-	17.08	5.23
	7	9	12	18	-	-	-	-	2.37	2.99	3.96	5.86	-	-	-	-	15.18	4.75
	7	9	12	14	-	-	-	-	2.37	2.99	3.96	4.80	-	-	-	-	14.12	4.21
	7	9	12	12	-	-	-	-	2.37	2.99	3.96	3.96	-	-	-	-	13.28	4.00
	7	9	9	24	-	-	-	-	2.37	2.98	2.98	7.89	-	-	-	-	16.23	5.08
	7	9	9	18	-	-	-	-	2.37	2.99	2.99	5.86	-	-	-	-	14.21	4.33
	7	9	9	14	-	-	-	-	2.37	2.99	2.99	4.80	-	-	-	-	13.15	3.90
	7	7	24	24	-	-	-	-	2.11	2.11	7.03	7.03	-	-	-	-	18.28	5.98
	7	7	18	24	-	-	-	-	2.27	2.27	5.61	7.57	-	-	-	-	17.73	5.70
	7	7	18	18	-	-	-	-	2.36	2.36	5.84	5.84	-	-	-	-	16.40	5.11
	7	7	14	24	-	-	-	-	2.35	2.35	4.75	7.83	-	-	-	-	17.27	5.23

Note:
- Heating capacity is based on 20°CDB (indoor temperature), 7°CDB/6°CWB (outdoor temperature)
- Pipe Length: 5 m (Outdoor unit to Branch box), 3 m (Branch box to Indoor unit)
- Height difference: 0 m (Outdoor unit to Indoor unit)
- The values in this table should be used only as a guide. These values are calculated at standard conditions. To fix your selection of models, select them according to "Model Selection" in the D&T manual.

*1: LMC type is not available for this combination.

Multi Combination Table for 8 Rooms-Heating

8 Rooms Multi heating

AOYG45LBT8	Combination of Indoor Unit								HEATING OPERATION									
									Heating Capacity									Input power
									Room 1	Room 2	Room 3	Room 4	Room 5	Room 6	Room 7	Room 8	Total	
									kW	kW	kW	kW	kW	kW	kW	kW	kW	kW
4 Room	7	7	14	18	-	-	-	-	2.37	2.37	4.80	5.86	-	-	-	-	15.40	4.75
	7	7	14	14	-	-	-	-	2.37	2.37	4.80	4.80	-	-	-	-	14.34	4.21
	7	7	12	24	-	-	-	-	2.36	2.36	3.94	7.87	-	-	-	-	16.53	5.11
	7	7	12	18	-	-	-	-	2.37	2.37	3.96	5.86	-	-	-	-	14.56	4.46
	7	7	12	14	-	-	-	-	2.37	2.37	3.96	4.80	-	-	-	-	13.50	4.00
	7	7	9	24	-	-	-	-	2.37	2.37	2.99	7.91	-	-	-	-	15.64	4.91
	7	7	9	18	-	-	-	-	2.37	2.37	2.99	5.86	-	-	-	-	13.59	4.10
	7	7	7	24	-	-	-	-	2.37	2.37	2.37	7.91	-	-	-	-	15.02	4.60
	7	7	7	18	-	-	-	-	2.37	2.37	2.37	5.86	-	-	-	-	12.97	3.90
5 Room	12	12	12	12	14	-	-	-	3.51	3.51	3.51	3.51	4.26	-	-	-	18.32	5.98
	12	12	12	12	12	-	-	-	3.58	3.58	3.58	3.58	3.58	-	-	-	17.90	5.98
	9	12	12	14	14	-	-	-	2.66	3.52	3.52	4.27	4.27	-	-	-	18.26	5.98
	9	12	12	12	14	-	-	-	2.71	3.59	3.59	3.59	4.35	-	-	-	17.84	5.98
	9	12	12	12	12	-	-	-	2.85	3.77	3.77	3.77	3.77	-	-	-	17.95	5.87
	9	9	14	14	14	-	-	-	2.67	2.67	4.28	4.28	4.28	-	-	-	18.19	5.98
	9	9	12	14	18	-	-	-	2.66	2.66	3.52	4.26	5.21	-	-	-	18.30	5.98
	9	9	12	14	14	-	-	-	2.72	2.72	3.60	4.37	4.37	-	-	-	17.77	5.98
	9	9	12	12	18	-	-	-	2.71	2.71	3.58	3.58	5.30	-	-	-	17.88	5.98
	9	9	12	12	14	-	-	-	2.86	2.86	3.78	3.78	4.58	-	-	-	17.86	5.70
	9	9	12	12	12	-	-	-	2.89	2.89	3.83	3.83	3.83	-	-	-	17.28	5.43
	9	9	9	14	18	-	-	-	2.71	2.71	2.71	4.36	5.32	-	-	-	17.82	5.98
	9	9	9	14	14	-	-	-	2.86	2.86	2.86	4.59	4.59	-	-	-	17.77	5.56
	9	9	9	12	18	-	-	-	2.85	2.85	2.85	3.78	5.59	-	-	-	17.92	5.87
	9	9	9	12	14	-	-	-	2.90	2.90	2.90	3.84	4.65	-	-	-	17.19	5.32
	9	9	9	12	12	-	-	-	2.97	2.97	2.97	3.93	3.93	-	-	-	16.78	5.16
	9	9	9	9	24	-	-	-	2.70	2.70	2.70	2.70	7.14	-	-	-	17.94	5.98
	9	9	9	9	18	-	-	-	2.89	2.89	2.89	2.89	5.67	-	-	-	17.25	5.43
	9	9	9	9	14	-	-	-	2.97	2.97	2.97	2.97	4.77	-	-	-	16.67	5.11
	9	9	9	9	12	-	-	-	2.99	2.99	2.99	2.99	3.96	-	-	-	15.92	5.07
	9	9	9	9	9	-	-	-	2.99	2.99	2.99	2.99	2.99	-	-	-	14.95	4.60
	7	12	14	14	14	-	-	-	2.10	3.51	4.25	4.25	4.25	-	-	-	18.37	5.98
	7	12	12	14	14	-	-	-	2.14	3.57	3.57	4.33	4.33	-	-	-	17.95	5.98
	7	12	12	12	18	-	-	-	2.13	3.56	3.56	3.56	5.26	-	-	-	18.06	5.98
	7	12	12	12	14	-	-	-	2.25	3.76	3.76	3.76	4.56	-	-	-	18.10	5.87
	7	12	12	12	12	-	-	-	2.28	3.81	3.81	3.81	3.81	-	-	-	17.52	5.56
	7	9	14	14	18	-	-	-	2.09	2.64	4.24	4.24	5.18	-	-	-	18.40	5.98
	7	9	14	14	14	-	-	-	2.14	2.71	4.34	4.34	4.34	-	-	-	17.88	5.98
	7	9	12	14	18	-	-	-	2.13	2.69	3.57	4.32	5.28	-	-	-	17.99	5.98
	7	9	12	14	14	-	-	-	2.26	2.85	3.77	4.57	4.57	-	-	-	18.01	5.70
	7	9	12	12	18	-	-	-	2.25	2.84	3.76	3.76	5.56	-	-	-	18.16	5.98
	7	9	12	12	14	-	-	-	2.28	2.88	3.82	3.82	4.63	-	-	-	17.43	5.43
	7	9	12	12	12	-	-	-	2.35	2.96	3.92	3.92	3.92	-	-	-	17.09	5.23
	7	9	9	18	18	-	-	-	2.13	2.69	2.69	5.27	5.27	-	-	-	18.04	5.98
	7	9	9	14	18	-	-	-	2.25	2.84	2.84	4.56	5.57	-	-	-	18.07	5.87
	7	9	9	14	14	-	-	-	2.29	2.89	2.89	4.64	4.64	-	-	-	17.34	5.32
	7	9	9	12	24	-	-	-	2.12	2.68	2.68	3.55	7.08	-	-	-	18.11	5.98
	7	9	9	12	18	-	-	-	2.28	2.88	2.88	3.81	5.64	-	-	-	17.49	5.56
	7	9	9	12	14	-	-	-	2.35	2.97	2.97	3.93	4.76	-	-	-	16.97	5.16
	7	9	9	12	12	-	-	-	2.37	2.98	2.98	3.95	3.95	-	-	-	16.24	5.08
	7	9	9	9	24	-	-	-	2.17	2.74	2.74	2.74	7.24	-	-	-	17.63	5.98
	7	9	9	9	18	-	-	-	2.35	2.96	2.96	2.96	5.81	-	-	-	17.05	5.23
	7	9	9	9	14	-	-	-	2.37	2.99	2.99	2.99	4.79	-	-	-	16.12	5.07
	7	9	9	9	12	-	-	-	2.37	2.99	2.99	2.99	3.96	-	-	-	15.30	4.75
	7	9	9	9	9	-	-	-	2.37	2.99	2.99	2.99	2.99	-	-	-	14.33	4.33
	7	7	14	14	18	-	-	-	2.12	2.12	4.30	4.30	5.25	-	-	-	18.10	5.98
	7	7	14	14	14	-	-	-	2.25	2.25	4.55	4.55	4.55	-	-	-	18.16	5.70
	7	7	12	18	18	-	-	-	2.11	2.11	3.53	5.23	5.23	-	-	-	18.21	5.98
	7	7	12	14	18	-	-	-	2.16	2.16	3.62	4.38	5.35	-	-	-	17.68	5.98
	7	7	12	14	14	-	-	-	2.28	2.28	3.80	4.61	4.61	-	-	-	17.58	5.43
	7	7	12	12	24	-	-	-	2.11	2.11	3.52	3.52	7.03	-	-	-	18.29	5.98
	7	7	12	12	14	-	-	-	2.35	2.35	3.92	3.92	4.75	-	-	-	17.28	5.23
	7	7	12	12	12	-	-	-	2.36	2.36	3.94	3.94	3.94	-	-	-	16.54	5.11
	7	7	9	18	18	-	-	-	2.16	2.16	2.72	5.34	5.34	-	-	-	17.73	5.98
	7	7	9	14	24	-	-	-	2.11	2.11	2.67	4.28	7.05	-	-	-	18.22	5.98
	7	7	9	14	18	-	-	-	2.27	2.27	2.87	4.61	5.62	-	-	-	17.64	5.56
	7	7	9	14	14	-	-	-	2.35	2.35	2.96	4.75	4.75	-	-	-	17.16	5.16
	7	7	9	12	24	-	-	-	2.15	2.15	2.72	3.60	7.18	-	-	-	17.80	5.98
	7	7	9	12	18	-	-	-	2.34	2.34	2.96	3.92	5.80	-	-	-	17.36	5.32
	7	7	9	12	14	-	-	-	2.36	2.36	2.98	3.95	4.78	-	-	-	16.43	5.08
	7	7	9	12	12	-	-	-	2.37	2.37	2.99	3.96	3.96	-	-	-	15.65	4.91
	7	7	9	9	24	-	-	-	2.27	2.27	2.86	2.86	7.56	-	-	-	17.81	5.70
	7	7	9	9	18	-	-	-	2.36	2.36	2.98	2.98	5.83	-	-	-	16.51	5.11
	7	7	9	9	14	-	-	-	2.37	2.37	2.99	2.99	4.80	-	-	-	15.52	4.75
	7	7	9	9	12	-	-	-	2.37	2.37	2.99	2.99	3.96	-	-	-	14.68	4.46
	7	7	9	9	9	-	-	-	2.37	2.37	2.99	2.99	2.99	-	-	-	13.71	4.10
	7	7	7	18	18	-	-	-	2.26	2.26	2.26	5.58	5.58	-	-	-	17.95	5.87
	7	7	7	14	24	-	-	-	2.14	2.14	2.14	4.34	7.15	-	-	-	17.91	5.98
	7	7	7	14	18	-	-	-	2.30	2.30	2.30	4.65	5.68	-	-	-	17.22	5.32
	7	7	7	14	14	-	-	-	2.36	2.36	2.36	4.77	4.77	-	-	-	16.62	5.08
	7	7	7	12	24	-	-	-	2.25	2.25	2.25	3.77	7.52	-	-	-	18.05	5.87
	7	7	7	12	18	-	-	-	2.35	2.35	2.35	3.93	5.82	-	-	-	16.81	5.16
	7	7	7	12	14	-	-	-	2.37	2.37	2.37	3.96	4.80	-	-	-	15.87	4.91
	7	7	7	12	12	-	-	-	2.37	2.37	2.37	3.96	3.96	-	-	-	15.03	4.60
	7	7	7	9	24	-	-	-	2.29	2.29	2.29	2.89	7.63	-	-	-	17.38	5.43
	7	7	7	9	18	-	-	-	2.37	2.37	2.37	2.99	5.86	-	-	-	15.96	5.07
	7	7	7	9	14	-	-	-	2.37	2.37	2.37	2.99	4.80	-	-	-	14.90	4.46
	7	7	7	9	12	-	-	-	2.37	2.37	2.37	2.99	3.96	-	-	-	14.06	4.21
	7	7	7	9	9	-	-	-	2.37	2.37	2.37	2.99	2.99	-	-	-	13.09	3.90
	7	7	7	7	24	-	-	-	2.35	2.35	2.35	2.35	7.83	-	-	-	17.22	5.23
	7	7	7	7	18	-	-	-	2.37	2.37	2.37	2.37	5.86	-	-	-	15.34	4.75
	7	7	7	7	14	-	-	-	2.37	2.37	2.37	2.37	4.80	-	-	-	14.28	4.21
	7	7	7	7	12	-	-	-	2.37	2.37	2.37	2.37	3.96	-	-	-	13.44	4.00
6 Room	9	9	9	9	12	14	-	-	2.65	2.65	2.65	2.65	3.51	4.25	-	-	18.36	5.98
	9	9	9	9	12	12	-	-	2.70	2.70	2.70	2.70	3.57	3.57	-	-	17.94	5.98
	9	9	9	9	9	14	-	-	2.71	2.71	2.71	2.71	2.71	4.34	-	-	17.88	5.98
	9	9	9	9	9	12	-	-	2.85	2.85	2.85	2.85	2.85	3.77	-	-	18.00	5.87
	9	9	9	9	9	9	-	-	2.89	2.89	2.89	2.89	2.89	2.89	-	-	17.33	5.43
	7	9	9	12	12	12	-	-	2.12	2.68	2.68	3.55	3.55	3.55	-	-	18.12	5.98
	7	9	9	9	12	14	-	-	2.13	2.69	2.69	2.69	3.56	4.31	-	-	18.05	5.98
	7	9	9	9	12	12	-	-	2.17	2.74	2.74	2.74	3.62	3.62	-	-	17.63	5.98

Note:
- Heating capacity is based on 20°CDB (indoor temperature), 7°CDB/6°CWB (outdoor temperature)
- Pipe Length: 5 m (Outdoor unit to Branch box), 3 m (Branch box to Indoor unit)
- Height difference: 0 m (Outdoor unit to Indoor unit)
- The values in this table should be used only as a guide. These values are calculated at standard conditions. To fix your selection of models, select them according to "Model Selection" in the D&T manual.



8 Rooms Multi heating

AOYG45LBT8	Combination of Indoor Unit								HEATING OPERATION									
									Heating Capacity									Input power
									Room 1	Room 2	Room 3	Room 4	Room 5	Room 6	Room 7	Room 8	Total	
									kW	kW	kW	kW	kW	kW	kW	kW	kW	kW
6 Room	7	9	9	9	9	18	-	-	2.12	2.68	2.68	2.68	2.68	5.25	-	-	18.10	5.98
	7	9	9	9	9	12	-	-	2.28	2.87	2.87	2.87	2.87	3.81	-	-	17.57	5.56
	7	9	9	9	9	9	-	-	2.35	2.96	2.96	2.96	2.96	2.96	-	-	17.16	5.23
	7	7	12	12	12	12	-	-	2.11	2.11	3.52	3.52	3.52	3.52	-	-	18.29	5.98
	7	7	9	12	12	14	-	-	2.11	2.11	2.66	3.53	3.53	4.28	-	-	18.23	5.98
	7	7	9	12	12	12	-	-	2.15	2.15	2.71	3.60	3.60	3.60	-	-	17.81	5.98
	7	7	9	9	14	14	-	-	2.12	2.12	2.67	2.67	4.29	4.29	-	-	18.16	5.98
	7	7	9	9	12	18	-	-	2.11	2.11	2.66	2.66	3.52	5.21	-	-	18.27	5.98
	7	7	9	9	12	14	-	-	2.16	2.16	2.72	2.72	3.61	4.37	-	-	17.74	5.98
	7	7	9	9	12	12	-	-	2.27	2.27	2.86	2.86	3.78	3.78	-	-	17.82	5.70
	7	7	9	9	9	18	-	-	2.15	2.15	2.72	2.72	2.72	5.33	-	-	17.79	5.98
	7	7	9	9	9	14	-	-	2.27	2.27	2.86	2.86	2.86	4.60	-	-	17.73	5.56
	7	7	9	9	9	12	-	-	2.30	2.30	2.90	2.90	2.90	3.84	-	-	17.15	5.32
	7	7	9	9	9	9	-	-	2.36	2.36	2.97	2.97	2.97	2.97	-	-	16.61	5.11
	7	7	7	12	14	14	-	-	2.10	2.10	2.10	3.51	4.26	4.26	-	-	18.34	5.98
	7	7	7	12	12	14	-	-	2.14	2.14	2.14	3.58	3.58	4.34	-	-	17.92	5.98
	7	7	7	12	12	12	-	-	2.25	2.25	2.25	3.77	3.77	3.77	-	-	18.06	5.87
	7	7	7	9	14	18	-	-	2.10	2.10	2.10	2.65	4.25	5.19	-	-	18.38	5.98
	7	7	7	9	14	14	-	-	2.15	2.15	2.15	2.71	4.35	4.35	-	-	17.85	5.98
	7	7	7	9	12	18	-	-	2.14	2.14	2.14	2.70	3.57	5.28	-	-	17.96	5.98
	7	7	7	9	12	14	-	-	2.26	2.26	2.26	2.85	3.77	4.57	-	-	17.97	5.70
	7	7	7	9	12	12	-	-	2.29	2.29	2.29	2.89	3.82	3.82	-	-	17.39	5.43
	7	7	7	9	9	18	-	-	2.25	2.25	2.25	2.84	2.84	5.57	-	-	18.03	5.87
	7	7	7	9	9	14	-	-	2.29	2.29	2.29	2.89	2.89	4.64	-	-	17.30	5.32
	7	7	7	9	9	12	-	-	2.35	2.35	2.35	2.97	2.97	3.93	-	-	16.92	5.16
	7	7	7	9	9	9	-	-	2.37	2.37	2.37	2.99	2.99	2.99	-	-	16.07	5.07
	7	7	7	7	14	18	-	-	2.13	2.13	2.13	2.13	4.31	5.26	-	-	18.07	5.98
	7	7	7	7	14	14	-	-	2.25	2.25	2.25	2.25	4.56	4.56	-	-	18.12	5.70
	7	7	7	7	12	18	-	-	2.17	2.17	2.17	2.17	3.62	5.36	-	-	17.65	5.98
	7	7	7	7	12	14	-	-	2.28	2.28	2.28	2.28	3.81	4.62	-	-	17.54	5.43
	7	7	7	7	12	12	-	-	2.35	2.35	2.35	2.35	3.92	3.92	-	-	17.23	5.23
	7	7	7	7	9	24	-	-	2.12	2.12	2.12	2.12	2.67	7.06	-	-	18.19	5.98
	7	7	7	7	9	18	-	-	2.28	2.28	2.28	2.28	2.87	5.63	-	-	17.60	5.56
	7	7	7	7	9	14	-	-	2.35	2.35	2.35	2.35	2.96	4.76	-	-	17.11	5.16
	7	7	7	7	9	12	-	-	2.36	2.36	2.36	2.36	2.98	3.95	-	-	16.38	5.08
	7	7	7	7	9	9	-	-	2.37	2.37	2.37	2.37	2.99	2.99	-	-	15.46	4.75
	7	7	7	7	7	24	-	-	2.14	2.14	2.14	2.14	2.14	7.16	-	-	17.88	5.98
	7	7	7	7	7	18	-	-	2.30	2.30	2.30	2.30	2.30	5.68	-	-	17.18	5.32
	7	7	7	7	7	14	-	-	2.36	2.36	2.36	2.36	2.36	4.78	-	-	16.57	5.08
	7	7	7	7	7	12	-	-	2.37	2.37	2.37	2.37	2.37	3.96	-	-	15.81	4.91
	7	7	7	7	7	9	-	-	2.37	2.37	2.37	2.37	2.37	2.99	-	-	14.84	4.46
	7	7	7	7	7	7	-	-	2.37	2.37	2.37	2.37	2.37	2.37	-	-	14.22	4.21
7 Room	7	9	9	9	9	9	9	-	2.12	2.67	2.67	2.67	2.67	2.67	2.67	-	18.16	5.98
	7	7	9	9	9	9	12	-	2.10	2.10	2.65	2.65	2.65	2.65	3.51	-	18.33	5.98
	7	7	9	9	9	9	9	-	2.15	2.15	2.71	2.71	2.71	2.71	2.71	-	17.85	5.98
	7	7	7	9	9	9	14	-	2.09	2.09	2.09	2.63	2.63	2.63	4.23	-	18.40	5.98
	7	7	7	9	9	9	12	-	2.13	2.13	2.13	2.69	2.69	2.69	3.56	-	18.02	5.98
	7	7	7	9	9	9	9	-	2.25	2.25	2.25	2.84	2.84	2.84	2.84	-	18.11	5.87
	7	7	7	7	9	12	12	-	2.11	2.11	2.11	2.11	2.67	3.53	3.53	-	18.20	5.98
	7	7	7	7	9	9	14	-	2.12	2.12	2.12	2.12	2.68	2.68	4.30	-	18.13	5.98
	7	7	7	7	9	9	12	-	2.16	2.16	2.16	2.16	2.73	2.73	3.61	-	17.71	5.98
	7	7	7	7	9	9	9	-	2.27	2.27	2.27	2.27	2.87	2.87	2.87	-	17.68	5.56
	7	7	7	7	7	12	14	-	2.10	2.10	2.10	2.10	2.10	3.52	4.26	-	18.31	5.98
	7	7	7	7	7	12	12	-	2.14	2.14	2.14	2.14	2.14	3.58	3.58	-	17.89	5.98
	7	7	7	7	7	9	18	-	2.10	2.10	2.10	2.10	2.10	2.65	5.19	-	18.35	5.98
	7	7	7	7	7	9	14	-	2.15	2.15	2.15	2.15	2.15	2.71	4.36	-	17.82	5.98
	7	7	7	7	7	9	12	-	2.26	2.26	2.26	2.26	2.26	2.85	3.78	-	17.93	5.70
	7	7	7	7	7	9	9	-	2.29	2.29	2.29	2.29	2.29	2.89	2.89	-	17.26	5.32
	7	7	7	7	7	7	18	-	2.13	2.13	2.13	2.13	2.13	2.13	5.26	-	18.04	5.98
	7	7	7	7	7	7	14	-	2.25	2.25	2.25	2.25	2.25	2.25	4.56	-	18.08	5.70
	7	7	7	7	7	7	12	-	2.28	2.28	2.28	2.28	2.28	2.28	3.81	-	17.50	5.43
	7	7	7	7	7	7	9	-	2.35	2.35	2.35	2.35	2.35	2.35	2.96	-	17.06	5.16
	7	7	7	7	7	7	7	-	2.36	2.36	2.36	2.36	2.36	2.36	2.36	-	16.52	5.08
8 Room	7	7	7	7	7	9	9	9	2.09	2.09	2.09	2.09	2.09	2.64	2.64	2.64	18.40	5.98
	7	7	7	7	7	7	9	9	2.12	2.12	2.12	2.12	2.12	2.12	2.68	2.68	18.10	5.98
	7	7	7	7	7	7	7	12	2.11	2.11	2.11	2.11	2.11	2.11	2.11	3.52	18.28	5.98
	7	7	7	7	7	7	7	9	2.15	2.15	2.15	2.15	2.15	2.15	2.15	2.72	17.79	5.98
	7	7	7	7	7	7	7	7	2.25	2.25	2.25	2.25	2.25	2.25	2.25	2.25	18.04	5.70

Note:
- Heating capacity is based on 20°CDB (indoor temperature), 7°CDB/6°CWB (outdoor temperature)
- Pipe Length: 5 m (Outdoor unit to Branch box), 3 m (Branch box to Indoor unit)
- Height difference: 0 m (Outdoor unit to Indoor unit)
- The values in this table should be used only as a guide. These values are calculated at standard conditions. To fix your selection of models, select them according to "Model Selection" in the D&T manual.

SPLIT/MULTI SPLIT Optional Parts List/Function List

Controllers/Others

Type			Indoor unit										Outdoor unit	Other
			Wall Mounted							Floor	Duct		Single Phase	Branch Box (8 Rooms Multi)
			Flagship Range	Designer Range			Standard Range		ECO Range		Mini (With drain pump)	Slim (With drain pump)	5-6 Rooms Multi	
			ASYG09/12 KXCA	ASYG07/09/12/ 14KGTA	ASYG09/12 LTCA	ASYG07/09/12/ 14LUCA	ASYG07/09/12/ 14LMCE	ASYG18/30 LFCA, ASYG24LFCC	ASYG07/09/12 LLCE	AGYG09/12/14 LVCA	ARYG12/14/18 LSLAP	ARYG12/14/18 14LLTB	AOYG36LBLA5 AOYG45LBLA6	UTP-PY03A UTP-PY02A
Controllers	Wired Remote Controller			● UTY-RNRYZ2*1							● UTY-RNRYZ2			
				● UTY-RLRY*1							● UTY-RLRY			
					● UTY-RVNYM					● UTY-RVNYM				
					● UTY-RNNYM					● UTY-RNNYM				
	Simple Remote Controller	 2-wire type 3-wire type		● UTY-RSRY*1	● UTY-RSNYM					● UTY-RSNYM	● UTY-RSNYM, UTY-RSRY	● UTY-RSNYM		
	Central Remote Controller												● UTY-DMMYM	
Others	IR Receiver Unit										● UTY-LBTYM			
	Remote Sensor Unit	 New amenity space can be offered by installing the Remote sensor.									● UTY-XSZX			
	Auto Louver Grille Kit										● UTD-GXTA-W, UTD-GXTB-W (18)			
	Half Concealed Kit	 This kit is used to half conceal floor type indoor unit into the wall.								● UTR-STA				

*1: New communication kit is required for connection. (Tentative)

Interface

Type			Indoor unit									
			Wall Mounted							Floor	Duct	
			Flagship Range	Designer Range			Standard Range		ECO Range		Mini (With drain pump)	Slim (With drain pump)
			ASYG09/12 KXCA	ASYG07/09/12/ 14KGTA	ASYG09/12 LTCA	ASYG07/09/12/ 14LUCA	ASYG07/09/12/ 14LMCE	ASYG18/30LFCA, ASYG24LFCC	ASYG07/09/12 LLCE	AGYG09/12/14 LVCA	ARYG12/14/18 LSLAP	ARYG12/14/18 14LLTB
Interface	Wireless LAN Interface			●*2	● UTY-TFNXZ1					● UTY-TFNXZ1	● UTY-TFSXZ1	● UTY-TFNXZ1
					● FJ-RC-WIFI-1					● FJ-RC-WIFI-1		● FJ-RC-WIFI-1
	KNX Interface				● FJ-RC-KNX-1i					● FJ-RC-KNX-1i		● FJ-RC-KNX-1i
	MODBUS Convertor										● UTY-VMX	
	MODBUS Interface				● FJ-RC-MBS-1					● FJ-RC-MBS-1		● FJ-RC-MBS-1
	External Switch Controller										● UTY-TERX	

*2: New Wireless LAN Interface can be connected. (Tentative)

External Input and Output Function/External Connect Kit/Communication Kit

Type			Indoor unit										Outdoor unit
			Wall Mounted							Floor	Duct		Single Phase
			Flagship Range	Designer Range			Standard Range		ECO Range		Mini (With drain pump)	Slim (With drain pump)	8 Rooms Multi
			ASYG09/12 KXCA	ASYG07/09/12/ 14KGTA	ASYG09/12 LTCA	ASYG07/09/12/ 14LUCA	ASYG07/09/12/ 14LMCE	ASYG18/30LFCA, ASYG24LFCC	ASYG07/09/12 LLCE	AGYG09/12/14 LVCA	ARYG12/14/18 LSLAP	ARYG12/14/18 14LLTB	AOYG45LBT8
Function	Input	Operation / Stop		● UTY-XCSXZ1*3	● UTY-XWZXZ5 + UTY-TWBXF		● UTY-XWZXZ5+ UTY-XCBXZ2	● UTY-XWZX		● UTY-XWZX	● PCB Terminal	● UTD-ECS5A	
		Batch Stop											● UTY-XWZXZ3
		Forced Stop		● UTY-XCSXZ1*3	● UTY-XWZXZ5 + UTY-TWBXF		● UTY-XWZXZ5+ UTY-XCBXZ2	● UTY-XWZX		● UTY-XWZX	● PCB Terminal	● UTD-ECS5A	
		Emergency Stop											● UTY-XWZXZ3
		Low Noise Mode Operation											● UTY-XWZXZ3
		Cooling / Heating Priority											● UTY-XWZXZ3
		Outdoor Unit Operation Peak Control											● UTY-XWZXZ3
	Output	Operation Status		● UTY-XCSXZ1*3	○ UTY-XWZXZ5 + UTY-TWBXF		○ UTY-XWZXZ5+ UTY-XCBXZ2	○ UTY-XWZX		○ UTY-XWZX	● UTY-XWZXZG	○ UTD-ECS5A	
		Error Status		● UTY-XCSXZ1*3	○ UTY-XWZXZ5 + UTY-TWBXF		○ UTY-XWZXZ5+ UTY-XCBXZ2				● UTY-XWZXZG		○ UTY-XWZXZ3
		Compressor status		● UTY-XCSXZ1*3									○ UTY-XWZXZ3
		Indoor Unit Fun Operation Status									● UTY-XWZXZG	● UTD-ECS5A	
		Auxiliary Heater Output									● UTY-XWZXZG	● UTD-ECS5A	
		Base Heater											● UTY-XWZXZ4

*3: (Tentative) ●: Dry Contact ○: Apply Voltage

Communication Kit

UTY-TWBXF/UTY-XCBXZ2



Communication system

External Connect Kit

For Indoor Unit

UTY-XWZX



UTY-XWZXZ5



UTY-XWZXZG

For Outdoor unit

UTY-XWZXZ3

UTY-XWZXZ4



External Control Set

For Indoor unit

UTD-ECS5A



CONTROL SYSTEM

220 Best Control Solution for Each Property
222 OVERVIEW
For LIGHT COMMERCIAL/COMMERCIAL
For RESIDENTIAL
226 Comparison Table of Controllers

INDIVIDUAL CONTROL
228 Wired Remote Controller (Touch Panel)
229 Wired Remote Controller
231 Simple Remote Controller
232 Wireless Remote Controller
IR Receiver Unit

CENTRALIZED CONTROL
233 Group Remote Controller/Network Convertor
234 Central Remote Controller
235 Central Remote Controller for 5-6 Rooms Multi, 8 Rooms Multi
236 Touch Panel Controller
238 System Controller
System Controller Lite

CONVERTOR/ADAPTOR
242 BACnet® Gateway
243 BACnet® Gateway Hardware
Network Convertor for LONWORKS®
244 MODBUS® Convertor
245 MODBUS® Interface
246 KNX® Convertor
247 KNX® Interface
248 Wireless LAN Interface
250 External Switch Controller
Signal Amplifier
251 Network Convertor for Single Split





SPLIT
For Light Commercial

SPLIT
For Residential

SIMULTANEOUS MULTI
For Light Commercial

MULTI SPLIT
For Residential

SMALL VRF
For Light Commercial

LARGE VRF
For Commercial

Best Control Solution for Each Property

Fujitsu General provides the best control solutions suitable for the various properties.

SHOP



Type	Individual Control	Centralized Control				Integrating Control (Interface)		
	Wired Remote Controller	Group Remote Controller	Central Remote Controller	Touch Panel Controller	System Controller	Network Convertor for LonWorks®	MODBUS® Convertor	KNX® Convertor
	UTY-RNRYZ2, UTY-RLRY, UTY-RVNYM	UTY-CGGY	UTY-DCGY	UTY-DTGYZ1	UTY-APGXZ1, UTY-ALGXZ1	UTY-VLGX	UTY-VMSX, UTY-VMGX	UTY-VKGX, UTY-VKSX
Automatic control of A/C (Schedule timer, Weekly timer etc.)	●	●	●	●	●			
Limited control for staff (RC Prohibition, Room temp set point limitation etc.)			●	●	●	●	●	●
Group Control		●	●	●	●			
Advanced Energy Saving (Peak cut, Indoor unit rotation operation etc.)					●			
Remote Management				●	●			
Manage multiple sites				●	●			
Monitor energy consumption					●			
Control third party products					●			
Integrate FGL A/C into BMS						●	●	●

HOTEL



Type	Individual Control			Centralized Control				Integrating Control (Interface)				
	Wired Remote Controller	Simple Remote Controller	Wireless Remote Controller	Group Remote Controller	Central Remote Controller	Touch Panel Controller	System Controller	BACnet® Gateway	Network Convertor for LonWorks®	MODBUS® Convertor	KNX® Convertor	External Switch Controller
	UTY-RNRYZ2, UTY-RLRY, UTY-RVNYM	UTY-RSRY, UTY-RHRY, UTY-RSNYM	UTY-LNHY	UTY-CGGY	UTY-DCGY	UTY-DTGYZ1	UTY-APGXZ1, UTY-ALGXZ1	UTY-ABGXZ1, UTY-VBGX	UTY-VLGX	UTY-VMSX UTY-VMGX	UTY-VKGX UTY-VKSX	UTY-TERX
Local control for hotel guest	●	●	●									
Centralized A/C control for common space				●	●	●	●	●	●	●	●	
Limited control for hotel guests					●	●	●	●	●	●	●	
Remote Management						●	●					
Advanced Energy Saving (Peak cut, Indoor unit rotation operation etc.)							●	●				
Monitor energy consumption							●					
Control third party products							●					
Integrate FGL A/C into BMS								●	●	●	●	
Interlock with window contact												●
Interlock with key-card												●

OFFICE

Type	Individual Control			Centralized Control				Integrating Control (Interface)				
												
	Wired Remote Controller	Simple Remote Controller	Wireless Remote Controller	Group Remote Controller	Central Remote Controller	Touch Panel Controller	System Controller	BACnet® Gateway	Network Convertor for LonWorks®	MODBUS® Convertor	KNX® Convertor	External Switch Controller
	UTY-RNRYZ2, UTY-RLRY	UTY-RSRY, UTY-RHRY, UTY-RSNYM	UTY-LNHY	UTY-CGGY	UTY-DCGY	UTY-DTGYZ1	UTY-APGXZ1, UTY-ALGXZ1	UTY-ABGXZ1, UTY-VBGX	UTY-VLGX	UTY-VMSX, UTY-VMGX	UTY-VKGX, UTY-VKSX	UTY-TERX
Local control for office staff	●	●	●	●	●							
Automatic control of A/C (Schedule timer, Weekly timer etc.)	●		●	●	●	●	●	●				
Centralized A/C control for management					●	●	●	●	●	●	●	
Limited control for office staff (RC Prohibition, Room temp set point limitation etc.)					●	●	●	●	●	●	●	
Advanced Energy Saving (Peak cut, Indoor unit rotation operation etc.)							●	●				
Remote Management						●	●					
Energy Charge Apportionment						●	●	●				
Monitor energy consumption							●					
Control third party products							●					
Integrate FGL A/C into BMS								●	●	●	●	
Interlock with door contact												●
Interlock with human sensor for meeting room												●

LIGHT COMMERCIAL/COMMERCIAL

User's needs are supported by offering a variety of controls, such as individual control, central control and building management control options.

Air Conditioning **Individual** Control



NEW

Wired Remote Controller
(Touch panel)
UTY-RNRYZ2



Wired Remote Controller
UTY-RLRY



NEW

Simple Remote Controller
UTY-RSRY
UTY-RHRY
Without operation mode



Wireless Remote Controller
UTY-LNHY



For Duct



For Cassette

IR Receiver Unit
UTB-YWC For Duct type
UTY-LRHYB1 For Cassette type

Air Conditioning **Centralized** Control



NEW

System Controller Software
UTY-APGXZ1/UTY-ALGXZ1 (Lite edition)

Max. Controllable **1600*** indoor units

*: Lite edition is max. controllable 400 indoor units



Touch Panel Controller
UTY-DTGYZ1

Max. Controllable **400** indoor units



Central Remote Controller
UTY-DCGY

Max. Controllable **100** indoor units



Group Remote Controller
UTY-CGGY

Max. Controllable **8** Remote Controller Groups



Network Convertor
UTY-VGGXZ1



For Light Commercial
• Small VRF
• Simultaneous Multi



For Commercial
• Large VRF



Convertor/Adaptor
For external device

NEW
BACnet® Gateway
UTY-ABGXZ1 **Software**
UTY-VBGX **Hardware**



Network Convertor
(BMS/LONWORKS®)
UTY-VLGX



MODBUS® Convertor
UTY-VMGX



MODBUS® Interface
FJ-RC-MBS-1



NEW
KNX® Convertor For VRF
UTY-VKGX



NEW
KNX® Convertor For indoor unit
UTY-VKSX



KNX® Interface
FJ-RC-KNX-1i



Wireless LAN Interface
FJ-RC-WIFI-1



NEW
External Switch Controller
UTY-TERX



Card-key
(Locally purchased)





Internet device

BMS/BAS*2

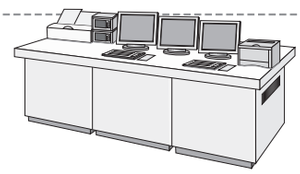

BMS, Home automation system



or



*1. USB Adaptor: Echelon® U10 USB Network Interface
*2. BMS/BAS: Building Management System/Building Automation System

Convertor/Adaptor
For system expansion

Network Convertor
for single split
UTY-VTGX



Network Convertor
(AC power supply)
UTY-VTGXV



Network Convertor
for Group Remote Controller
UTY-VGGXZ1



Signal Amplifier
for single split
UTY-VSGXZ1



RESIDENTIAL

All indoor units are provided with wireless or wired remote controllers as standard equipment. Other options, such as individual and central remote controllers, are also available. The easy-to-operate central remote controller makes it simple to control the operation mode, temperature, airflow volume, timer, and other functions of each indoor unit from a single location.

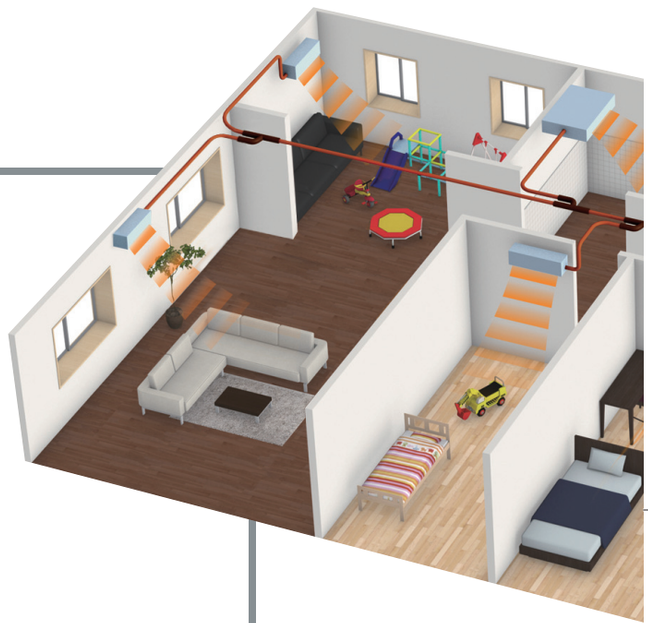

Air Conditioning **Individual** Control



Wired Remote Controller
The room temperature can be controlled by detecting the temperature accurately from the built-in sensor



Wireless Remote Controller
Simple and sophisticated operations with a choice of 4 daily timers



Simple Remote Controller
Compact remote controller provides access to basic functions

For Duct type

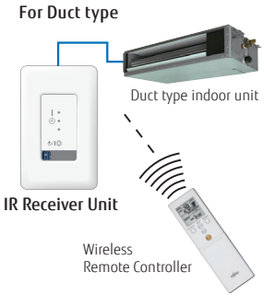

For Cassette type



IR Receiver Unit
Necessary to control for all duct type by Wireless Remote Controller

Air Conditioning **Centralized** Control



Central Remote Controller
For 5-6 & 8 Rooms Multi
Central Remote Controller allows individual and central control

For Single Split



For 2-8 Rooms Multi Split



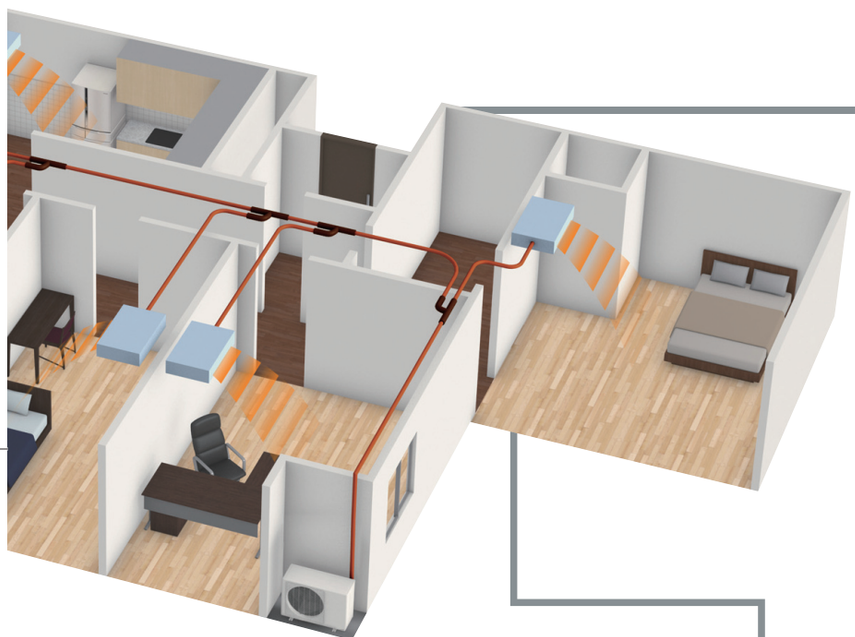

Convertor/Adaptor

For external device

MODBUS® Convertor
For indoor unit
UTY-VMSX



MODBUS® Interface
FJ-RC-MBS-1



NEW
KNX® Convertor
For indoor unit
UTY-VKSX



KNX® Interface
FJ-RC-KNX-1i



Online Control

(Adopting Wireless LAN Interface)

By using our Wireless LAN Interface and FGLair app, you can control your home's cooling and heating anytime and anywhere.



Wireless LAN Interface
The exclusive Wi-Fi adaptor enables to operate the air conditioner by smartphone or tablet PC from outside.

+

FGLair™ Download Free
Download on the App Store
Google play

User friendly app

User friendly screen display facilitates easy operation.

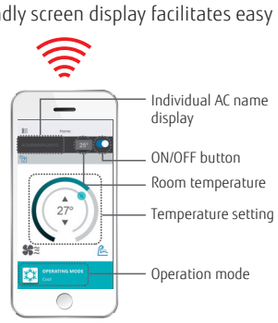

Comparison Table of Controllers

Item								
			Wired Remote Controller (Touch panel)	Wired Remote Controller	Wired Remote Controller	Simple Remote Controller	Simple Remote Controller	Simple Remote Controller*1
Model name			UTY-RNRYZ2	UTY-RLRY	UTY-RVNYM	UTY-RSNYM	UTY-RSRY	UTY-RHRY
Max. controllable remote controller groups			1	1	1	1	1	1
Max. controllable indoor units			16	16	16	16	16	16
Max. controllable groups			–	–	–	–	–	–
Air conditioning control function	On / Off		●	●	●	●	●	●
	Operation mode setting		●	●	●	●	●	–
	Fan speed setting		●	●	●	●	●	●
	Room temp. setting		●	●	●	●	●	●
	Room temp. set point limitation		●	●	●	–	●	●
	Test operation		●	●	●	●	●	●
	Up/down air direction flap setting		●	●	●	–	●	●
	Right/left air direction flap setting		●	●	●	–	–	–
	Individual louver control		●	–	–	–	–	–
	Group setting		–	–	–	–	–	–
	RC prohibition		–	–	–	–	–	–
	Anti freeze setting		–	–	–	–	–	–
	Set temp. auto return		●	●	●	–	–	–
	Economy mode setting		●	●	●	–	–	–
	Human sensor control		●	–	–	–	–	–
Display	Error		●	●	●	●	●	●
	Defrosting		●	●	●	●	●	●
	Current time		●	●	●	–	–	–
	Day of week		●	●	●	–	–	–
	R.C. prohibition		●	●	●	●	●	●
	Cooling/heating priority		●	●	–	●	●	●
	Address display		●	●	●	●	●	●
	Room temp		●	–	●	–	●	●
	Multi language		●	–	●	–	–	–
	Summer time		●	–	●	–	–	–
	Name registration		●	–	–	–	–	–
	Backlight		●	–	●	●	●	●
	2D floor layout / 3D building display		–	–	–	–	–	–
Timer	Schedule timer	Period	Week	Week	Week	–	–	–
		On/off, Temp, Mode, Times per day	8	4	8	–	–	–
	On/off timer		●	●	●	–	–	–
	Sleep timer		–	–	–	–	–	–
	Program timer		–	–	–	–	–	–
	Auto off timer		●	●	●	–	–	–
	Day off		●	●	●	–	–	–
	Min. unit of timer setting (Minutes)		10 • 30	30	30	–	–	–
Control	Status monitoring system		–	–	–	–	–	–
	Electricity charge apportionment		–	–	–	–	–	–
	Error history		●	●	●	–	–	–
	Emergency stop		–	–	–	–	–	–
	Remote management		–	–	–	–	–	–
	Energy saving management		–	–	–	–	–	–
	E-mail notification for malfunction		–	–	–	–	–	–
	Key lock		● Child lock	● Child lock	● Child lock	–	–	–
	Low noise mode		–	–	–	–	–	–

							
	Wireless Remote Controller	Central Remote Controller (For 8 rooms Multi)	Group Remote Controller	Central Remote Controller	Touch Panel Controller	System Controller Lite Software	System Controller Software
	UTY-LNHY	UTY-DMMYM	UTY-CGGY	UTY-DCGY	UTY-DTGYZ1	UTY-ALGXZ1	UTY-APGXZ1
	1	1	8	100	400	400	1600
	16	8	128	100	400	400	1600
	–	–	–	16	400	400	1600
	●	●	●	●	●	●	●
	●	●	●	●	●	●	●
	●	●	●	●	●	●	●
	●	●	●	●	●	●	●
	–	–	–	●	●	●	●
	●	–	–	●	●	–	–
	●	–	–	●	●	●	●
	●	–	–	●	●	●	●
	–	–	–	–	●	–	–
	–	–	–	●	●	●	●
	–	●	–	●	●	●	●
	–	–	–	●	●	●	●
	–	–	–	–	–	–	–
	●	●	–	●	●	●	●
	–	●	–	–	–	●	●
	–	●	●	●	●	●	●
	–	–	–	●	●	●	●
	●	●	●	●	●	●	●
	–	–	●	–	●	●	●
	–	●	●	●	●	●	●
	–	–	●	●	●	●	●
	–	–	●	●	●	●	●
	–	–	–	–	–	–	–
	–	●	–	●	●	●	●
	–	●	–	●	●	●	●
	–	–	–	●	●	●	●
	–	●	–	●	●	–	–
	–	–	–	–	–	–	●
	–	Week	Week	Week	Year	Year	Year
	–	4	4	20	20	144	144
	●	–	–	–	–	–	–
	●	–	–	–	–	–	–
	●	–	–	–	–	–	–
	–	–	–	–	–	–	–
	–	●	–	●	●	●	●
	5	5	10	10	10	10	10
	–	–	–	●	●	●	●
	–	–	–	–	○	○	●
	–	–	●	●	●	●	●
	–	–	–	●*2	●*2	–	–
	–	–	–	–	●	○	●
	–	–	–	–	–	○	○
	–	–	–	–	●	●	●
	–	● Child lock	● Child lock	● Password setting	● Password setting	● Password setting	● Password setting
	–	●	–	–	●	–	–

*1 "Operation mode" setting is not available for this model. *2 This function is available only through external input control. ●: Supported ○: Optional function –: Not supported yet

NEW Wired Remote Controller (Touch Panel)

UTY-RNRYZ2



Max. Controllable
16 indoor units

Features

Easy operation by high-definition large STN-LCD touch panel screen

- Easy finger touch operation with LCD panel
- Built-in weekly/Daily timer (ON/OFF, Temp., Mode)
- Backlight enables easy operation in a darkened room
- Room temperature display
- Control up to 16 indoor units
- Corresponds to 12 different languages (English, Chinese, French, German, Spanish, Russian, Polish, Italian, Greek, Portuguese, Turkish and Dutch)
- 2-wire type

High performance and compact size

In addition to the individual control, weekly timer, and various energy saving controls can be realized using one remote controller only.



Accurate and comfortable control

Indoor temperature can be detected accurately by the inclusion of a thermo sensor in the body of the wired controller.



Various energy saving control

Custom Auto

- Maintains 2 separate set points for heating and cooling.
- Automatically changes mode between heating and cooling.

* This function is not available for some models.

Cooling set temp. 27℃, Heating set temp. 26℃

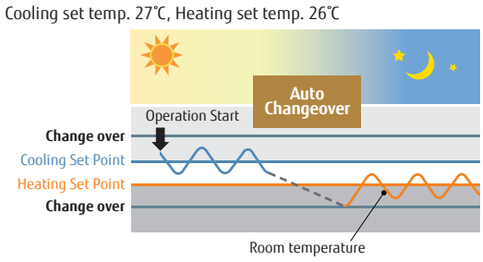

Auto OFF timer

- The indoor unit automatically is turned off when it reaches to the preset operating time frame.
- The time frame of the "Auto off timer" can be flexibly scheduled.
- Can be set off time 30 to 240 minutes

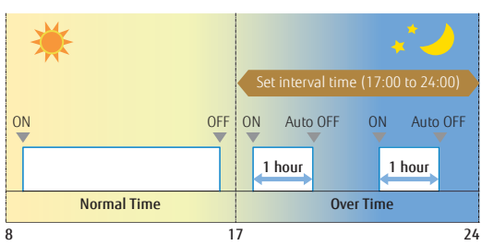

Ex.) At interval time hour (17:00 to 24:00) to prevent forgetting to turn off
Set off time : 1 hour

2 schedules Weekly Timer

Set Temperature Auto Return

Set Temperature Upper and Lower Limit Setting

Specifications

Model name	UTY-RNRYZ2
Power Source	DC 12 V
Dimensions (H × W × D) (mm)	120 × 120 × 20.4
Weight (g)	220

DC 12 V is supplied by the indoor unit.

Wired Remote Controller

UTY-RVNYM



Max. Controllable
16 indoor units

Features

Hi-grade individual control using various functions.

- 3.7-inch LCD backlight screen.
- Supporting various Energy Saving functions with simple operation.
- Multiple Language Support.
  (English, German, French, Spanish, Russian, Portuguese, Italian, Greek, and Turkish)

High visibility and Easy operation

- Icon display of effectual functions.
- Main functions in large icons: "Mode", "Set Temp", and "Fan".
- Easy to operate by Control guide display.
- Simple operation with easy 4-way navigation pad.

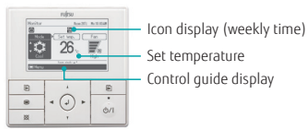

High performance and compact size

- In addition to the individual control, various energy saving controls can be realized using only one remote controller.

Individual control + Thermo sensor + Weekly timer + Auto off timer →



Various energy saving control

Weekly Timer function

- Can be set up to 8 times per day (On/Off, mode,Temp)
- 2 pattern settings(i.e. Summer/Winter setting) are available.

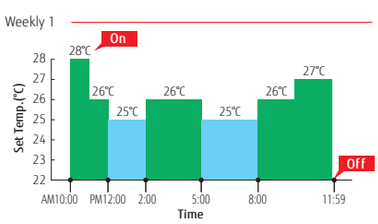

Setting menu in remote controller

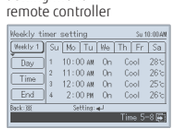

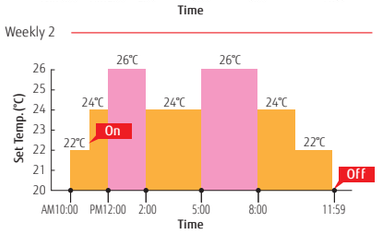

Setting menu in remote controller

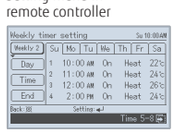

Auto OFF Timer

Set Temperature Auto Return

Set Temperature Upper and Lower Limit Setting

CONTROL SYSTEM

Specifications

Model name	UTY-RVNYM
Power Source	DC 12 V
Dimensions (H × W × D) (mm)	120 × 120 × 21.3
Weight (g)	220

DC 12 V is supplied by the indoor unit.

Wired Remote Controller

UTY-RLRY



Features

- Various timer setup (ON / OFF / WEEKLY) are possible.
- The room temperature can be controlled by detecting the temperature accurately with Built-in thermo sensor.
- When a failure occurs, the error code is displayed.
- Error history. (Last 16 error codes can be accessed.)
- 2-wire type

Max. Controllable
16 indoor units

High performance and compact size

In addition to the individual control, weekly timer, and various energy saving controls can be realized using only one remote controller.



High visibility and easy operation

- "Mode", "Set Temp", and "Fan" are displayed at large size on the top screen.
- Each function to be set is indicated by an icon.
- Control guide is displayed and operation is simple and straightforward.



Wired Remote Controller

UTY-RNKY

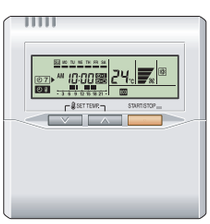

Features

- Simple operation with Built-in Weekly / Daily Timer.
- Control up to 16 indoor units.
- Up to 2 wired remote controllers can be connected to a single indoor unit.

Max. Controllable
16 indoor units

Accurate and comfortable

Indoor temperature can be detected accurately by the inclusion of a thermo sensor in the body of the wired controller. This new wired remote controller and the optional remote sensor allows flexibility in sensor location, suitable for all requirements.

Example of changing sensor

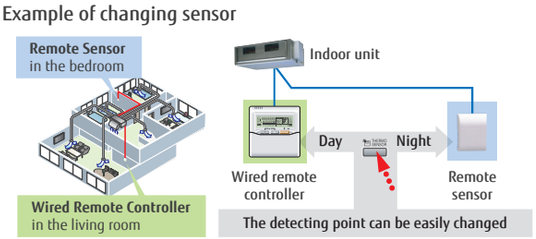

Displayed temperature is set temperature.

Built-in timers

Weekly timer: Possible to set ON/OFF time to operate twice each day of the week.
Setback timer: Possible to set temperature for two times spans and for each day of the week.
At "Weekly timer" + "Set back timer" setup

Specifications

Model name	UTY-RLRY	UTY-RNKY
Power Source	DC 12 V	DC 12V
Dimensions (H × W × D) (mm)	120 × 120 × 17	120 x 120 x 18
Weight (g)	170	160

DC12 V is supplied by the indoor unit.

NEW Simple Remote Controller for VRF

UTY-RSRY / UTY-RHRY (Without operation mode)



Without operation mode

Features

Compact remote controller provides access to basic functions

- Up to 16 indoor units can be controlled with one remote controller.
- Suitable for hotels or offices as it is easily operated with no complex functions.
- Stylish design: Simple design to match the stylish interior.
- Large LCD screen & simple operation buttons
- Backlight: White colored backlight on monitor enable easy operation in dark.
- 2-wire type

Max. Controllable
16 indoor units

Corresponding to various applications

- **Vertical louver control:** Vertical air flow direction can be adjusted for Duct types with auto louver and Cassette types, which are installed in hotels and conference rooms, can be adjusted.
- **Room temperature set point limitation:** The Simple Remote Controller can manage to energy saving operation in small buildings without the central control unit.
- **Built in room temperature sensor:** The Simple Remote Controller detects actual room temperature and controls room climate accuracy.



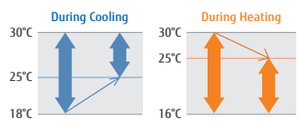

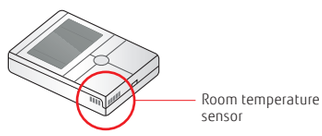

Simple Remote Controller for SPLIT & MULTI SPLIT

UTY-RSNYM, UTY-RSKY/UTY-RHKY(Without operation mode)



Without operation mode

Features

Compact remote controller provides access to basic functions

- Up to 16 indoor units can be controlled with one remote controller.
- Suitable for hotels or offices as it is easily operated with no complex functions.
- Backlight enables easy operation in a darkened room.
- 3-wire type

Max. Controllable
16 indoor units

Easy-to-use operation

- Provides access to basic operations, such as Start / Stop, Fan control, Operation mode switching, and Room temperature setting.
- A large On / Off button is provided in the centre of the remote controller for easy operation.
- Can be used jointly with other individual control unit.
- Following an error display, diagnostics can be carried out on the controller.

Specifications

Model name	UTY-RSRY	UTY-RHRY	UTY-RSNYM, UTY-RSKY	UTY-RHKY
Power Source	DC 12 V	DC 12 V	DC 12 V	DC 12 V
Dimensions (H × W × D) (mm)	120 × 75 × 19.4	120 × 75 × 19.4	120 × 75 × 19.4	120 × 75 × 14
Weight (g)	120	120	120	90

DC12 V is supplied by the indoor unit.

Wireless Remote Controller

UTY-LNHY



Max. Controllable
16 indoor units

Selectable
4 daily timers

Features

Simple and sophisticated operations with a choice of 4 daily timers

• A single controller controls up to 16 indoor units.

Built-in timers

4 timer programs: On / Off / Program / Sleep
Program timer: Operates ON/OFF timer once within 24 hours
Sleep timer: Corrects the set temperature automatically during sleep time

Easy installation and operation

Code selector switch prevents indoor unit mix-up (up to 4 codes)
Wide and precise transmitting range

IR Receiver Unit

UTB-YWC for VRF



UTY-LRHYM for Split

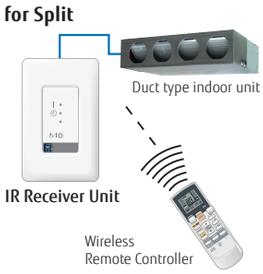

UTY-LBTYM for Split

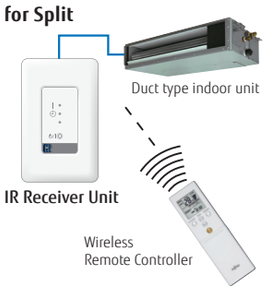

Features

Necessary to control for all Duct types* by Wireless Remote Controller

*Only Large Airflow Duct can not be connected to IR Receiver Unit.

IR Receiver Unit

UTY-LRHYB1 for VRF



UTY-LRHYA2 for Split



UTY-LBTYC for Split



Features

Cassette type indoor unit can be controlled with Wireless Remote Controller

Specifications

Model name	UTY-LNHY	UTB-YWC/UTY-LRHYM/UTY-LBTYM	UTY-LRHYB1/UTY-LRHYA2/UTY-LBTYC
Battery	1.5 V (R03 / LR03 / AAA) × 2	DC 5 V	DC 5 V
Dimensions (H × W × D) (mm)	170 × 56 × 19	145 × 90 × 30	193.9 × 193.9 × 31.2
Weight (g)	85	150	140

DC 12 V is supplied by the indoor unit.

Group Remote Controller/Network Convertor

UTY-CGGY / UTY-VGGXZ1



Group Remote Controllers
UTY-CGGY



Network Convertor
UTY-VGGXZ1
For Group Remote Controller

Max. Controllable
8
remote
controller groups

Max. Controllable
64
group R.C. in a VRF
network system

Features

Group control of indoor units with simple operation

- Up to 8 remote controller groups can be controlled by one Group Remote Controller.
- Up to 64 Group Remote Controllers can be connected in one VRF network system.
- Network Convertor is required to connect Group Remote Controllers to a VRF network system. (Network Convertor allows up to 4 Group Remote Controllers)
- 3-wire type

Control up to 8 remote controller groups

- Single Group Remote Controller controls and monitors up to 8 remote controller groups.

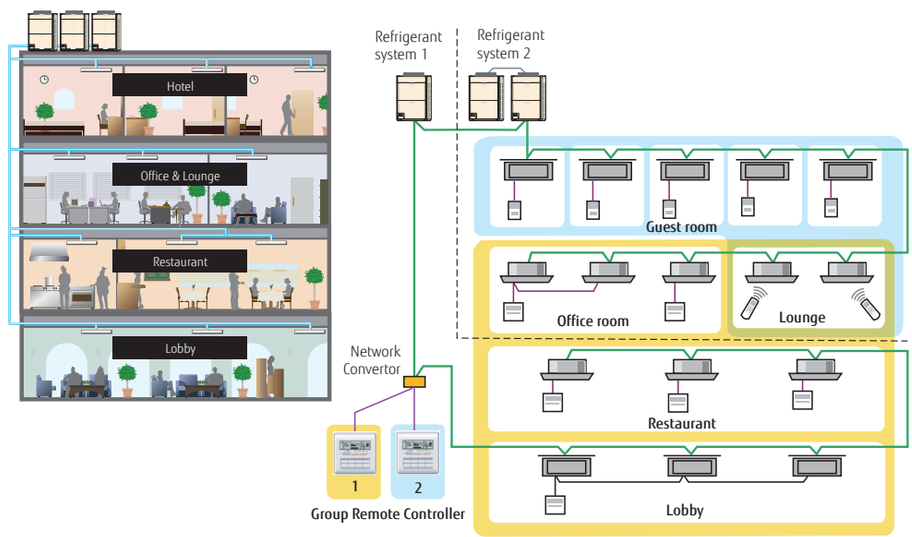

Group Remote Controller 1:
To control office room, lounge, restaurant and lobby (8 remote controller groups)

Group Remote Controller 2:
To control guest room and lounge (7 remote controller groups)

High performance and compact size

ON / OFF, Operating mode, Room temperature and Fan speed setting can be controlled / monitored centrally or individually.



Built-in weekly timers

The weekly timer is provided as a standard function.

Specifications

Model name	UTY-CGGY
Power Supply	DC 12 V
Dimensions (H × W × D) (mm)	120 × 120 × 18
Weight (g)	200

DC 12 V is supplied by the indoor unit.

Model name	UTY-VGGXZ1
Power Supply	208-240 V 50/60 Hz, Single phase
Power Consumption (W)	6.5
Dimensions (H × W × D) (mm)	67 × 288 × 211
Weight (g)	1,500

Central Remote Controller

UTY-DCGY



Max. Controllable
100 indoor units

Max. Controllable
16 groups

Features

For small- and medium-sized buildings and tenants

- Individual control and monitor of 100 indoor units
- 5 inch TFT color screen
- High visibility and easy operation
- External input / output contact
- Detachable power supply unit
- Corresponds to 7 different languages like English, Chinese, French, German, Spanish, Russian, Polish.

System overview

- It allows multiple indoor units grouping (Max.16 groups controlled)
- Interlock with external device

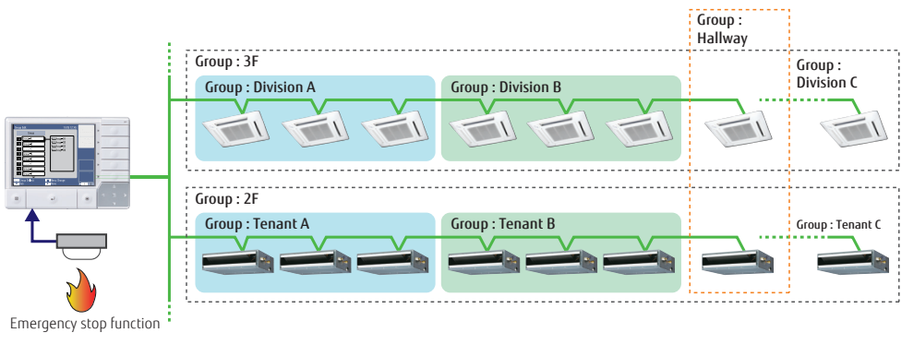

Easy Installation

- The control panel and power supply unit can be installed separately.
- For flexibility in installation, the Control panel can be built into the wall or fix on the wall.

Setting pattern 1

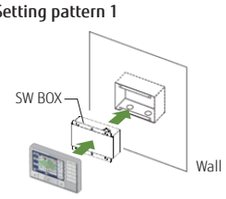

Control panel + Power supply unit

Setting pattern 2

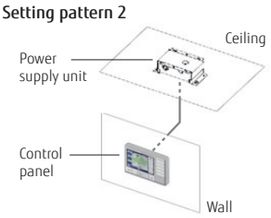

Functions

- Diverse control of indoor units
- Weekly timer
- Automatic clock adjustment
- Error history

Specifications

Model name	UTY-DCGY	
	Control Panel	Power Supply Unit
Power Supply	DC 5 V	100-240 V, 50-60 Hz, Single phase
Dimensions (H × W × D) (mm)	120 × 162 × 25.7	99 × 135 × 39.2
Weight (g)	308	355

<PACKING LIST>

Packing List	Control Panel / Power Supply Unit / Connecting cable, etc.

Central Remote Controller for 5-6 Rooms Multi, 8 Rooms Multi

UTY-DMMYM



Max. Controllable
1 multi system

Max. Controllable
8 indoor units

Features

- Batched control of up to 8 indoor units. The temperature, airflow volume, and remote control prohibition settings of all indoor units can be batched.
- Corresponds to 9 different languages (English, German, French, Spanish, Russian, Portuguese, Italian, Greek, and Turkish)
- Large backlight LED screen
- Large easy-to-see operation panel

System configuration

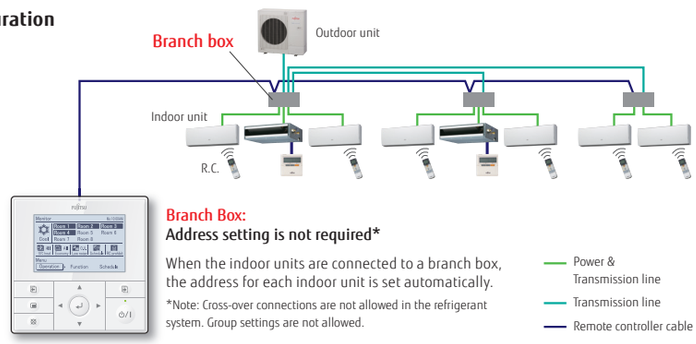

Central Remote Controller Functions

Weekly schedule timer
The ON/OFF setting can be set for 4 times a day. Two weekly patterns can be set to match the cooling and heating seasons.

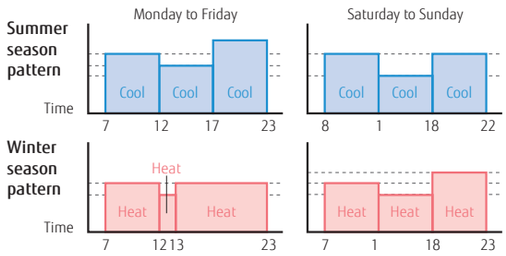

Low noise operation
Users can choose from 4 low noise levels, depending on the installation environment. The operation time can be set using the timer.

10°C heat operation
When you leave, minimum heating operation is performed to maintain the room temperature (maintain at 10°C).

Economy operation
Economy operation is energy saving, as the set temperature of indoor unit is shifted by 1°C and the maximum electric value of the outdoor unit is suppressed.

Prohibited Settings
The remote controller operation of all indoor units comes with a lock function to prevent unapproved operations in the various rooms. The central remote controller also has a key lock function to prevent children from playing with it, etc

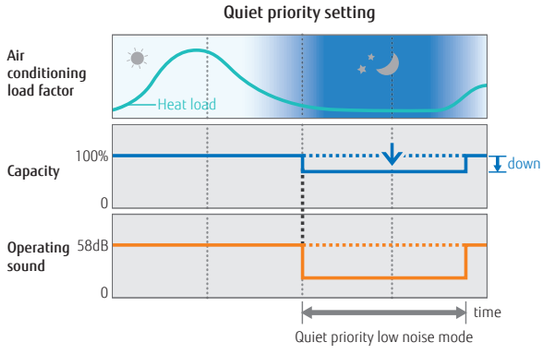

Specifications

Model name	UTY-DMMYM
Power Source	DC 12 V
Dimensions (H × W × D) (mm)	120 × 120 × 21.3
Weight (g)	220

DC 12 V is supplied by the indoor unit.

NEW Touch Panel Controller

UTY-DTGYZ1



Features

- Large-sized 7.5-inch TFT color
- LCD Easy finger touch operation
- Stylish shape and design to suit all application
- Up to 400 indoor units can be controlled
- Selectable 2 display types (Icon / List) in monitoring mode
- Supports 7 different-languages ,English, Chinese, French, German, Spanish, Russian, Polish.
- Mounted with LAN interface for remote control & operation, external input / output with emergency stop and batch ON / OFF

Max. Controllable
400 indoor units

Max. Controllable
100 outdoor units

Max. Controllable
400 groups

Control & monitoring from anywhere

- Control and monitor Fujitsu's air conditioner via LAN or Internet.
- Allow user or tenant to manage only assigned equipment by their PC or tablet from anywhere.
- Error contents are notified automatically by E-mail at error occurrence to handle the trouble promptly.

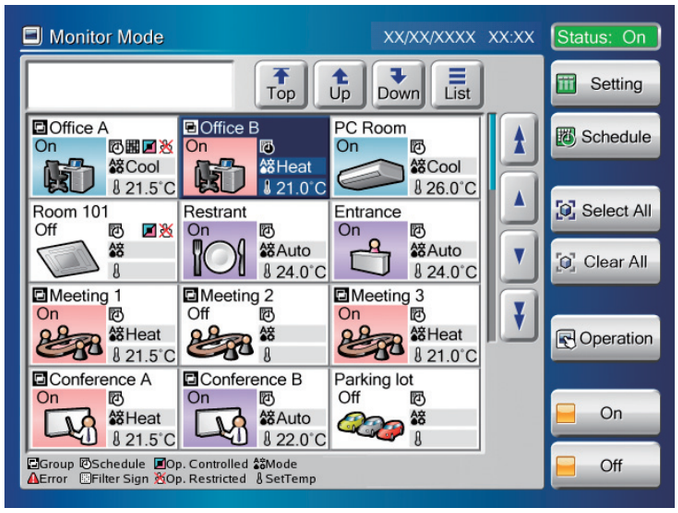

Easy maintenance

- Flat touch screen is easily cleaned
- Non-glare coating on touch panel controller minimizes fingerprint marking
- Easy-to-remove front cover



Easy installation

- Touch Panel Controller is easily mounted to the wall.
- Flat back surface allows to be installed wherever it is needed.
- No additional component is required for installation



Up to 400 indoor units can be controlled

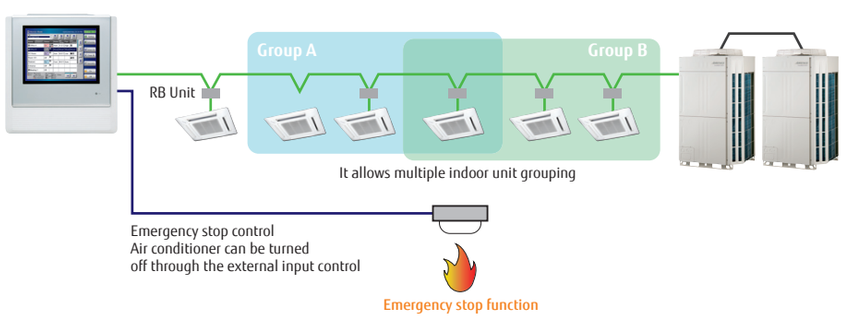

Control & monitoring from anywhere

- Control and monitor Fujitsu's air conditioner via LAN or Internet.
- Allow user or tenant to manage only assigned equipment by their PC or tablet from anywhere.
- Error contents are notified automatically by E-mail at error occurrence to handle the trouble promptly.

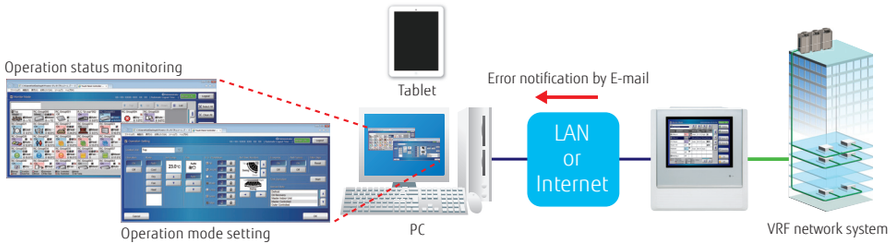



Not only operations but also detail settings such as schedule or group settings can be operated from remote locations.

Flexible access permission for Point each level user.

Administrator can register multiple user to permit which indoor unit(s) and which function can access.

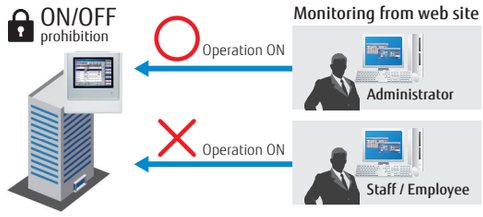

Additional languages function

Corresponds to 7 different languages, English, Chinese, French, German, Spanish, Russian, Polish as standard.
Additional language can be integrated on remote device by creating language database.

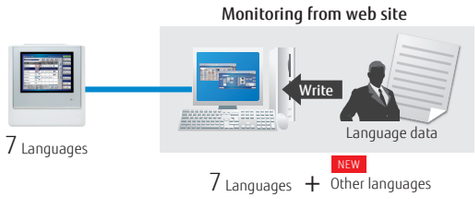

Electricity charge apportionment

(Option: UTY-PTGXA)

- Electricity charge apportionment can be performed easily for thr power consumed when billing users for air conditioning power charges.

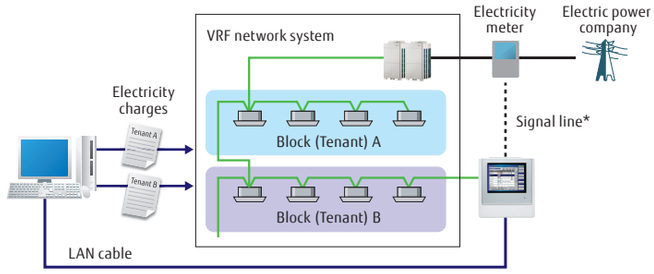

*: Electricity meter (1unit) can be connected to external input connector of the TPC unit. In this case, electricity meter cannot be connected to outdoor unit simultaneously.

Specifications

Model name	UTY-DTGYZ1
Power Supply	100-240 V 50/60 Hz, Single phase
Dimensions (H × W × D) (mm)	260 × 246 × 54
Weight (g)	2,150
Interface	Transmission/LAN/USB/EXT IN/EXT OUT/Reset SW

NEW System Controller



UTY-APGXZ1 Software

Features

Max. Controllable
4 VRF network systems

Max. Controllable
400 outdoor units

Max. Controllable
1,600 indoor units

System Controller realizes the advanced integrated monitoring & control of VRF network system from small scale buildings to large scale buildings.

- Up to a maximum of 4 VRF network systems, 1600 indoor units, and 400 outdoor units can be controlled.
- In addition to air conditioning precision control function, central remote control, electricity charge calculation, schedule management, and energy saving functions are strengthened and building manager and owner needs are met.
- Corresponds to 7 different languages (English, Chinese, French, German, Spanish, Russian, Polish)

NEW System Controller Lite



UTY-ALGXZ1 Software

Features

Max. Controllable
1 VRF network systems

Max. Controllable
100 outdoor units

Max. Controllable
400 indoor units

System Controller Lite has standard functions sufficient for air conditioner management in small and medium scale buildings .

- Up to a maximum of 1 VRF network system, 400 indoor units, and 100 outdoor units can be controlled.
- In addition to air conditioning precision control function, a variety of management software is available as an option to give customers a wide range of choice.
- Corresponds to 7 different languages (English, Chinese, French, German, Spanish, Russian, Polish)

High visibility and Easy operation

Click & Operate: The property is shown visually from the perspective most suitable for operation and operated accordingly (Click & Operate). You can select from among the 4 displays of site, building, floor, or list.

Freely define groups for batched control: Indoor units can be freely grouped for simple batched control from a tree menu. Grouping by hierarchal structure, such as by section, division or department is possible.

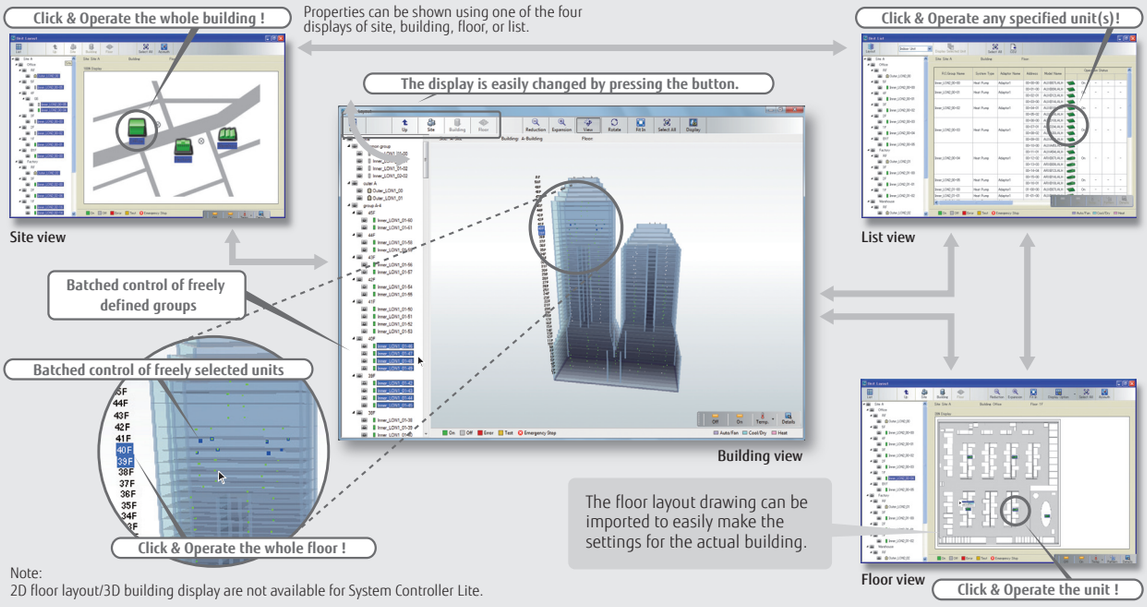

Note:
2D floor layout/3D building display are not available for System Controller Lite.

3rd party devices connected by Modbus can be controlled.

Standard for System Controller **Option** for System Controller Lite UTY-PLGXX2

When Modbus Adaptor (locally purchased) is connected to PC, the electric facilities supported by Modbus can be controlled centrally. Wasteful electricity charge by forgetting to turn off and patrol activities can be reduced in the entire building.

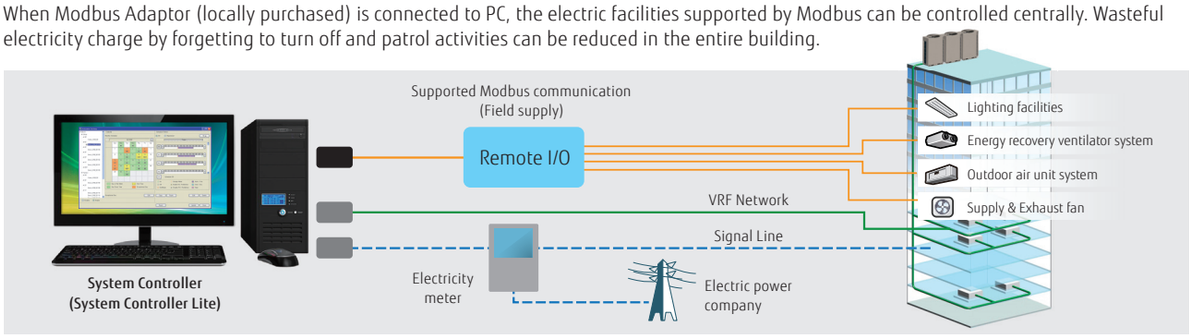

Diverse operation management & Data management

Standard for System Controller and System Controller Lite

Schedule management

- Annual schedules can be set for each remote controller group / user defined group.
- Start / stop, operating mode, remote controller prohibition, and temperature settings can be set up to 143 times per day at 10 minute intervals for up to 101 configurations for each remote controller group.
- Settings can be made for periods straddling midnight.
- Allows programming of special settings for holidays, including public holidays, for a complete year.
- Low noise operation of outdoor unit can be scheduled.

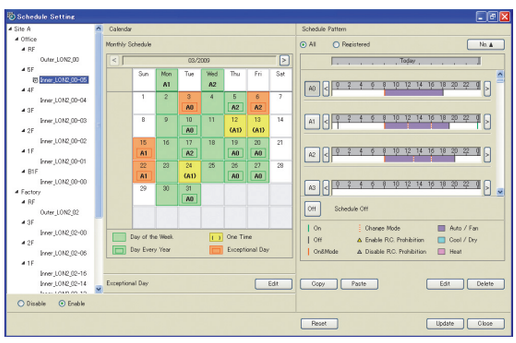

Diverse control of indoor unit and outdoor unit

- Indoor unit operation state, operation mode, etc. are displayed
- Indoor unit start / stop and operation mode switching
- Room temperature set point limitation
- Outdoor unit low noise setting

Remote controller prohibition

This prohibits changes to the operation mode, temperature, start/stop, etc.

Error display & E-mail notification

Error is notified with popup message, audible sound and E-mail real time when error occurs. Errors for the past 1 year are logged and can be reviewed later.

Operating & control record

Displays the history of operation status and control.

Data base import/export

Imports/exports registration data, layout data, and image data. Only the administrator can make this setting.

Automatic clock adjustment

The time setting of each controller can be set in batch automatically.

Electricity charge apportionment

Standard for System Controller

Option for System Controller Lite UTY-PLGXA1

Electricity charge apportionment calculation framework

Suppose you want to find the power consumed by the air conditioners of each tenant from the electricity charge for each month. With electricity charge apportionment function, used energy apportionment ratio will be provided, calculating in detail the energy consumed by the units used by each tenant. This information is then used to calculate the charges for the electricity consumed for air conditioning by each tenant from the total electricity charges in the bill from the electric power company. (See figure at right)
The detailed calculation takes into consideration such things as unused rooms and nighttime electricity charges and shows them in a charges calculation sheet.

System Configuration Example

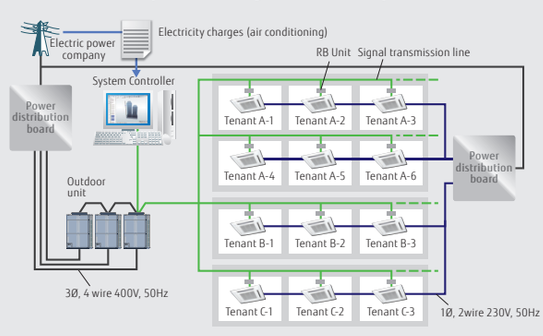

Features: System Controller/System Controller Light

Remote management

Standard for System Controller
Option for System Controller Lite UTY-PLGXR1

System Controller may be used on site or remotely over various networks for remote central control.
System Controller requires 2 software working together. VRF Controller runs on site and communicate with VRF system.
VRF Explorer runs remotely and provides user interface and communicate with the VRF Controller.
VRF Controller and VRF Explorer program may run in a single PC or in different PCs separated by network.
By using VRF Explorer software, one PC can perform central control of 10 VRF system sites with max. 20 buildings per site.

On site central control

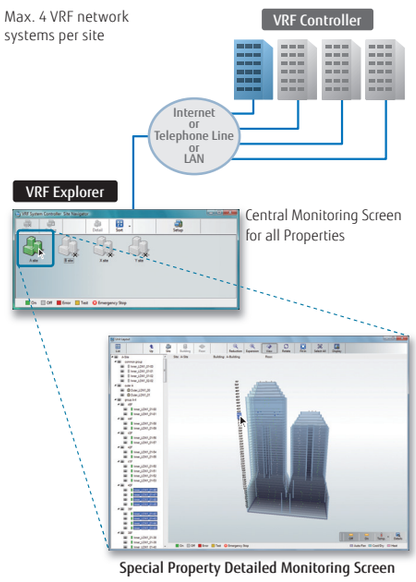

Special Property Detailed Monitoring Screen

Remote central control

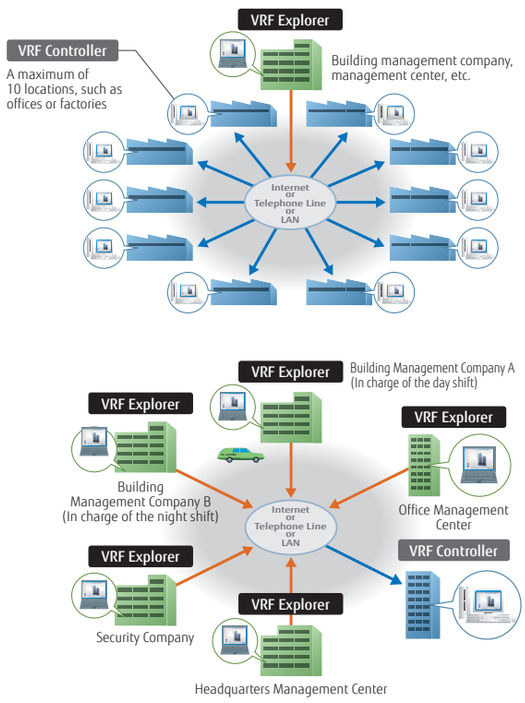

Energy saving management

Option for System Controller UTY-PEGX
Option for System Controller Lite UTY-PLGXE1

A variety of energy saving operations can be set and managed depending on the season, weather, and time period. Excellent energy saving operation is performed while keeping users comfortable.

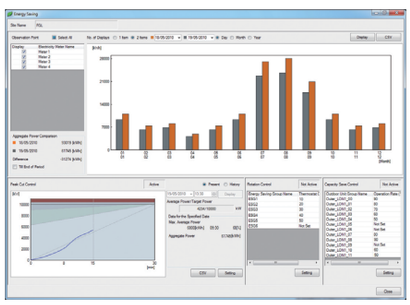

Energy Saving Management Main Screen

Energy saving graph data: This graph compares the electricity consumption with the previous month and previous year to make it easy to analyze the energy saving effect.

Indoor unit rotation operation

The operation of indoor units can be automatically rotated within a group in accordance with the set annual schedule to reduce power consumption while maintaining comfort. The indoor unit operation stoppage rate can be selected.

Peak cut operation

A power meter is connected to detect the total power consumption while shifting the indoor unit set temperature, set the indoor unit forced thermostat off, and taking other measures to carefully control the power consumed while maintaining comfort and conducting control to maintain the target power consumption set for each time. The indoor units to be controlled can be freely grouped and the control level can be set.

Outdoor unit capacity save

Outdoor unit capacity save switches the outdoor unit capability upper limit to suppress power consumption during hot summers and cold winters by averaging the power saving effect of each refrigerant system. You can select from 50% or more of the capacity upper limit.

FUNCTIONS SUMMARY

Function	Type		System controller		System controller lite				
			UTY-APGXZ1	Option UTY-PEGXZ1	UTY-ALGXZ1	Option UTY-PLGXR2	Option UTY-PLGXA2	Option UTY-PLGXE2	Option UTY-PLGXX2
System specification	Max. VRF networks supported		4	—	1	—	—	—	—
	Max. indoor unit / remote controller groups per VRF network		400	—	400	—	—	—	—
	Max. outdoor units per System controller		100	—	100	—	—	—	—
	Max. indoor units / remote controller groups per System controller		1600	—	400	—	—	—	—
	Max. outdoor units per System controller		400	—	100	—	—	—	—
Site supervision	Multi site display		10	—	10	—	—	—	—
	Number of building / 1 site		20	—	—	—	—	—	—
	Number of floor per 1 site		200	—	—	—	—	—	—
	Number of floor per 1 building		50	—	—	—	—	—	—
	3D graphical layout view		●	—	—	—	—	—	—
	2D graphical layout view		●	—	—	—	—	—	—
	List display		●	—	●	—	—	—	—
	Tree display		●	-	●	—	—	—	—
	Group display		●	—	●	—	—	—	—
Error management	Error notification		●	—	●	—	—	—	—
	Audible alarm		●	—	●	—	—	—	—
	Error e-mail notification		●	—	●	—	—	—	—
History	Error history		●	—	●	—	—	—	—
	Operation history		●	—	●	—	—	—	—
	Control history		●	—	●	—	—	—	—
Operation control	Individual control	On/Off	●	—	●	—	—	—	—
		Operation mode	●	—	●	—	—	—	—
		Room temperature	●	—	●	—	—	—	—
		Fan speed	●	—	●	—	—	—	—
		Air flow direction	●	—	●	—	—	—	—
		Economy mode	●	—	●	—	—	—	—
		Room temperature set point limitation	●	—	●	—	—	—	—
		Test operation	●	—	●	—	—	—	—
		Antifreeze	●	—	●	—	—	—	—
		Outdoor unit low noise setting	●	—	●	—	—	—	—
	Individual management	Remote control prohibition setting	●	—	●	—	—	—	—
		Temperature upper and lower limit setting	●	—	●	—	—	—	—
		Filter sign reset	●	—	●	—	—	—	—
	Other	Memory operation	●	—	●	—	—	—	—
		Pattern operation	●	—	●	—	—	—	—
Schedule	Annual Schedule		●	—	●	—	—	—	—
	Special day setting		●	—	●	—	—	—	—
	On /off per day		72	—	72	—	—	—	—
	On / off per week		504	—	504	—	—	—	—
	Day off		●	—	●	—	—	—	—
	Min. unit of timer setting (Minutes)		10	—	10	—	—	—	—
	Low noise mode Weekly schedule		●	—	●	—	—	—	—
Remote management	Remote monitoring		●	—	—	●	—	—	—
	Remote operation control		●	—	—	●	—	—	—
	Remote function setting		●	—	—	●	—	—	—
	Web Remote Controller		●	—	—	●	—	—	—
Electricity charge apportionment	Apportionment charge/bill calculation		●	—	—	—	●	—	—
	Tenant (block) setting		●	—	—	—	●	—	—
	Common facilities apportionment setting		●	—	—	—	●	—	—
	Rated power consumption allotment setting		●	—	—	—	●	—	—
	Individual calculation at cooling and heating		—	●*	—	—	●	—	—
	Electricity meter supported		—	●	—	—	●	—	—
Energy saving management	Indoor unit rotation		—	●	—	—	—	●	—
	Peak cut control		—	●	—	—	—	●	—
	Outdoor unit capacity save		—	●	—	—	—	●	—
	Record of energy saving operation		—	●	—	—	—	●	—
	Energy saving information		—	●	—	—	—	●	—
	Power consumption monitor		—	●	—	—	—	●	—
	Electricity meter supported			●		—	—	●	—
External Device Control	Monitor		●	—	—	—	—	—	●
	Control		●	—	—	—	—	—	●
Others	Database import/export		●	—	●	—	—	—	—
	Automatic clock adjustment		●	—	●	—	—	—	—
	Multi language		7 languages	—	7 languages	—	—	—	—

●●: Available. - : Not available. *: Power calculation application software is necessary, please contact the local FGL representative.

Personal computer system requirements

	System Controller	System Controller Lite
Operating system	• Microsoft® Windows® 7 Home Premium (32-bit or 64-bit) SP1, Windows® 7 Professional (32-bit or 64-bit) SP1 • Microsoft® Windows® 8.1 (32-bit or 64-bit), Windows® 8.1 Pro (32-bit or 64-bit) • Microsoft® Windows® 10 Home (32-bit or 64-bit), Windows® 10 Pro (32-bit or 64-bit) [Supported languages] English, Chinese, French, German, Russian, Spanish, and Polish	
CPU	Intel® CoreTM i3 2 GHz or higher	
Memory	• 2 GB or more (for Windows Vista® and Windows® 7 [32-bit]) • 4 GB or more (for Windows® 7 [64-bit], Windows® 8.1, and Windows® 10)	
HDD	40 GB or more of free space	
Display	1024 x 768 or higher resolution	
Interface	•Ethernet port (for getting access to the Internet using LAN) or Modem (for getting access to the Internet using Public Telephone Line) •USB ports (Maximum of 6 ports) (Required only for the Server PC that works as VRF Controller) - Maximum of 2 USB ports are required for WHITE-USB-KEY/WibuKey connection - Maximum of 4 USB ports are required for Echelon® U10 USB Network Interface * Maximum number of required USB port depends on the applicable system configuration.	•Ethernet port (for getting access to the Internet using LAN) or Modem (for getting access to the Internet using Public Telephone Line) •USB ports (Maximum of 6 ports) (Required only for the Server PC that works as VRF Controller) - Maximum of 4 USB ports are required for WHITE-USB-KEY/WibuKey connection - 1 USB port is required for Echelon® U10 USB Network Interface * The maximum number of required USB port depends on the applicable system configuration.
Graphic accelerator	Microsoft® DirectX® 9.0c compatible	
Software	Adobe® Reader® 9.0 or later	

• Personal computer that satisfies the following system requirements
• Echelon® U10 USB Network Interface – TP/FT-10 Channel (Model number: 75010R) (Required for each VRF Network.)

PACKING LIST

Type	For System controller		For System controller Lite				
	System Controller	Option	System Controller Lite	Option			
		Energy manager		Remote access	Electricity charge apportionment	Energy saving	Central Control
Model name	UTY-APGXZ1	UTY-PEGXZ1	UTY-ALGXZ1	UTY-PLGXR1	UTY-PLGXA1	UTY-PLGXE1	UTY-PLGXX2
WHITE-USB-KEY	1	1	1	1	1	1	1

*1: Software protection key to be inserted in a USB slot running System Controller or System Controller Lite.
System Controller or System Controller Lite may only run on a PC with WHITE-USB-KEY. However, WHITE-USB-KEY is not required for remote VRF Explorer software.

NEW BACnet® Gateway

UTY-ABGXZ1

WHITE-USB-KEY
(Software Protection Key)

BACnet is a registered trademark of ASHRAE. ASHRAE does not endorse, approve or test products for compliance with ASHRAE standards. Compliance of listed products to requirements of ASHRAE Standard 135 is the responsibility of the BACnet International. BTL is a registered trademark of the BACnet International.

Max. Controllable
4
VRF network systems

Max. Controllable
400 outdoor units

Max. Controllable
1,600 indoor units

Features

- It is possible to connect medium to large sized BMS to VRF network system via BACnet®, a global standard for open networks.
- A maximum of 1600 indoor units with 4 VRF network systems (a maximum of 400 indoor units & 100 outdoor units for one network system) can be connected to one BACnet® Gateway.
- It is possible to control or monitor VRF network system from BMS via BACnet® Gateway.
- Compatible with BACnet® (ANSI / ASHRAE-135-2012) application specific controller (B-ASC).
- Compatible with BACnet®/IP over Ethernet.
- Scheduling function, Alarm & Event functions as well as Electricity Change Apportionment function are provided in BACnet® Gateway.
- Connection between VRF network system to personal computer is possible via small U10 USB interface. However, both U10 USB interface & personal computer are field supplied items.
- Corresponds to 7 different languages, English, Chinese, French, German, Spanish, Russian, Polish.

Installation example

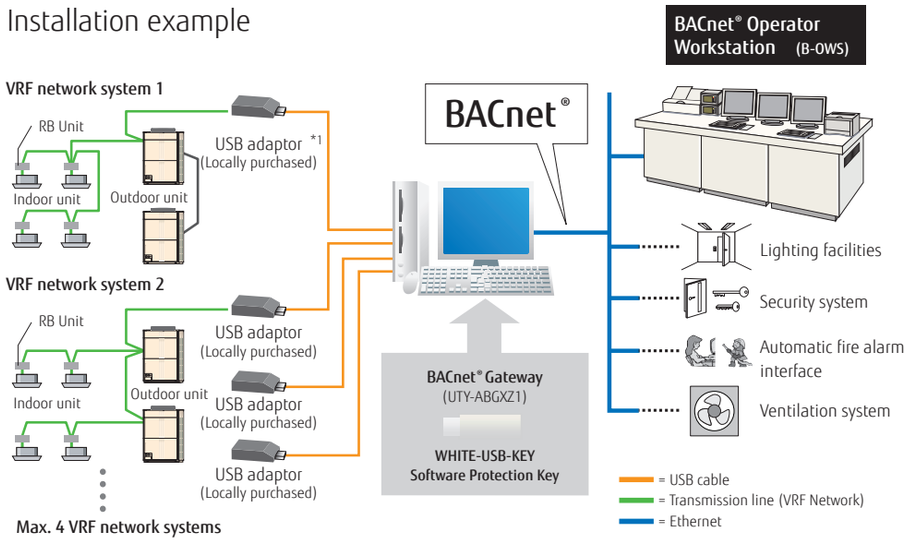

*1: USB adaptor is U10 USB Network Interface of Echelon® Corporation.

Personal computer system requirements

	UTY-ABGXZ1
Operating system	• Microsoft® Windows® 7 Home Premium (32-bit or 64-bit) SP1, Windows® 7 Professional (32-bit or 64-bit) SP1 • Microsoft® Windows® 8.1 (32-bit or 64-bit), Windows® 8.1 Pro (32-bit or 64-bit) • Microsoft® Windows® 10 Home (32-bit or 64-bit), Windows® 10 Pro (32-bit or 64-bit) [Supported languages] English, Chinese, French, German, Russian, Spanish, and Polish
CPU	Intel® Core™ i3 2 GHz or higher
Memory	• 2 GB or more (for Windows® 7 [32-bit]) • 4 GB or more (for Windows® 7 [64-bit], Windows® 8.1, and Windows® 10)
HDD	40 GB or more of free space
Display	1024 x 768 or higher resolution
Interface	• Ethernet port (for getting access to the Internet using LAN) • USB ports (Maximum of 5 ports) - 1 USB port is required for WHITE-USB-KEY/WibuKey connection - Maximum of 4 USB ports are required for Echelon® U10 USB Network Interface * Maximum number of required USB ports depends on the applicable system configurations.
Software	Adobe® Reader® 9.0 or later

<Packing list>

Name and shape	Quantity	Application
WHITE-USB-KEY	1	Includes the software and manuals, license for BACnet® Gateway.

•Personal computer that satisfies the following system requirements
•Echelon® U10 USB Network Interface – TP/FT-10 Channel (Model number: 75010R) (Required for each VRF Network.)

NEW BACnet® Gateway Hardware

UTY-VBGX



Features

- BACnet® Gateway enables to connect a BMS and FG VRF system.
- A maximum of 128 indoor units and 32 refrigerant system can be connected to a single BACnet® Gateway.
- Compatible with BACnet® (ANSI / ASHRAE-135-2010) application specific controller (B-ASC).
- Compatible with BACnet®/IP over Ethernet.

Max. Controllable
1 VRF network system

Max. Controllable
32 refrigerant system

Max. Controllable
128 indoor units

Installation example

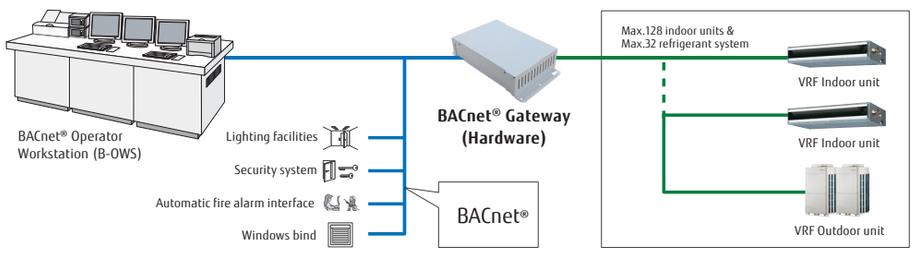

Specifications

Model name	UTY-VBGX
Number of controllable indoor units	128
Number of controllable refrigerant system	32
Number of controllable VRF network	1
Number of connectable units / one VRF network	4

Model name	UTY-VBGX
Power Supply	208-240V 50/60Hz, single phase
Power Consumption (W)	—
Dimensions (H × W × D) (mm)	10-1/4 × 2-5/16 × 5-11/16 (260 × 59 × 145)
Weight (g)	—

Network Convertor for LONWORKS®

UTY-VLGX



Features

- For connection between VRF network system and a LONWORKS® open network for management of small to medium-sized BMS and VRF network system.
- The UTY-VLGX permits central monitoring and control of a VRF network system from a BMS through a LONWORKS® interface.
- Up to 128 Indoor units can be connected to one Network Convertor for LONWORKS®

Max. Controllable
4 units to BMS

Max. Controllable
100 outdoor units

Max. Controllable
128 indoor units

Installation example

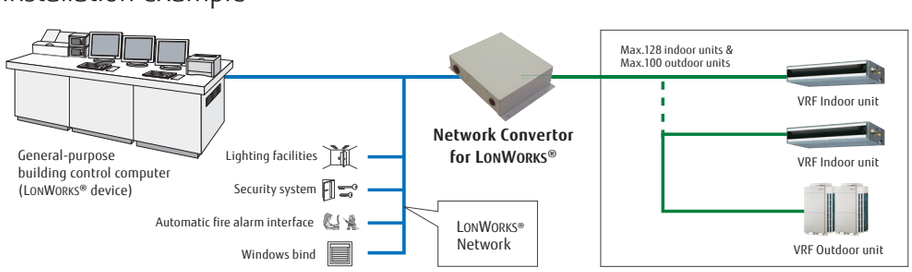

Specifications

Model name	UTY-VLGX
Power Supply	208-240V 50/60Hz, Single phase
Power Consumption (W)	4.5
Dimensions (H × W × D) (mm)	67 × 288 × 211
Weight (g)	1,500

Transmission specifications (BMS side)

Transmission speed	78 kbps
Transceiver	FT-X1 (Echelon® Corporation)
Transmission way form	Free topology
Terminal resistor	None (It attaches at the terminal of a network.)

MODBUS® Convertor for Indoor Unit

UTY-VMSX



Max. Connectable

1 Single indoor unit

Features

The MODBUS Convertor allows a complete integration of air conditioners into MODBUS Networks.

- Simple installation due to small and compact size.
- No separate external power supply required.
- The MODBUS Convertor must be connected one by one in the indoor unit.
- The MODBUS Controller permits central monitoring and control of air conditioners from BMS/Central/Home Controller.

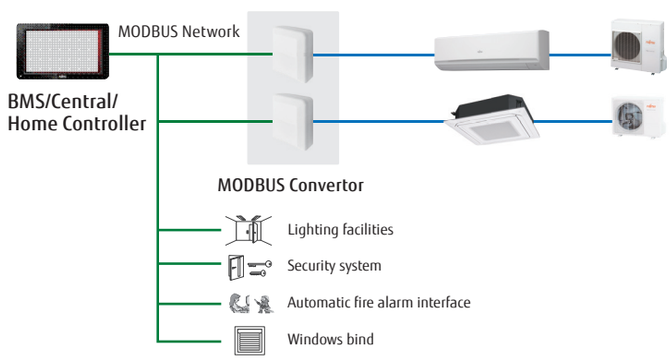

Basic control

- Turning the units on and off
- Mode control (Heat, Cool, Dry, Auto, Fan)
- Fan speed setting
- Louver position (Airflow direction setting)
- Room temperature setting and display
- Economy mode setting
- Error status

Easy Installation

Flexible installation locations with neat wirings are feasible since no power supply cable is used in the convertor.

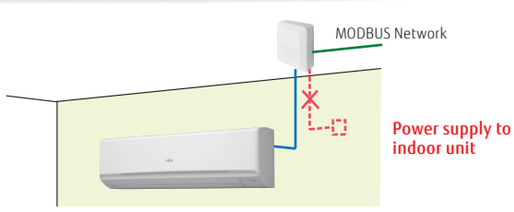

Specifications

Model name			UTY-VMSX
Power supply			AC 220/240 V 50/60 Hz AC 208/230 V 60 Hz
Input Power		W	Max. 1.2
Temperature	Operating / Packaged	°C (°F)	0~46(32~114) / -10~60(14~140)
Humidity	Operating / Packaged	%	0~95 / 0~95
Dimensions (H×W×D)(in.)		mm (in.)	43 × 117 × 140
Weight(oz)		g (oz)	200(7)
Maximum Connectable indoor unit number per 1 MODBUS Convertor			1

MODBUS® Convertor

UTY-VMGX



Max. Controllable
9 units to one VRF

Max. Controllable
100 outdoor units

Selectable
128 indoor units

Features

The MODBUS Convertor allows a complete integration of air conditioners into MODBUS Networks.

- Compact and lightweight design
- Direct connection to MODBUS Network
- Up to 128 indoor units can be controlled in one MODBUS Convertor
- The MODBUS Convertor permits central monitoring and control of air conditioners from BMS or Central Controller.
- Up to 9 convertors can be connected to a VRF network. The simultaneous controls such as ON/OFF or temperature settings can be done for each zone.
- It is easy to locate the source of error if any connection errors should occur after completion of installation works.

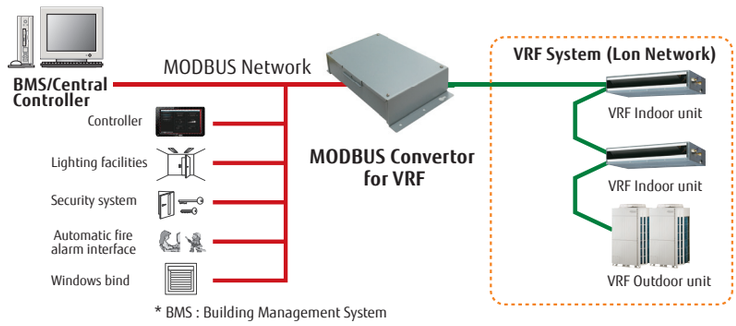

MODBUS® Interface

FJ-RC-MBS-1



Max. Connectable
1 Single indoor unit

Features

The MODBUS Interface allows a complete integration of air conditioners into MODBUS Networks.

- Simple installation due to small and compact size.
- No separate external power supply required.
- The MODBUS Interface permits central monitoring and control of air conditioners from BMS.

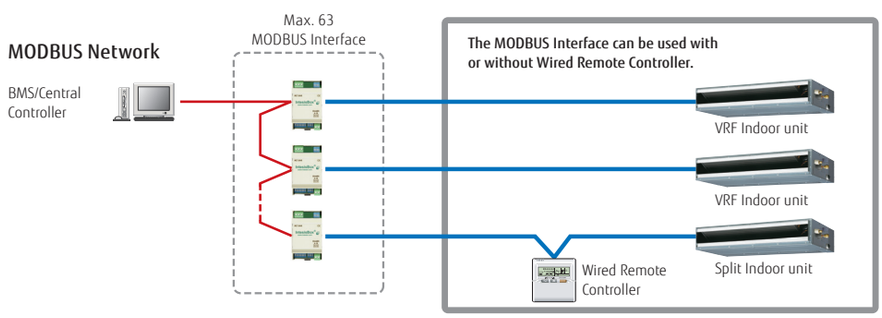

Specifications

Model name	UTY-VMGX
Power Supply	AC 220/240 V 50/60 Hz
Input power (W)	Max. 2
Dimensions (H × W × D) (mm)	54 × 260 × 150
Weight (g)	1,100

Model name	FJ-RC-MBS-1
Dimensions (H × W × D) (mm)	93 × 53 × 58
Weight (g)	85

NEW KNX® Convertor for VRF

UTY-VKGX



Max. Controllable
100 outdoor units

Selectable
128 indoor units

Features

KNX Convertor is useful for centralized control in a system.

- New KNX Convertor enables to connect central/home controller and FG VRF system.
- A maximum of 128 indoor units and 100 outdoor units can be connected to single KNX Convertor.

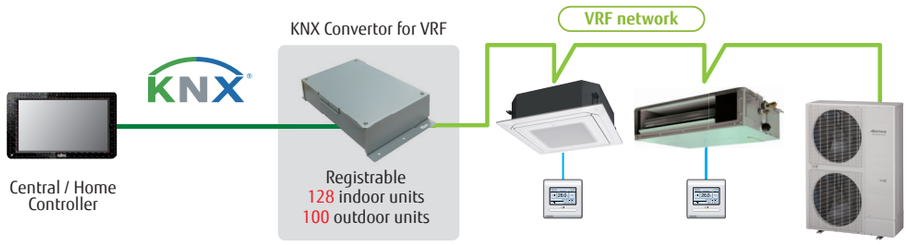

NEW KNX® Convertor for Indoor Unit

UTY-VKSX



Max. Connectable
1 Single indoor unit

Features

KNX Convertor is useful for individual control of indoor.

- New KNX Convertor enables to connect central/home controller and FG indoor unit.
- Compact and light weight design

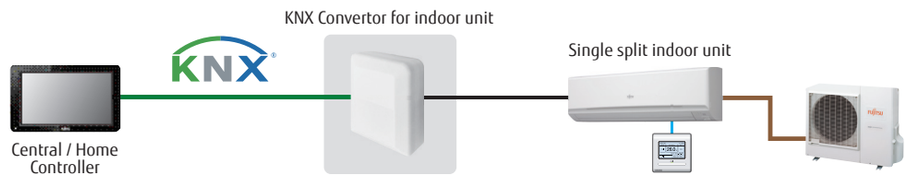

Specifications

Model name	UTY-VKGX	UTY-VKSX
Power supply	208-240 V 50/60 Hz	(DC 12 V)
Power consumption (W)	1.5	0.6
Dimensions (H × W × D) (mm)	54×260×50	43×117×140
Weight (g)	1,100	250

KNX® Interface

FJ-RC-KNX-1i



Max. Controllable
1 group

Features

The KNX Interface allows a complete integration of air conditioners with KNX Network systems.

- Simple installation due to small and compact size.
- No separate external power supply required (just KNX bus power).
- Can be used for single indoor units and group controlled (up to 16) indoor units.

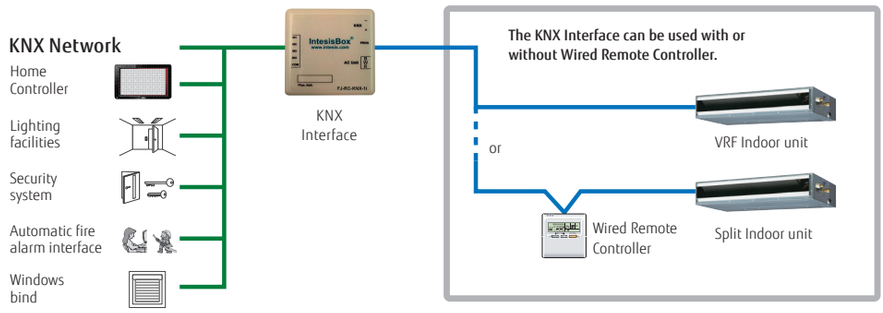

Specifications

Model name	FJ-RC-KNX-1i
Dimensions (H × W × D) (mm)	70×70×28
Weight (g)	70

Wireless LAN Interface

UTY-TFNXZ1 / UTY-TFSXZ1



Max. Connectable

1 Single indoor unit

Features

- It is the most advanced solution to remotely manage an Air Conditioning system using all sort of mobile devices such as Smartphones, and tablets.
- No separate external power supply required
- Can be used for single indoor units and multi system indoor units

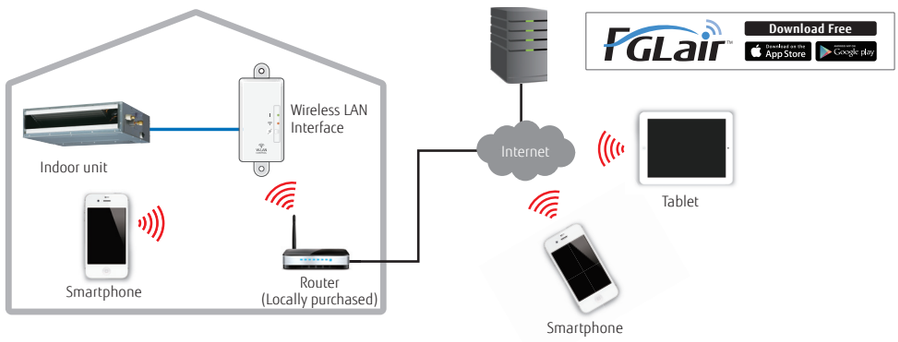

Basic control

- Turning the units on and off
- Mode control (Heat, Cool, Dry, Auto, Fan)
- Fan speed setting
- Louver position (Airflow direction setting)
- Timer operation setting (Weekly timer)
- Economy mode setting

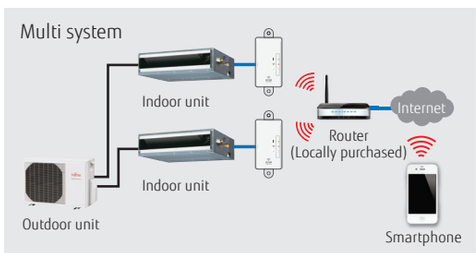

Multiple air conditioning management

- Multiple air conditioning management at difference locations.

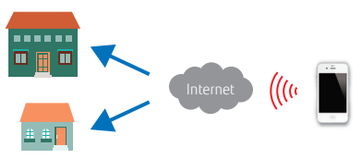

Error display & E-mail notification

- Alerts e-mail notification
- Air conditioning malfunction display
- It enables rapid service response when error occurs.

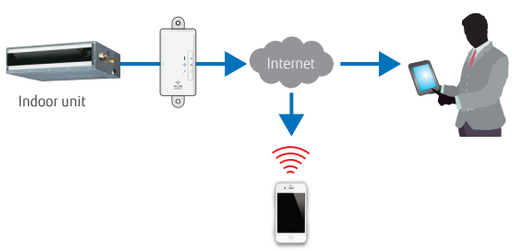

Specifications

Model name	UTY-TFNXZ1 / UTY-TFSXZ1
Dimensions (H × W × D) (mm)	71×38×15
Weight (g)	85

Wireless LAN Interface

FJ-RC-WIFI-1



Max. Connectable

1 Single indoor unit

Features

IntesisHome®

- It is the most advanced solution to remotely manage an Air Conditioning system using all sort of mobile devices such as Smartphones, Tablets and PC
- No separate external power supply required
- Can be used for single indoor units and group controlled (up to 16) indoor units

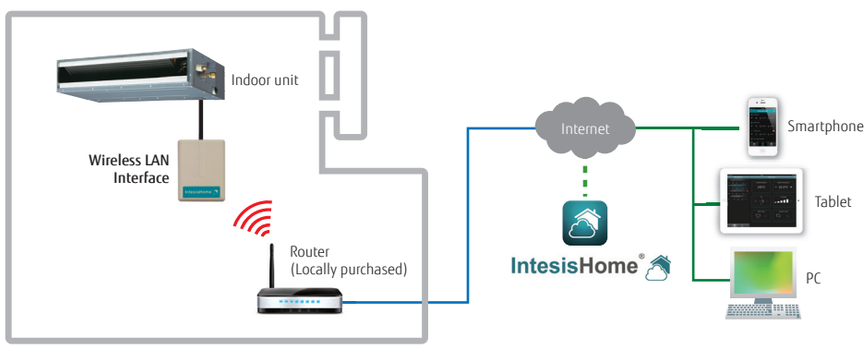

Basic control

- Turning the units on and off
- Mode control (Heat, Cool, Dry, Auto, Fan)
- Fan speed setting
- Louver position (Airflow direction setting)
- Room temperature display
- Set temperature control
- Multi Language
- One Scene and Timer



(Application screen image)

Advanced control (Optional functions)

- Climate working modes (ECO, Comfort, Powerful) (future release)
- Schedule functions (ON/OFF, Modes, Set point temperature, Fan Speed, Louver position)
- Set temperature limitation (future release)
- Multiple Scenes & Timers and Calendar function

Notifications and history

- Alerts e-mail notification (future release)
- Air conditioning malfunction alerts
- Connectivity monitoring and alerts
- History (future release)

Specifications

Model name	FJ-RC-WIFI-1
Dimensions (H × W × D) (mm)	70×108×28
Weight (g)	80

NEW External Switch Controller

UTY-TERX



Max. Controllable
1 group

Features

Air conditioner switching can be controlled by connecting other sensor switches

- In combination with a field supply Card-Key Switch or other sensor, the External Switch Controller allows control of the ON / OFF, Room temperature, Fan speed and Master control functions. This makes this product suitable for installations such as hotel rooms.
- Card-key or other sensor switches are available as a locally purchased parts.
- 2-wire type
- The set temperature can be specified at two points for cooling and heating individually (4 points).

Installation example

Human sensor catches movements of people in a room, and operates with lower capacity when people come back to the room, it automatically returns to previous operation mode.

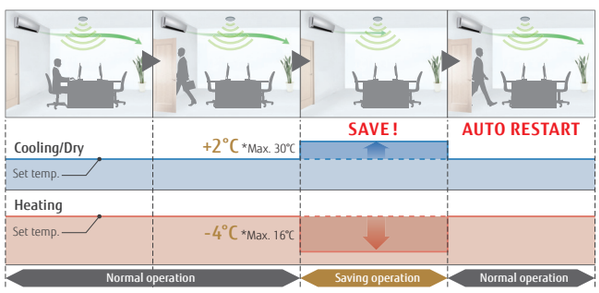

Human sensor equipment needs to be purchased locally.
Human sensor is not mounted on the External Switch Controller.

Signal Amplifier

UTY-VSGXZ1



Features

- Transmission Line length can be extended up to 3,600 m with multiple Signal Amplifiers.
- Up to 8 signal amplifiers can be installed in a VRF network system.
- A signal amplifier is required,

(1) When the total wiring length of the transmission line exceeds 500 m.
(2) When the total number of units on the transmission line exceeds 64.

Installation example

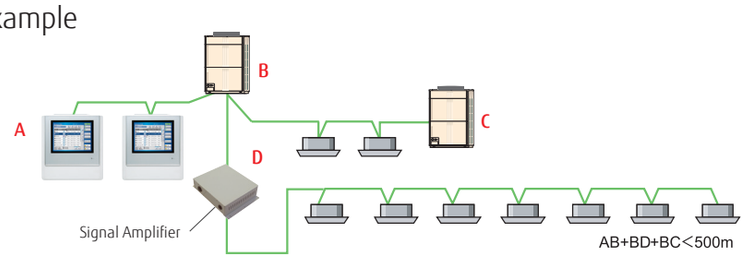

Specifications

Model name	UTY-TERX
Power Supply	DC 6.5-16 V
Dimensions (H × W × D) (mm)	43 × 140 × 117
Weight (g)	250

DC 12 V is supplied by the indoor unit.

Model name	UTY-VSGXZ1
Power Supply	208-240 V 50/60 Hz, Single phase
Power Consumption (W)	4.5
Dimensions (H × W × D) (mm)	67 × 288 × 211
Weight (g)	1,500

Network Convertor for Single Split

UTY-VTGX / UTY-VTGXV



UTY-VTGX
DC power supply type



UTY-VTGXV
AC power supply type

Max. Controllable
16
single indoor units

Max. Controllable
100
Network Convertors

Features

- The network convertors are required when connecting single split system to VRF network system.
- Compact and light weight design
- Connectable to both types of 2-wire and 3-wire remote controllers

Installation example.

- 2 types of 1 remote controller type and 2 remote controllers type are available.
- Power supply (AC220-240V, 50/60 Hz) is required for 2 remote controllers type.

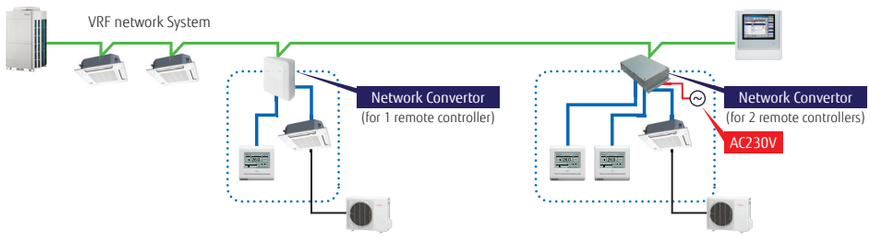

- 2-wire and 3-wire type of the wired remote controller can be connectable.

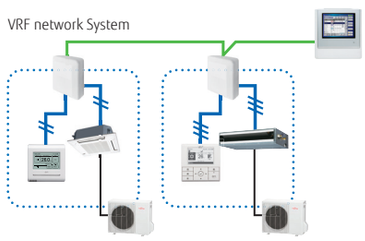

- A central control can be provided for the single split systems. (Up to 100 units of Network Convertor is connectable in one VRF network system)

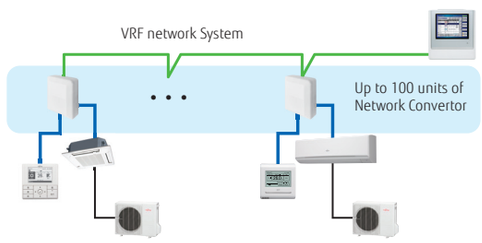

CONTROL SYSTEM

Specifications

Model name	UTY-VTGX		UTY-VTGXV
Power Supply	polar 3-wire DC 12 V	non-polar 2-wire DC 12 V	50/60 Hz AC 220/240 V
Input power (W)	Max. 1.2		Max. 3
Dimensions (H × W × D) (mm)	43 × 117 × 140		54 × 260 × 150
Weight (g)	250		1,100

AIR TO WATER

WATERSTAGE™

Complete Solution meets various needs

The clean energy produced by WATERSTAGE™ reliably delivers "comfort" to all spaces in the home up to the living room, bedrooms, bath, and swimming pool.

254 SOLUTIONS
256 CORE TECHNOLOGY
258 PRODUCT LINEUP
260 Split Type
Split DHW Integrated Type
262 Monobloc Type
263 Smart & Comfort Control
264 Case Studies
266 Optional Parts
268 Installation Limitations
269 Specifications & Dimensions







Room Heating
& Cooling



Domestic
Hot Water



Swimming
Pool

HOME HEATING

Wide range lineup suited for regional characteristics, family structure, and application.
We provide various products to meet your needs from High Power via heating-centered series to reasonably-priced compact series

WATERSTAGE™

High leaving water temperature

High leaving water temperature 60°C kept down to -20°C outdoor temperature without using backup heater.



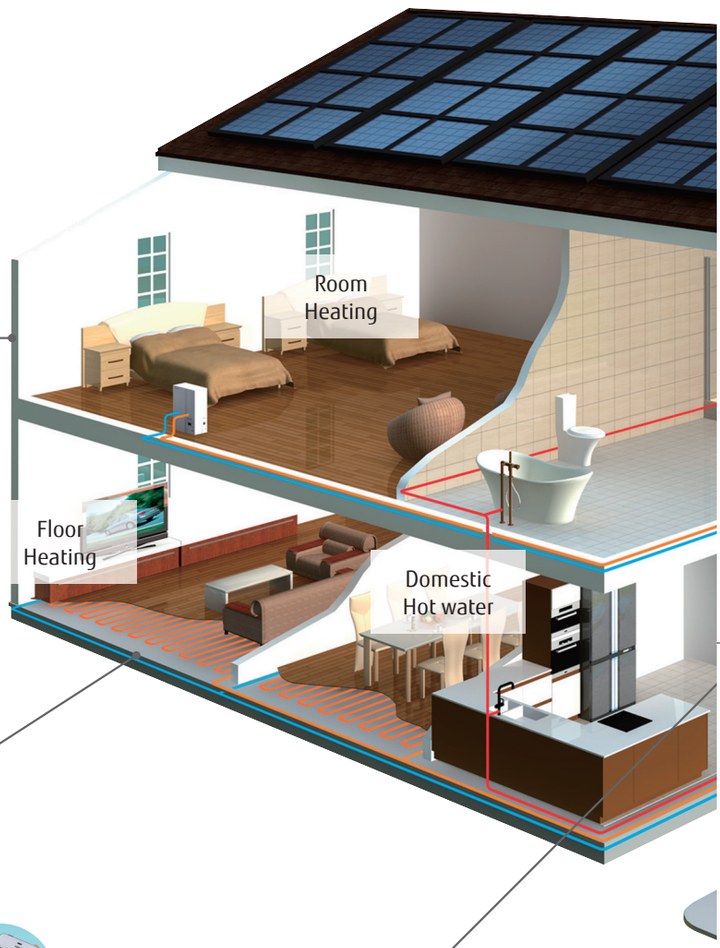

Smart control

User`s needs are supported by offering a variety of controls, such as individual control and remote control options.

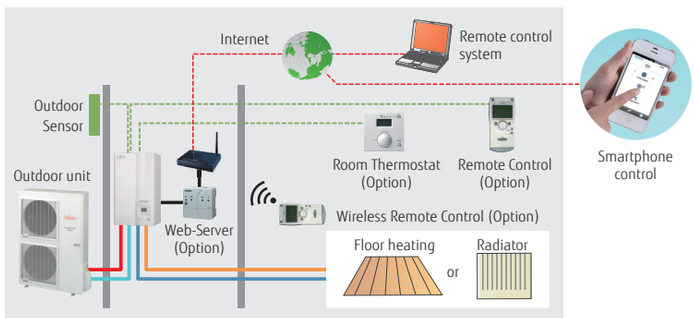

Smartphone control

+ DHW Tank

DHW tank (option) can be used to supply hot water by connecting it to the system.

+ Boiler

By combining existing boiler, powerful heating can be performed even at low outdoor temperature.

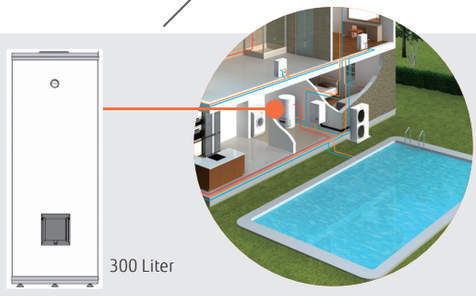



Solar Connection

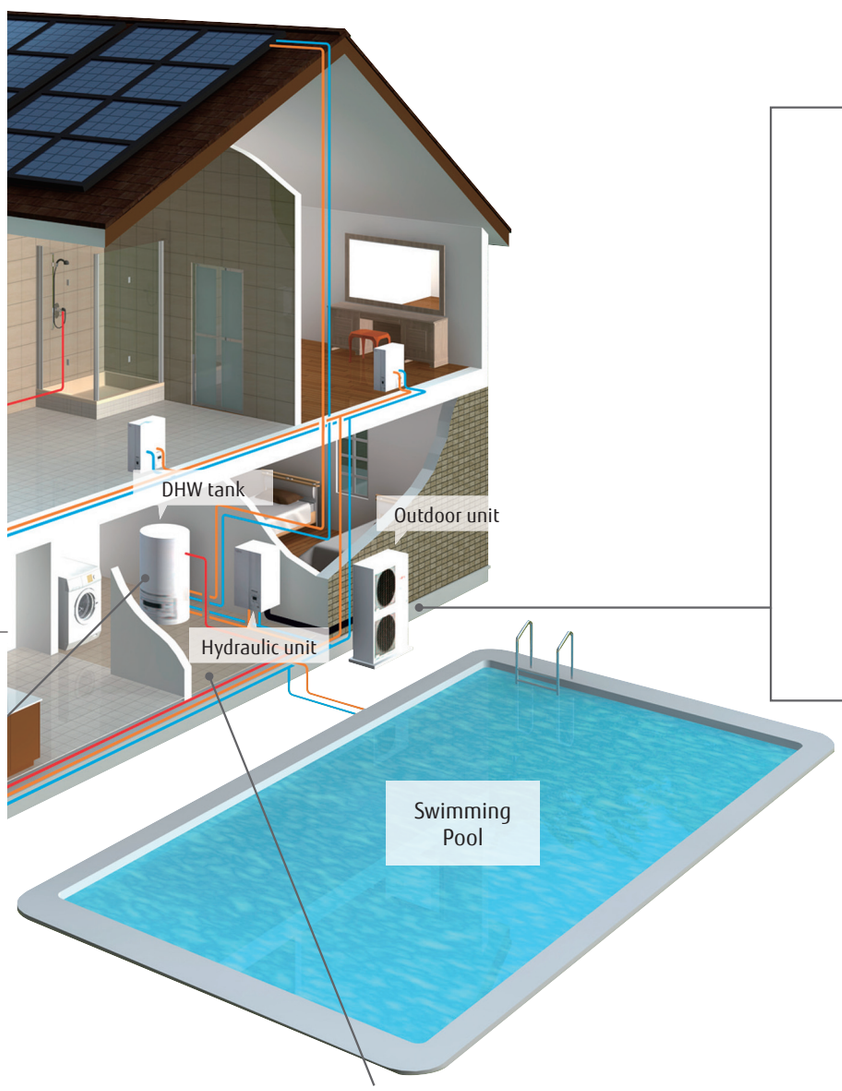

Room heating & domestic hot water

Split type High Power series

Outdoor unit and hydraulic indoor unit can be installed freely, so installation is easy. Since hydraulic indoor unit is installed inside a house, freezing of circulated water can be prevented. A larger heating capacity can be performed flexibly by using more units in cascade connection.



Appearance-oriented compact outdoor unit

Split type Comfort series

For Comfort series, optimized flow temperature control is realized by DC inverter technology.



Monobloc type

Outdoor unit and hydraulic indoor unit can be installed anywhere due to compact size. Installation work can be performed easily only by connecting hydraulic pipes. DHW tank can be connected to indoor side.



Space is saved drastically due to built-in DHW tank.

Existing boiler can be replaced easily. A larger heating capacity can be performed flexibly by using more units in cascade connection.

Stylish space saving solution with built-in DHW tank



Hydraulic indoor unit DHW tank 190 L

CORE TECHNOLOGY

High Efficiency

For **Outdoor** Unit

Twin Rotary Compressor with Linear Control Injection Port

It realizes the high condensing temperature without overheating discharge gas temperature by Linear Control Injection process during compression. Therefore, the condensing temperature rises up higher than normal circuit. A higher hot water temperature is realized by controlling the injection amount according to the usage state.

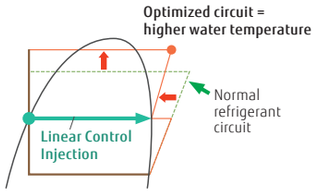

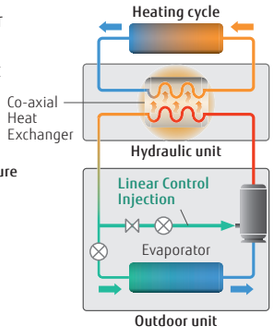

Accurate temperature control by DC inverter technology

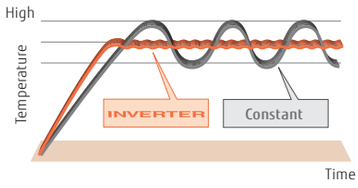

V-PAM inverter technology





For **Hydraulic Indoor** Unit

Class A Pump

Energy saving pump with constant volume or pressure adjustment function.



High durability

- Corrosion protected
- No flow switch necessary
- Anti-freeze-protection is unnecessary

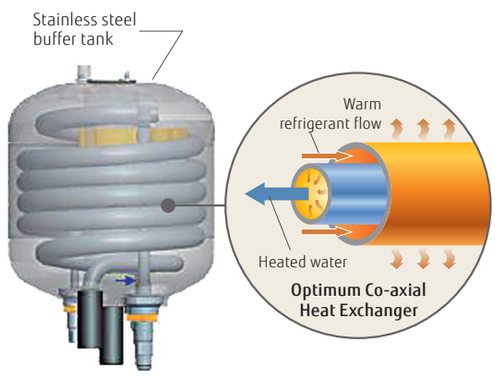



Easy Control

Hydraulic Indoor Unit Controller



4 Heating mode

1. Automatic mode

Comfort/Reduce mode switching automatically according to time program

2. Reduce mode

Constant reduce temperature

3. Comfort mode

Constant comfort temperature

4. Protection mode

Stand-by mode with anti-frost protection





Compact Design

Monobloc type

Weight
49 kg
5 kW model



What's a Heat Pump ?

Absorbing free energy from the atmosphere. Heat pump system requires only 1 kW of electricity to generate 3 to 5 kW thermal energy.

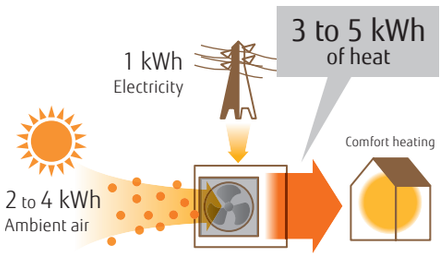

SPLIT/SPLIT DHW INTEGRATED/MONOBLOC

Capacity (kW)		5	6	8
Split	High Power series Single phase Page 260 Hydraulic Indoor Unit/Outdoor Unit			
	High Power series 3 phase Page 260 Hydraulic Indoor Unit/Outdoor Unit			
	Comfort series Page 260 Hydraulic Indoor Unit/Outdoor Unit	 WSYA050DG6 / WOYA060LFCA	 WSYA100DG6 / WOYA060LFCA	 WSYA100DG6 / WOYA080LFCA
Split DHW integrated	High Power series Single phase Page 260 Hydraulic Indoor Unit/Outdoor Unit			
	High Power series 3 phase Page 260 Hydraulic Indoor Unit/Outdoor Unit			
	Comfort series Page 260 Hydraulic Indoor Unit/Outdoor Unit	 WGYA050DG6 / WOYA060LFCA	 WGYA100DG6 / WOYA060LFCA	 WGYA100DG6 / WOYA080LFCA
Monobloc	Compact series with hydraulic unit Page 262 Hydraulic Indoor Unit/Outdoor Unit	 WSYP100DG6 / WPYA050LG		 WSYP100DG6 / WPYA080LG

EHPA Quality Label

Fujitsu General's WATERSTAGE* have obtained the EHPA Quality Label** by tests according to the international Standards EN14511 and EN17025. The EHPA Quality Label** is a label that shows the end-consumer a quality heat pump unit on the market.

*: High Power split model

**: Check the validity of label at www.ehpa.org/QL

SG-Ready Label

SG-Ready is a defined standard by BWP***, which makes it possible that the device can be integrated into a smart grid. Heat pumps, which are equipped with the SG-Ready Label, can receive signals from the power grid (and e.g. also from PV systems) about the available (unused renewable) energy (from wind, sun & water). Fujitsu General provides the SG-Ready compatibility to all new Heat Pumps series.

***BWP: the Federal German Heat Pump Association

10	11	14	16
	 WSYG140DG6 / WOYG112LHT	 WSYG140DG6 / WOYG140LCTA	
	 WSYK160DG9 / WOYK112LCTA	 WSYK160DG9 / WOYK140LCTA	 WSYK160DG9 / WOYK160LCTA
 WSYA100DG6 / WOYA100LFTA			
	 WGYG140DG6 / WOYG112LHT	 WGYG140DG6 / WOYG140LCTA	
	 WGYK160DG9 / WOYK112LCTA	 WGYK160DG9 / WOYK140LCTA	 WGYK160DG9 / WOYK160LCTA
 WGYA100DG6 / WOYA100LFTA			
 WSYP100DG6 / WPYA100LG			

Split Type High power series/Comfort series



High power series

Hydraulic indoor unit: WSYG140DG6/[3phase] WSYK160DG9
Outdoor unit: WOYG112LHT/WOYG140LCTA
[3phase] WOYK112LCTA/WOYK140LCTA/WOYK160LCTA



Hydraulic indoor unit
Single Phase/
3 Phase

Outdoor unit
Single Phase
11/14 kW

3 Phase
11/14/16 kW

Comfort series

Hydraulic indoor unit: WSYA050DG6/WSYA100DG6
Outdoor unit: WOYA060LFCA/WOYA080LFCA/WOYA100LFTA



Hydraulic indoor unit

Outdoor unit
5/6/8 kW

10 kW

Split DHW Integrated Type High power series/Comfort series



High power series

Hydraulic indoor unit: WGYG140DG6/[3phase] WGYK160DG9
Outdoor unit: WOYG112LHT/WOYG140LCTA
[3phase] WOYK112LCTA/WOYK140LCTA/WOYK160LCTA



Hydraulic indoor unit
Single Phase/
3 Phase

Outdoor unit
Single Phase
11/14 kW

3 Phase
11/14/16 kW

Comfort series

Hydraulic indoor unit: WGYA050DG6/WGYA100DG6
Outdoor unit: WOYA060LFCA/WOYA080LFCA/WOYA100LFTA



Hydraulic indoor unit

Outdoor unit
5/6/8 kW

10 kW

High leaving water temperature

High power series: High leaving water temperature of 60°C is kept even when outdoor temperature is down to -20°C without using backup heaters.

Comfort series: Maximum leaving water temperature is 55°C without backup heater. Hot water supply temperature can be maintained even at -10°C outdoor temperature.

At -20°C outdoor temperature: 60°C Hot water

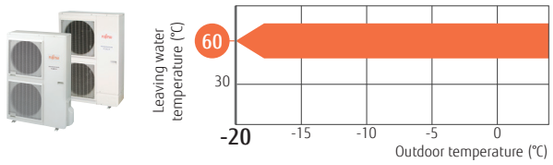

At -10°C outdoor temperature: 55°C Hot water

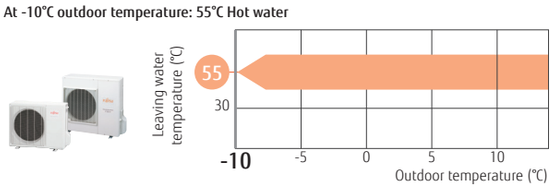

* If you want to raise the hot water supply temperature, backup heaters can be used for auxiliary operation.

High COP

Air to water heat pumps work with much more efficiency and save more energy than a traditional heating system.

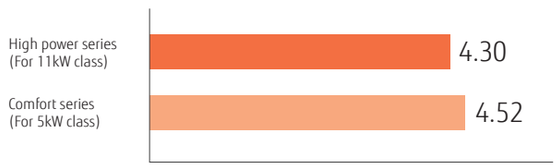

Condition : Outdoor Temp. 7°C Heating Temp. 35°C.

2 Zone individual control*

2 Zone individual control (2 under floor heating zones or under floor heating + radiator zone, etc.)*
*: Optional parts are required.

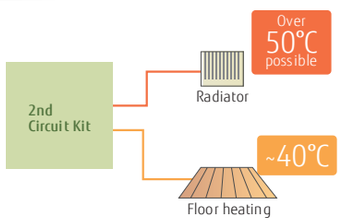

Automatic heating curve control

Automatic temperature regulation in accordance with heating curve (Depends on heating terminal and outdoor temperature)

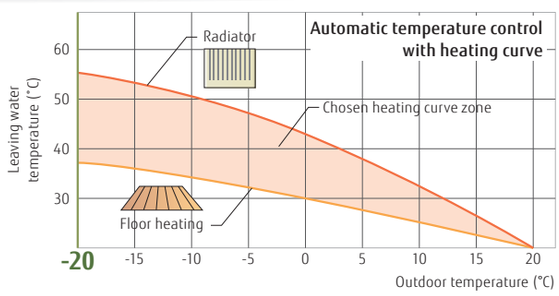

Emergency operation

System can continuously supply hot water by built in back up heater or boiler, as emergency, even if an error has occurred.

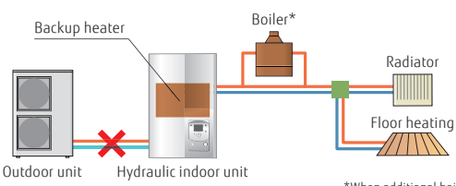

*When additional boiler connected

Monobloc Type Comfort series



Compact series

Hydraulic indoor unit: WSYP100DG6
Outdoor unit : WPYA050LG / WPYA080LG / WPYA100LG



Hydraulic indoor unit



Outdoor unit
5 kW



8/10 kW

Features

High leaving water temperature

High leaving water temperature of 55°C keeps to -20°C outdoor temperature without additional heater.

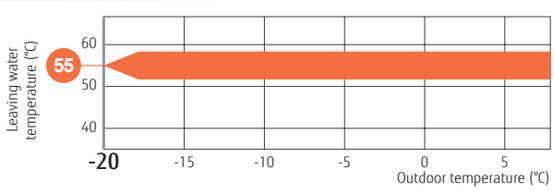

High COP

High COP is realized by using a DC twin rotary compressor, inverter technology, and high efficient water heat exchanger.

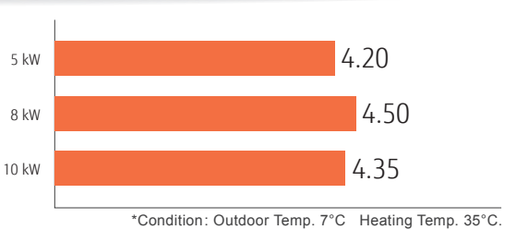

Compact & light weight design



Features of the hydraulic indoor unit

- The compact Indoor unit provides two electrical back up heater, each with 3 kW capacity
- 12 L expansion vessel included
- No waste of space. DHW Kit installation inside the hydraulic unit possible.
- New generation controller. Connection by MODBUS protocol possible.
- Integrated heat metering (flow sensor included).



Hydraulic indoor unit

WATERSTAGE™

Smart & Comfort Control



Navigation and setting

- Selecting the heating menu
- Setting program timer

Large LCD panel

- Operation status display
- Error display
- Plain text

Simple operation mode setting

- Selecting the heating mode and Domestic hot water operation

Heating mode

Auto **Automatic mode**
Comfort/Reduce mode switching automatically according to outdoor temperature

Comfort mode
Constant comfort temperature

Reduce mode
Constant reduce temperature

Protection mode
Stand-by mode with anti-frost protection

Automatic heating curve operation

Automatic heating curve control based on outdoor temperature and setting room temperature. This can be adjusted when too warm or too cold.

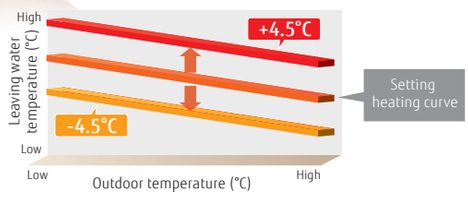

Programmable timer

- The setting of timer operation can easily be adjusted.
- Changing the heating mode linked with time is possible.

Day-Weekly timer setting

- The day-weekly timer can be set up for up to 3 times per day.
- Allows separate settings for each day of the week.

Holiday timer setting

- The holiday timer can be set for up to 8 periods
- If you are absent for a long time in the winter, freezing of room can be prevented.

Day-Weekly timer setting

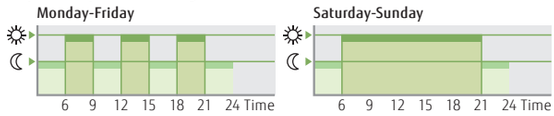

Holiday timer setting

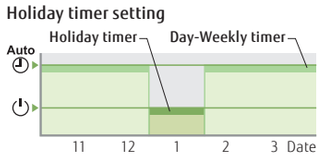

Auto-changeover

If the cooling operation function is set, the system can automatically switch to cooling or heating, depending on the outdoor temperature to provide all-season comfortable air conditioner.

Remote control-extension

Various remote controls are available on your hands. Remote control is also available via Web. All kinds of life styles are supported.

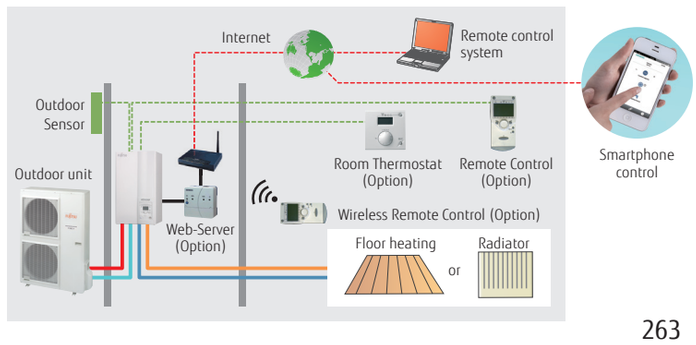

Case Studies

Split Case studies

2 emitter simultaneous heating (Individual control)

Floor heating + Radiator

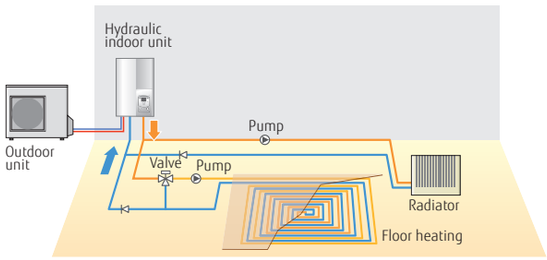

3 types of heat distribution

Floor heating + Radiator + Domestic Hot Water

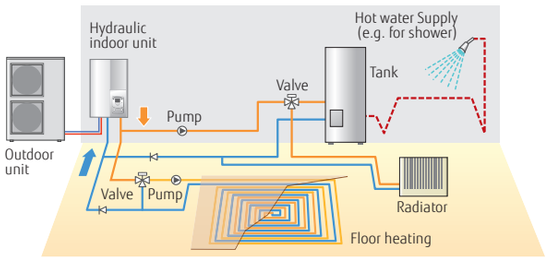

Boiler connected to heating (Boiler + Heating)

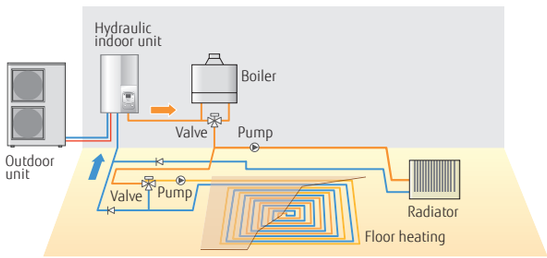

Split Cascade System Case studies

2 emitter simultaneous heating (Individual control)

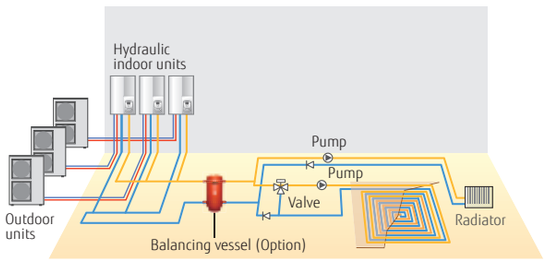

2 emitter simultaneous heating & Domestic Hot Water (type A)

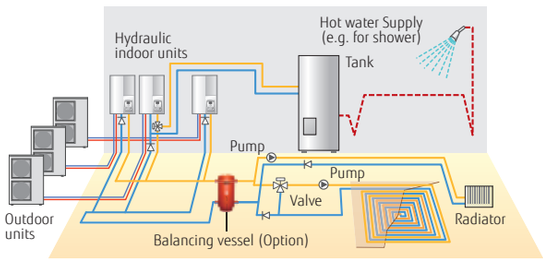

Boiler connected to heating (Boiler + Heating)

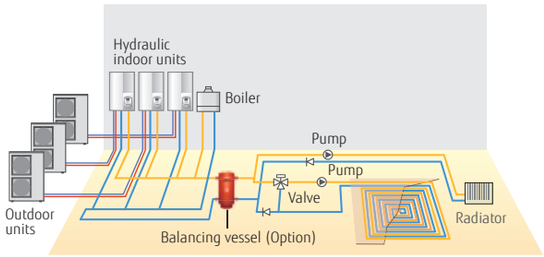

2 emitter simultaneous heating & Domestic Hot Water (type B)

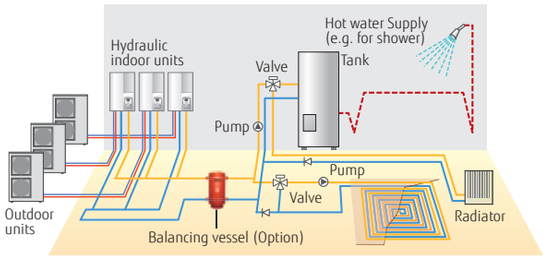

Split DHW integrated Case studies

Single heating & Domestic Hot Water

Radiator + Domestic Hot Water

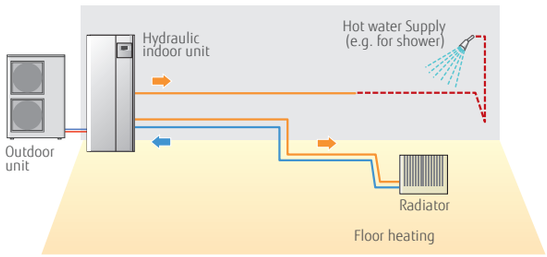

Boiler connected to heating (Boiler + Heating) & Domestic Hot Water

Radiator + Domestic Hot Water

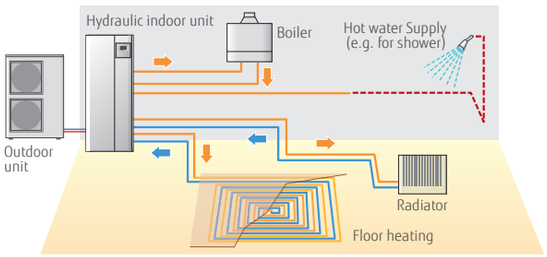

2 emitter simultaneous heating (Individual control) & Domestic Hot Water

Radiator + Domestic Hot Water

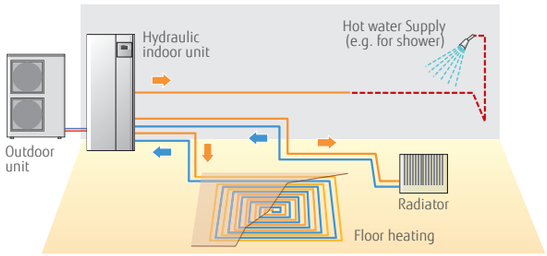

Monobloc Case studies

Single heating system

Floor heating

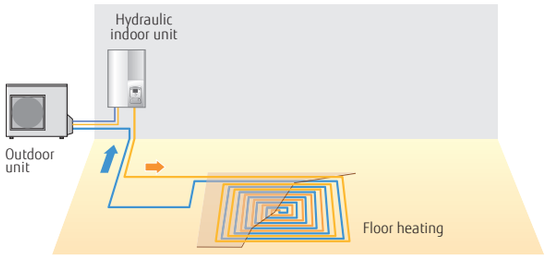

2 types of heat distribution

Floor heating + Domestic Hot Water

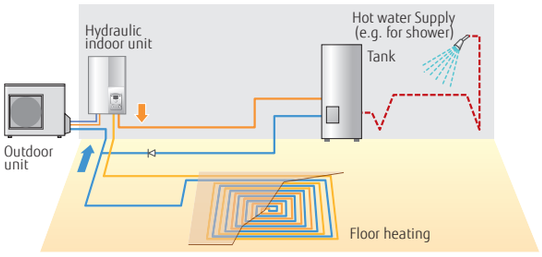

Boiler connected to heating (Boiler + Heating)

Floor heating

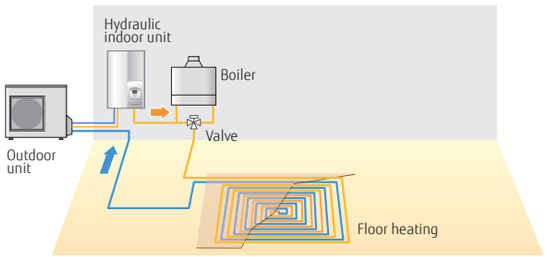

Optional Parts

Product Name		Model Name	Split									Split DHW integrated type									Monobloc		
			High Power					Comfort				High Power					Comfort				Compact		
			1Ø		3Ø			1Ø				1Ø		3Ø			1Ø				1Ø		
			11	14	11	14	16	5	6	8	10	11	14	11	14	16	5	6	8	10	5	8	10
2nd Circuit Kit		UTW-KZSXE	●	●	●	●	●	●	●	●	●	–	–	–	–	–	–	–	–	–	–	–	–
		UTW-KZDXE	–	–	–	–	–	–	–	–	–	●	●	●	●	●	●	●	●	●	–	–	–
Boiler Connection kit		UTW-KBSXD	●	●	●	●	●	●	●	●	●	–	–	–	–	–	–	–	–	–	–	–	–
		UTW-KBDXD	–	–	–	–	–	–	–	–	–	●	●	●	●	●	●	●	●	●	–	–	–
Balancing vessel		UTW-TEVXA	●	●	●	●	●	●	●	●	●	●	●	●	●	●	●	●	●	●	●	●	●
DHW kit		UTW-KDWXG (Internal)	–	–	–	–	–	–	–	–	–	–	–	–	–	–	–	–	–	–	●	●	●
		UTW-KDWXD (External)	●	●	●	●	●	●	●	●	●	–*1	–*1	–*1	–*1	–*1	–*1	–*1	–*1	–*1	●	●	●
DHW tank	200 Liter 300 Liter 400 Liter 	UTW-T20AXH UTW-T30AXH UTW-T40AXH	●	●	●	●	●	●	●	●	●	–*1	–*1	–*1	–*1	–*1	–*1	–*1	–*1	–*1	●	●	●
	200 Liter 300 Liter 400 Liter 	UTW-T20BXH UTW-T30BXH UTW-T40BXH	●	●	●	●	●	●	●	●	●	–*1	–*1	–*1	–*1	–*1	–*1	–*1	–*1	–*1	●	●	●
Circulating pump		UTW-PHFXG	●	●	●	●	●	–	–	–	–	●	●	●	●	●	–	–	–	–	–	–	–
Swimming Pool kit		UTW-KSPXD	●	●	●	●	●	●	●	●	●	●	●	●	●	●	●	●	●	●	●	●	●
Heat Exchanger for swimming pool kit		UTW-ESPXA	●	●	●	●	●	●	●	●	●	●	●	●	●	●	●	●	●	●	●	●	●
Cooling kit		UTW-KCLXD	●	●	●	●	●	●	●	●	●	●	●	●	●	●	●	●	●	●	–*2	–*2	–*2
Regulation Extension Kit		UTW-KREXD	●	●	●	●	●	●	●	●	●	●	●	●	●	●	●	●	●	●	●	●	●
Low Noise Kit		UTW-KLNXE	●	●	●	●	●	–	–	–	–	●	●	●	●	●	–	–	–	–	–	–	–
Drain Pan		UTW-KDPXA	–	–	–	–	–	●	●	●	–	–	–	–	–	–	–	–	–	–	–	–	–
Cascade Master Kit (incl. LPB Clip)		UTW-KCMXE	●	●	●	●	●	–	–	–	●	–	–	–	–	–	–	–	–	–	–	–	–
Cascade Slave Kit (incl. LPB Clip)		UTW-KCSXE	●	●	●	●	●	–	–	–	●	–	–	–	–	–	–	–	–	–	–	–	–

Product Name		Model Name	Split									Split DHW integrated type									Monobloc		
			High Power					Comfort				High Power					Comfort				Compact		
			1Ø		3Ø			1Ø				1Ø		3Ø			1Ø				1Ø		
			11	14	11	14	16	5	6	8	10	11	14	11	14	16	5	6	8	10	5	8	10
HMI Kit		UTW-KHMXE*3	●	●	●	●	●	●	●	●	●	●	●	●	●	●	●	●	●	●	●	●	●
Remote Controller	Wired 	UTW-C74TXF*3	●	●	●	●	●	●	●	●	●	●	●	●	●	●	●	●	●	●	●	●	●
		UTW-C74HXF*3	●	●	●	●	●	●	●	●	●	●	●	●	●	●	●	●	●	●	●	●	●
	Wireless 	UTW-C78XD	●	●	●	●	●	●	●	●	●	●	●	●	●	●	●	●	●	●	●	●	●
		UTW-C78XD-E*4	●	●	●	●	●	●	●	●	●	●	●	●	●	●	●	●	●	●	●	●	●
Room Thermostat	Wired 	UTW-C55XA	●	●	●	●	●	●	●	●	●	●	●	●	●	●	●	●	●	●	●	●	●
	Wireless 	UTW-C58XD	●	●	●	●	●	●	●	●	●	●	●	●	●	●	●	●	●	●	●	●	●
Outdoor Sensor Transmitter		UTW-MOSXD	●	●	●	●	●	●	●	●	●	●	●	●	●	●	●	●	●	●	●	●	●
RF Modules	for BSB-Port 	UTW-MRCXD	●	●	●	●	●	●	●	●	●	●	●	●	●	●	●	●	●	●	●	●	●
Web server		UTW-KW1XD UTW-KW4XD	●	●	●	●	●	●	●	●	●	●	●	●	●	●	●	●	●	●	●	●	●
LPB Clip		UTW-KL1XD	●	●	●	●	●	●	●	●	●	●	●	●	●	●	●	●	●	●	●	●	●
MODBUS Clip		UTW-KMBXE	–*7	–*7	–*7	–*7	–*7	–*7	–*7	–*7	–*7	–*7	–*7	–*7	–*7	–*7	–*7	–*7	–*7	–*7	●	●	●
Base Heater		UTW-HAMXE	–	–	–	–	–	–	–	–	–	–	–	–	–	–	–	–	–	–	–	●	●
		UTW-HAMXF	–	–	–	–	–	–	–	–	–	–	–	–	–	–	–	–	–	–	●	–	–
Service Tool (incl.OCI700 adaptor)		UTW-KSTXD	●*5	●*5	●*5	●*5	●*5	●*5	●*5	●*5	●*5	●*5	●*5	●*5	●*5	●*5	●*5	●*5	●*5	●*5	●*5	●*5	●*5
Service Tool Software		UTW-KPSXD	●*6	●*6	●*6	●*6	●*6	●*6	●*6	●*6	●*6	●*6	●*6	●*6	●*6	●*6	●*6	●*6	●*6	●*6	●*6	●*6	●*6
External connect kit		UTY-XWZXZ2	●	●	●	●	●	–	–	–	–	●	●	●	●	●	–	–	–	–	–	–	–

*1: DHW operation is possible without DHW Kit and DHW Tank.
*2: Cooling operation is possible without cooling kit
*3: 19 Languages included, no separate Eastern European RC necessary. C74TXF: Built in Room Temperature sensor C74HXF: Built in Room temperature and Humidity sensor
*4: Eastern European Language(English, Czech Republic, Slovakia, Poland, Turkey, Hungary, Russia, Slovenia, Greece, Serbia)
*5: UTW-KL1XD is required for the connection.
*6: UTW-KW1XD or UTW-KW4XD is required for the connection.
*7: Additional optional part necessary

● : Available – : Not Available

Installation Limitations

Equipment Installation

Split type Hydraulic indoor unit

- Hydraulic indoor unit is to be hang on the wall
- Weight < 65 kg (including water)
- Space for maintenance should be respected

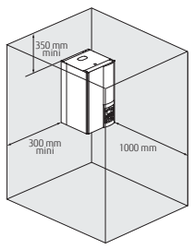

Split DHW integrated type Hydraulic indoor unit

- Floor stand
- Weight 366 kg (including water)
- Space for maintenance should be respected.

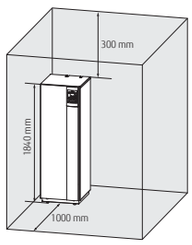

Monobloc Type Hydraulic indoor unit

- Hydraulic indoor unit is to be hang on the wall
- Weight < 62 kg (including water)
- Distances for maintenance should be respected

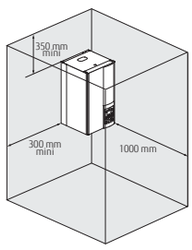

Monobloc type Outdoor unit

- Floor stand
- Weight 72 kg (without water):
  WPYA080LG, WPYA100LG
  49 kg (without water):
  WPYA050LG
- Distances for maintenance should be kept

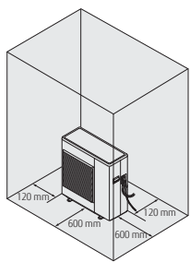

Piping and Wiring

Split type

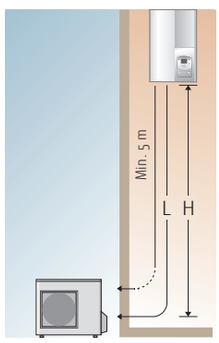

Series	Capacity range(kW)	H (m)	L (m)
Comfort	5	±20	5-30
	6		
	8		
	10		
High power	11	±15	5-20
	14		
	16		

Electrical wiring

Split type

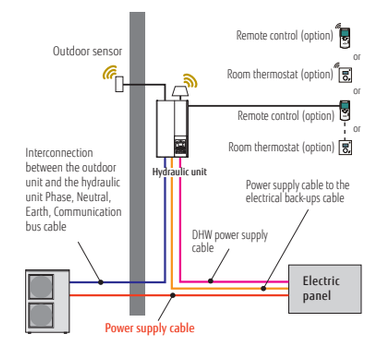

Split DHW integrated type

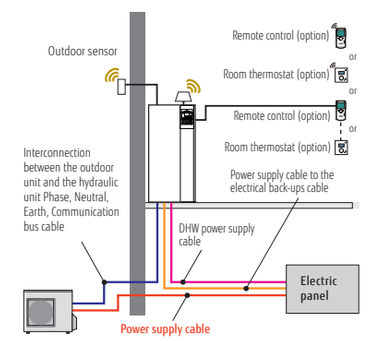

Monobloc Type with Hydraulic indoor unit

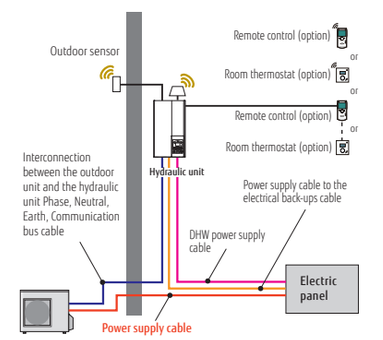

Specifications & Dimensions

Split type Specifications (High power series)

Model Name		Hydraulic indoor unit		WSYG140DG6		WSYG140DG6		WSYK160DG9		WSYK160DG9		WSYK160DG9	
		Outdoor unit		WOYG112LHT		WOYG140LCTA		WOYK112LCTA		WOYK140LCTA		WOYK160LCTA	
Capacity range				11		14		11		14		16	
7°C/35°C floor heating *1		Heating capacity	kW	10.80		13.50		10.80		13.50		15.17	
		Input power		2.54		3.23		2.51		3.20		3.70	
		COP		4.25		4.18		4.30		4.22		4.10	
2°C/35°C floor heating *1		Heating capacity	kW	10.77		12.00		10.77		13.00		13.50	
		Input power		3.44		3.87		3.40		4.15		4.34	
		COP		3.13		3.10		3.17		3.13		3.11	
-7°C/35°C floor heating*1		Heating capacity	kW	10.38		11.54		10.38		12.20		13.50	
		Input power		4.32		5.08		4.28		5.13		5.40	
		COP		2.40		2.27		2.43		2.38		2.50	
Space heating characteristics*2													
Temperature application			℃	55	35	55	35	55	35	55	35	55	35
Energy efficiency class				A+	A++	A+	A+	A+	A++	A+	A++	A+	A+
Rated heat output(P_{rated})			kW	9	11	11	13	9	11	11	13	13	14
Seasonal space heating energy efficiency(η_s)			%	112	151	113	148	112	154	117	150	117	149
Annual energy consumption			kWh	6704	6062	8041	6824	6669	5930	7803	6738	9062	7408
Sound power level		Hydraulic indoor unit	dB(A)	46		46		46		46		46	
		Outdoor unit		68		69		69	68	70	68	71	
Hydraulic indoor unit Specification													
Power source				1 Ø 230 V 50 Hz				3 N 400 V 50 Hz					
Dimensions H×W×D			mm	800 × 450 × 457									
Weight (Net)			kg	42									
Water circulation		Min/Max	L/min	19.5/39.0		24.4/48.7		19.5/39.0		24.4/48.7		27.4/54.8	
Buffer tank capacity			L	16									
Expansion vessel capacity			L	8									
Leaving water temperature range		Max	℃	60									
Water pipe connection diameter		Flow/Return	mm	Ø 25.4/Ø 25.4									
Backup heater		Capacity	kW	6.0(3.0kW×2pcs.)				9.0(3.0kW×3pcs.)					
Outdoor unit specification													
Power source				1 Ø 230 V 50 Hz				3 N 400 V 50 Hz					
Current		Max	A	22.0		25.0		8.5		9.5		10.5	
Dimensions H × W × D			mm	1,290 × 900 ×330									
Weight (Net)			kg	92				99					
Refrigerant		Type (Global Warming Potential)		R410A (2,088)									
		Charge	kg	2.50									
Additional refrigerant charge amount			g/m	50									
Connection pipe	Diameter	Liquid	mm	Ø 9.52									
		Gas		Ø 15.88									
	Length	Min/Max	m	5/20									
	Length(Pre-charge)		m	15									
	Height difference	Max	m	15									
Operation range		Heating	℃	-25 to 35									

*1:The values of heating capacity/input power/COP are based on measurement of EN14511 standard. Usage environment, such as operation of the heating equipment, room temperature, and controller adjustments, may cause disparities between practically determined values and these values.

*2:All information of ErP can be available for downloaded from www.fujitsu-general.com/global/products/erp-ecodesign/index.html.

Split type Dimensions (High power series)

Outdoor Unit :
WOYG112LHT/WOYG140LCTA

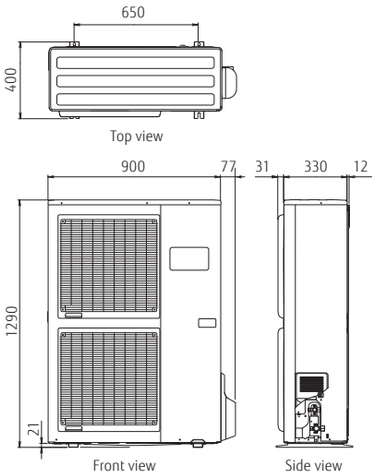

Outdoor Unit :
WOYK112LCTA/WOYK140LCTA/WOYK160LCTA

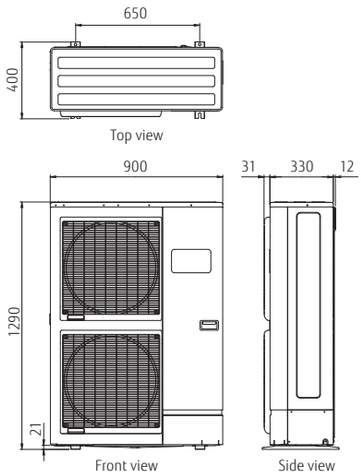

Hydraulic Indoor Unit :
WSYG140DG6/WSYK160DG9

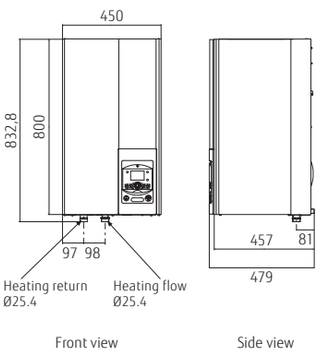

Specifications & Dimensions

Split type Specifications (Comfort series)

Model Name	Hydraulic indoor unit		WSYA050DG6		WSYA100DG6		WSYA100DG6		WSYA100DG6	
	Outdoor unit		WOYA060LFCA		WOYA060LFCA		WOYA080LFCA		WOYA100LFTA	
Capacity range			5		6		8		10	
7°C/35°C floor heating *1	Heating capacity	kW	4.50		6.00		7.50		10.00	
	Input power		0.996		1.41		1.84		2.49	
	COP		4.52		4.27		4.08		4.02	
2°C/35°C floor heating *1	Heating capacity	kW	4.50		4.95		5.65		7.70	
	Input power		1.39		1.53		1.78		2.47	
	COP		3.24		3.24		3.17		3.12	
-7°C/35°C floor heating*1	Heating capacity	kW	4.10		4.60		5.70		7.40	
	Input power		1.47		1.74		2.23		2.97	
	COP		2.79		2.64		2.56		2.49	
Space heating characteristics*2										
Temperature application		°C	55	35	55	35	55	35	55	35
Energy efficiency class			A+	A++	A+	A++	A+	A++	A+	A++
Rated heat output(P_{rated})		kW	4	4	5	5	6	7	8	8
Seasonal space heating energy efficiency(η_s)		%	115	169	115	169	118	156	113	155
Annual energy consumption		kWh	3026	2160	3180	2505	3886	3375	5415	4415
Sound power level	Hydraulic indoor unit	dB(A)	46		46		46		46	
	Outdoor unit		65	60	65	63	65	69	68	69
Hydraulic indoor unit Specification										
Power source			1 Ø 230 V 50 Hz							
Dimensions H×W×D		mm	800 × 450 × 457							
Weight (Net)		kg	42							
Water circulation	Min/Max	L/min	8.1/16.2		10.8/21.7		13.5/27.1		18.1/36.1	
Buffer tank capacity		L	16							
Expansion vessel capacity		L	8							
Leaving water temperature range	Max	°C	55							
Water pipe connection diameter	Flow/Return	mm	Ø 25.4/Ø 25.4							
Backup heater	Capacity	kW	6.0(3.0kW×2pcs.)							
Outdoor unit specification										
Power source			1 Ø 230 V 50 Hz							
Current	Max	A	11.0		12.5		17.5		18.5	
Dimensions H × W × D		mm	620 × 790 ×290						830 × 900 × 330	
Weight (Net)		kg	41				42		90	
Refrigerant	Type (Global Warming Potential)		R410A (2,088)							
	Charge	kg	1.10				1.40		1.80	
Additional refrigerant charge amount		g/m	25						40	
Connection pipe	Diameter	Liquid mm	Ø 6.35						Ø 9.52	
		Gas mm	Ø 12.7				Ø 15.88			
	Length	Min/Max m	5/30							
	Length(Pre-charge)	m	15							
	Height difference	Max m	20							
Operation range		Heating °C	-20 to 35							

*1:The values of heating capacity/input power/COP are based on measurement of EN14511 standard. Usage environment, such as operation of the heating equipment, room temperature, and controller adjustments, may cause disparities between practically determined values and these values.

*2:All information of ErP can be available for downloaded from www.fujitsu-general.com/global/products/erp-ecodesign/index.html.

Split type Dimensions (Comfort series)

Outdoor Unit :
WOYA060LFCA/WOYA080LFCA

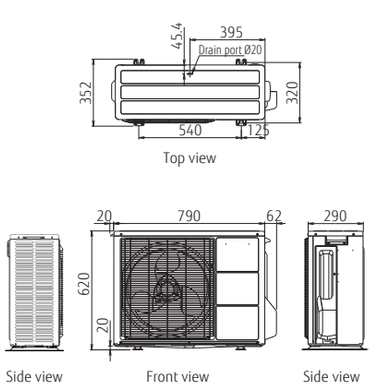

Outdoor Unit :
WOYA100LFTA

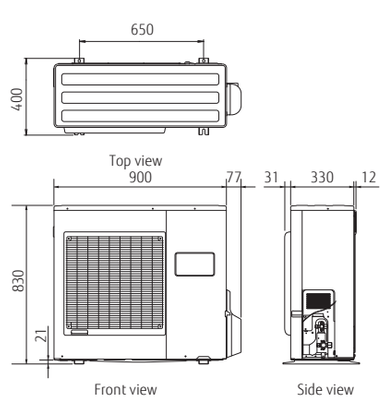

Hydraulic Indoor Unit :
WSYA050DG6/WSYA100DG6

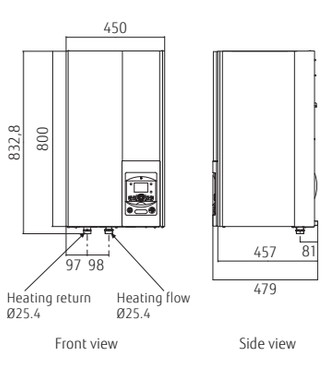

Split DHW Integrated type Specifications (High power series)

Model Name	Hydraulic indoor unit		WGYG140DG6		WGYG140DG6		WGYK160DG9		WGYK160DG9		WGYK160DG9	
	Outdoor unit		WOYG112LHT		WOYG140LCTA		WOYK112LCTA		WOYK140LCTA		WOYK160LCTA	
Capacity range			11		14		11		14		16	
7°C/35°C floor heating *1	Heating capacity	kW	10.80		13.50		10.80		13.50		15.17	
	Input power		2.54		3.23		2.51		3.20		3.70	
	COP		4.25		4.18		4.30		4.22		4.10	
2°C/35°C floor heating *1	Heating capacity	kW	10.77		12.00		10.77		13.00		13.50	
	Input power		3.44		3.87		3.40		4.15		4.34	
	COP		3.13		3.10		3.17		3.13		3.11	
-7°C/35°C floor heating*1	Heating capacity	kW	10.38		11.54		10.38		12.20		13.50	
	Input power		4.32		5.08		4.28		5.13		5.40	
	COP		2.40		2.27		2.43		2.38		2.50	
Space heating characteristics*2												
Temperature application		°C	55	35	55	35	55	35	55	35	55	35
Energy efficiency class			A+	A++	A+	A+	A+	A++	A+	A++	A+	A+
Rated heat output(P_{rated})		kW	9	11	11	13	9	11	11	13	13	14
Seasonal space heating energy efficiency(η_s)		%	112	151	113	148	112	154	117	150	117	149
Annual energy consumption		kWh	6704	6062	8041	6824	6669	5930	7803	6738	9062	7408
Sound power level	Hydraulic indoor unit	dB(A)	46		46		46		46		46	
	Outdoor unit		68		69		69	68	70	68	71	
Domestic hot water characteristics*2												
Load profile			L									
Energy efficiency class			A									
Energy efficiency(η_{wh})		%	88									
Annual electricity consumption		kWh	1166									
Hydraulic indoor unit Specification												
Power source			1 Ø 230 V 50 Hz				3 N 400 V 50 Hz					
Dimensions H×W×D		mm	1,840× 648 × 698									
Weight (Net)		kg	152									
Water circulation		L/min	19.5/39.0		24.4/28.7		19.5/39.0		24.4/48.7		27.4/54.8	
DHW capacity		L	190									
Hot water heater capacity		kW	1.5									
Expansion vessel capacity		L	12									
Leaving water temperature range	Max	°C	60									
Water pipe connection diameter	Flow/Return	mm	Ø 25.4/Ø 25.4									
Hot water pipe connection diameter		mm	Ø 19.05									
Backup heater	Capacity	mm	6.0(3.0kW×2pcs.)				9.0(3.0kW×3pcs.)					
Outdoor unit specification												
Power source			1 Ø 230 V 50 Hz				3 N 400 V 50 Hz					
Current	Max	A	22.0		25.0		8.5		9.5		10.5	
Dimensions H × W × D		mm	1,290 × 900 ×330									
Weight (Net)		kg	92				99					
Refrigerant	Type (Global Warming Potential)		R410A (2,088)									
	Charge	kg	2.50									
Additional refrigerant charge amount		g/m	50									
Connection pipe Diameter	Liquid	mm	Ø 9.52									
	Gas		Ø 15.88									
Length	Min/Max	m	5/20									
Length(Pre-charge)		m	15									
Height difference	Max	m	15									
Operation range	Heating	°C	-25 to 35									

*1:The values of heating capacity/input power/COP are based on measurement of EN14511 standard. Usage environment, such as operation of the heating equipment, room temperature, and controller adjustments, may cause disparities between practically determined values and these values.

*2:All information of ErP can be available for downloaded from www.fujitsu-general.com/global/products/erp-ecodesign/index.html.

Split DHW Integrated type Dimensions (High power series)

Outdoor Unit :
WOYG112LHT/WOYG140LCTA

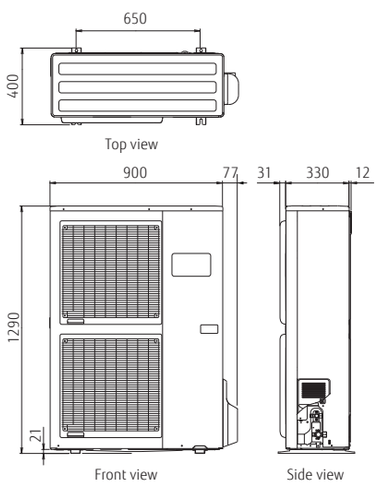

Outdoor Unit :
WOYK112LCTA/WOYK140LCTA/WOYK160LCTA

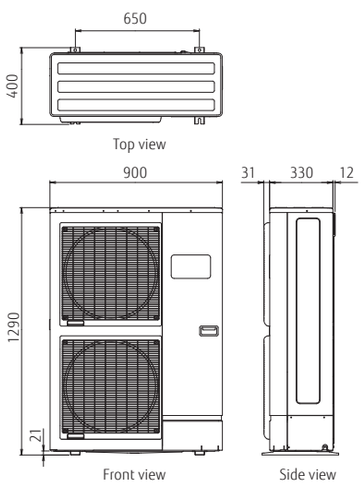

Hydraulic Indoor Unit :
WGYG140DG6/WGYK160DG9

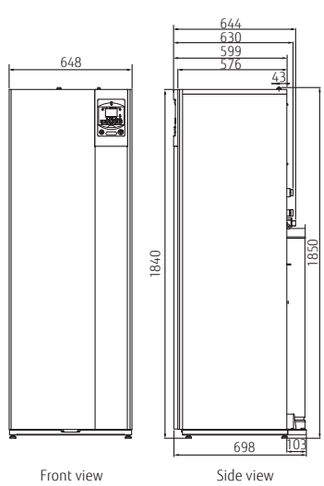

Specifications & Dimensions

Split DHW Integrated type Specifications (Comfort series)

Model Name	Hydraulic indoor unit		WGYA050DG6		WGYA100DG6		WGYA100DG6		WGYA100DG6	
	Outdoor unit		WOYA060LFCA		WOYA060LFCA		WOYA080LFCA		WOYA100LFTA	
Capacity range			5		6		8		10	
7°C/35°C floor heating *1	Heating capacity	kW	4.50		6.00		7.50		10.00	
	Input power		0.996		1.41		1.84		2.49	
	COP		4.52		4.27		4.08		4.02	
2°C/35°C floor heating *1	Heating capacity	kW	4.50		4.95		5.65		7.70	
	Input power		1.39		1.53		1.78		2.47	
	COP		3.24		3.24		3.17		3.12	
-7°C/35°C floor heating*1	Heating capacity	kW	4.10		4.60		5.70		7.40	
	Input power		1.47		1.74		2.23		2.97	
	COP		2.79		2.64		2.56		2.49	
Space heating characteristics*2										
Temperature application		°C	55	35	55	35	55	35	55	35
Energy efficiency class			A+	A++	A+	A++	A+	A++	A+	A++
Rated heat output(P_{rated})		kW	4	4	5	5	6	7	8	8
Seasonal space heating energy efficiency(η_s)		%	115	169	115	169	118	156	113	155
Annual energy consumption		kWh	3026	2160	3180	2505	3886	3375	5415	4415
Sound power level	Hydraulic indoor unit	dB(A)	46		46		46		46	
	Outdoor unit		65	60	65	63	65	69	68	69
Domestic hot water characteristics*2										
Load profile			L							
Energy efficiency class			A+							
Energy efficiency(ηwh)		%	120							
Annual electricity consumption		kWh	880							
Hydraulic indoor unit Specification										
Power source			1 Ø 230 V 50 Hz							
Dimensions H×W×D		mm	1,840× 648 × 698							
Weight (Net)		kg	152							
Water circulation		L/min	8.1/16.2		10.8/21.7		13.5/27.1		18.1/36.1	
DHW capacity		L	190							
Hot water heater capacity		kW	1.5							
Expansion vessel capacity		L	12							
Leaving water temperature range	Max	°C	55							
Water pipe connection diameter	Flow/Return	mm	Ø 25.4/Ø 25.4							
Hot water pipe connection diameter		mm	Ø 19.05							
Backup heater	Capacity	mm	6.0(3.0kW×2pcs.)							
Outdoor unit specification										
Power source			1 Ø 230 V 50 Hz							
Current	Max	A	11.0		12.5		17.5		18.5	
Dimensions H × W × D		mm	620 × 790 ×290						830 × 900 ×330	
Weight (Net)		kg	41				42		60	
Refrigerant	Type (Global Warming Potential)		R410A (2,088)							
	Charge	kg	1.10				1.40		1.80	
Additional refrigerant charge amount		g/m	25						40	
Connection pipe	Diameter	Liquid mm	Ø 6.35						Ø 9.52	
		Gas mm	Ø 12.70				Ø 15.88			
	Length	Min/Max m	5/30							
	Length(Pre-charge)	m	15							
	Height difference	Max m	20							
Operation range	Heating	°C	-20 to 35							

*1:The values of heating capacity/input power/COP are based on measurement of EN14511 standard. Usage environment, such as operation of the heating equipment, room temperature, and controller adjustments, may cause disparities between practically determined values and these values.

*2:All information of ErP can be available for downloaded from www.fujitsu-general.com/global/products/erp-ecodesign/index.html.

Split type Dimensions (Comfort series)

Outdoor Unit :
WOYA060LFCA/WOYA080LFCA

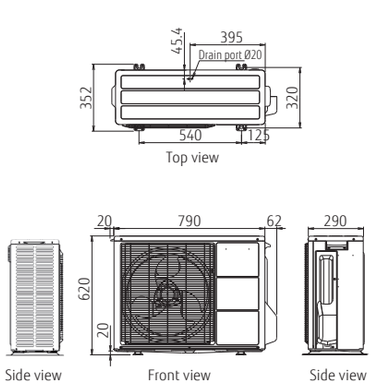

Outdoor Unit :
WOYA100LFTA

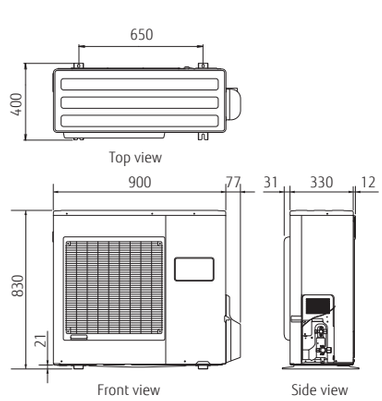

Hydraulic Indoor Unit :
WGYA050DG6/WGYA100DG6

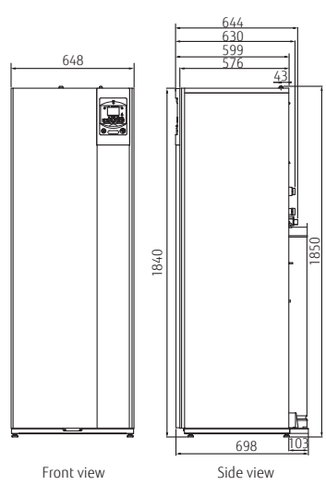

Monobloc type Specifications

Model Name	Hydraulic indoor unit		WSYP100DG6					
	Outdoor unit		WPYA050LG		WPYA080LG		WPYA100LG	
Capacity range			5		8		10	
7°C/35°C floor heating *1	Heating capacity	kW	5.00		8.00		10.00	
	Input power		1.19		1.78		2.30	
	COP		4.20		4.50		4.35	
2°C/35°C floor heating *1	Heating capacity	kW	3.65		4.35		4.90	
	Input power		1.07		1.23		1.44	
	COP		3.40		3.55		3.40	
-7°C/35°C floor heating*1	Heating capacity	kW	3.55		7.10		8.00	
	Input power		1.38		2.93		3.32	
	COP		2.57		2.42		2.41	
Space heating characteristics*2								
Temperature application		°C	55	35	55	35	55	35
Energy efficiency class			A+	A++	A+	A++	A+	A++
Rated heat output(P_{rated})		kW	4	4	6	7	7	8
Seasonal space heating energy efficiency(η_s)		%	118	171	123	168	118	167
Annual energy consumption		kWh	3055	1952	3828	3580	4491	3700
Sound power level	Outdoor unit	dB (A)	62	61	65		68	
Hydraulic indoor unit Specification								
Power source			1 Ø 230 V 50 Hz					
Dimensions H×W×D		mm	803 × 450 × 457					
Weight (Net)		kg	40					
Buffer tank capacity		L	22					
Expansion vessel capacity		L	12					
Water pipe connection diameter	Flow/Return	mm	Ø 25.4/Ø 25.4					
Backup heater	Capacity	kW	6.0(3.0kW×2pcs.)					
Outdoor unit specification								
Power source			1 Ø 230 V 50 Hz					
Dimensions H × W × D		mm	675 × 825 × 300		882 × 850 × 330			
Weight (Net)		kg	49		72			
Current	Max	A	10.9		15.2		17.5	
Water circulation	Min/Max	L/min	5.0/20.0		10.0/30.0			
Water pipe connection diameter	Flow/Return	mm	Ø 19.05/Ø 19.05		Ø 25.4/Ø 25.4			
Refrigerant	Type (Global Warming Potential)		R410A (2,088)					
	Charge	kg	1.05		1.72			
Leaving water temperature range	Max	°C	55					
Operation range	Heating	°C	-20 to 35					

*1:The values of heating capacity/input power/COP are based on measurement of EN14511 standard. Usage environment, such as operation of the heating equipment, room temperature, and controller adjustments, may cause disparities between practically determined values and these values.

*2:All information of ErP can be available for downloaded from www.fujitsu-general.com/global/products/erp-ecodesign/index.html.

Monobloc type Dimensions

Outdoor Unit :
WPYA050LG

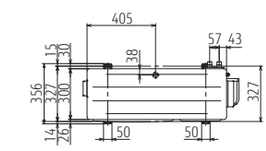

Top view

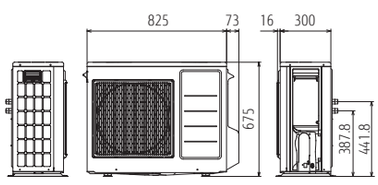

Side view Front view Side view

Outdoor Unit :
WPYA080LG/WPYA100LG

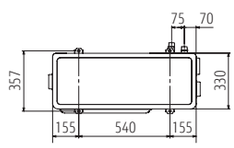

Top view

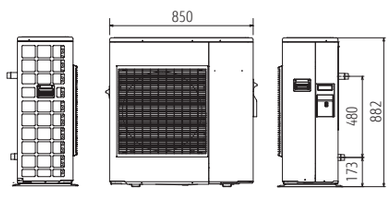

Side view Front view Side view

Hydraulic Indoor Unit :
WSYP100DG6

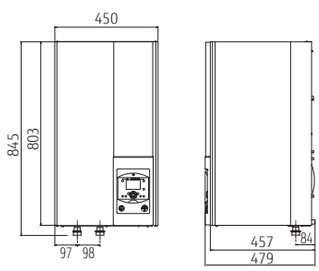

Front view Side view

ABOUT US

Since we began our air conditioning business in 1971, our products have been popular around the world and we continue to improve them.

276 OUR HISTORY
278 GLOBAL NETWORK
280 HIGH QUALITY DEVELOPMENT & PRODUCTION FACILITIES
282 GLOBAL BUSINESS ACTIVITIES
284 PROJECT REFERENCE




FUJITSU GENERAL
FGL

OUR HISTORY

Overseas Air Conditioning Business since 1971



1960
Air conditioning business starts.
Japan-domestic business starts.

1971
Air conditioner exports to Middle East.

1977
"Super Power, Super Quiet" series

1982
Window type 3 Super series
AL/AX series

1985
Large wall mounted and multi air conditioner introduced.

For RESIDENTIAL

1991
Air conditioner with the world's first lambda heat exchanger



1994
Air conditioner with the world's first power diffuser



For COMMERCIAL

2001 AIRSTAGE™ series is released. VRF air conditioners for large-sized buildings.

2002
Air conditioner with the world's first automatic self-cleaning filter system



For LIGHT COMMERCIAL



2004 Small VRF series is released.
AIRSTAGE™ J



2011 Small VRF series
AIRSTAGE™ J-II



2006
VRF Heat Pump type Max. 42 HP
AIRSTAGE™ V

2009
VRF Heat Pump type Max. 48 HP
AIRSTAGE™ V-II

2011 Hi-spec Design model





2009
Air to Water system is released.
WATERSTAGE™

1936 Established as Yaou Shouten Ltd.

~1999

2000-2016

Manufacturing Company Establishment

1955
Headquarters in Kawasaki

1964
Electronic components factory in Ichinoseki

1977
Air conditioner manufacturing company in Hamamatsu (now Hamamatsu business office.)

1991
Air conditioner manufacturing company in Thailand.

1994
Air conditioner manufacturing company in Shanghai, China.

1998
Air conditioner motor manufacturing company in Thailand.

Sales Company Establishment

1976
North America sales company

1977
Europe sales company (UK)

1978
Australia sales company
Europe sales company (Germany)

1980
Brazil sales company

1997
Asia sales company (Singapore)

1998
Middle East sales company (UAE)
New Zealand sales company

2000
Air conditioner manufacturing and sale technical partnership in India

2002
Taiwan sales company

*1. Announced 1991. In room air conditioner for the home (our company's investigation) *2. Announced 1994. In room air conditioner for the home (our company's investigation)



2014 The small VRF series is small & light weight outdoor unit.

AIRSTAGE J-IIS



2016
New Small VRF series

AIRSTAGE J-III



2012 VRF Heat Recovery type
Max. 48 HP

AIRSTAGE VR-II

2014-2015
VRF Heat Pump type Max. 54 HP

AIRSTAGE V-III

For LIGHT COMMERCIAL



2015-2016
New Wall Mounted & Cassette/ Duct models





2014 Air to Water system
Monobloc type: Compact series

WATERSTAGE

2015-2016
New Air to Water system

WATERSTAGE

*3. Announced 2002. In room air conditioner for the home (our company's investigation)

New Products for Light Commercial

Simultaneous Multi



J-IIIL

SMALL VRF

AIRSTAGE J-IIIL

& SIMULTANEOUS MULTI 72/90



SPLIT
High Static Pressure Duct
72/90

New Products for Residential



KX Series nocria X



KG Series SPLIT
Wall Mounted



*4: Announced 2012. In room air conditioner for the home (Our company's investigation)



MULTI SPLIT
5-6 Rooms multi

2017

2006
VRF air conditioner manufacturer, sale, and service company in China.

2007
Air conditioner technology building completed on Main Office group. Air conditioner R&D Center in Kawasaki

2009
Operation of compressor factory begins in Thailand.

2012
Joint venture in Thailand to manufacture compressors



2016
Commercial use air conditioner R&D Center in Thailand



New R&D Center in FGE Thailand

2006
China sales company

2013
Moscow representative office

2016
THE AIRSTAGE on Broadway in New York



THE AIRSTAGE ON BROADWAY
Fujitsu General Solution Center

Air conditioner solution center "THE AIRSTAGE" in Manhattan, New York

GLOBAL NETWORK

Fujitsu General's air conditioning business has acquired a major share of the overseas market.
We have many production and sales facilities overseas, and we continue to develop and sell products that are accepted around the world by their "easy-to-use and environmentally-friendly technology".



11 Overseas Sales Companies &

6 Overseas Manufacturing Companies

3 R&D Center

- Head Office
- Sales Companies
- Manufacturing Companies
- R&D Center



R&D Center
in Orient International Electronics Sales



R&D Center in FGE Thailand



- Fujitsu General (Thailand) Co., Ltd.
- Fujitsu General Engineering (Thailand) Co., Ltd.
- FGA (Thailand) Co., Ltd.
  — **R&D Center in FGA Thailand**
- TCFG Compressor (Thailand) Co., Ltd.



Fujitsu General (Shanghai) Co., Ltd.


F.G.L.S. Electric Co., Ltd.


Fujitsu General Central Air-conditioner (Wuxi) Co., Ltd.


FGA (Thailand) Co., Ltd.



Fujitsu General (Thailand) Co., Ltd.
Fujitsu General Engineering (Thailand) Co., Ltd.



TCFG Compressor (Thailand) Co.,Ltd.



JAPAN Head Office
R&D Center and 60 m Height Difference Testing Tower

HIGH QUALITY DEVELOPMENT & PRODUCTION FACILITIES

Fujitsu General is one of Japan's leading manufacturers with an R&D Center in Japan.
We provide customers with the highest quality and performance using these facilities.

Advanced Research Facility and Equipment

Performance Testing



Air Volume Measurement Room

Measure air volumes of the air conditioners from compact RAC models to VRF.



Calorimeter

Measure the cooling/heating capacity by measuring the inlet and outlet temperatures, humidity, and air volume of the air conditioner.



Silent Room

Measure the operating sounds of air conditioners with the sound reflection-proof walls and ceiling.

Reliability Testing



Constant Temperature Room

Check on the product performance in cooling/heating operation under the various temperature and humidity conditions.



Practical Test Room

Check on whether the air conditioners performance under the actual house conditions is sustainable.



Shower Test Room

Check on whether the electrical box of the outdoor unit is protected by rain waters with typhoon like wind.

Transportation & Handling



Compressibility testing



Vibration testing

Testing Laboratory

Fujitsu General EMC Laboratory Limited







60 m Height Difference Testing Tower

Objective is to confirm oil circulation of compressor for reliability



ACQUISITION OF ISO 9001 AND ISO 14001



Each of overseas production bases (5 companies) has completed the acquisition of ISO 9001 and ISO 14001 individually.
In 2012, overseas sales bases (11 companies) acquired the certification of ISO 14001.

High Product Quality Assurance

All Fujitsu General factories have acquired ISO 9001, and have built a quality control system common around the world. High quality products are offered to all over the world based on stringent quality inspections.

Receiving inspection

Parts procurement requires a supplier's test report. European regulation RoHS inspection is also performed by special test department in-house. Total number inspection is performed especially on main parts to remove defectives.

Stringent product quality inspection

Stringent quality inspection is carried out at all production processes. High quality is maintained by stringent checks by inspectors and repetitive inspection.

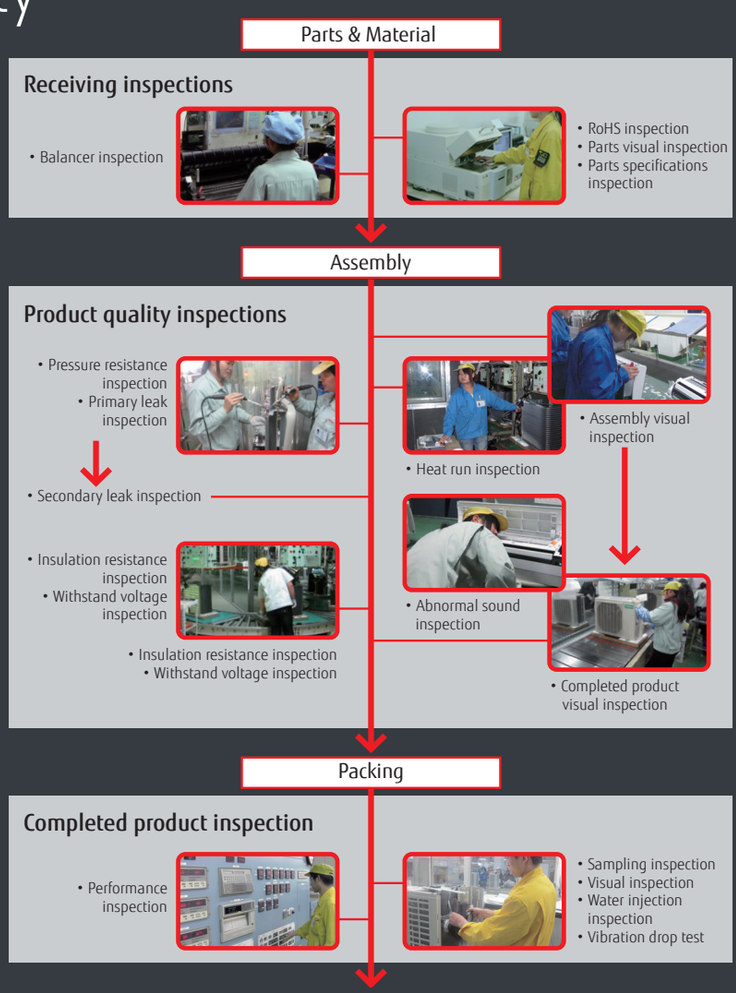

GLOBAL BUSINESS ACTIVITIES

We are engaging in advertising, human resource development, CS activities, and social contribution activities worldwide. These activities have been recognized throughout different regions by the awards we have been honored with.

America



HVAC trade show in USA


Billboard


Distributor meeting


Call center

Middle East


Distributor meeting


Technical seminar


Training for dealers

Europe



HVAC trade show in Europe countries


Presentation & training



International authoritative design awards

The iF Product Design Award is given each year by "iF International Forum Design GmbH" for industrial products from around the world.


"Dealer Design Awards" of "the NEWS"


Gold Award (Category: HVAC & PLUMBING) in Reader's Choice Awards


TOP OF MIND 2016" First prize in "MARCA DE EQUIPAMENTODE AR-CONDICIONADO" category of "CLIMATIZACAO" division

Oceania







HVAC trade show in Australia



Charity (Christchurch)


Service & Maintenance



The product design competition has existed since 1955. Its award, the "red dot", is an internationally recognized quality seal.





Coolworld Industry Awards "Most Efficient Air Conditioner"



Canstar Blue Most Satisfied Customers Award

Asia



Presentation for sales companies


Distributor meeting


SE training


Call center



China State Construction Engineering Luban Prize



The Good Design Award is sponsored by the Japan Institute of Design Promotion and is awarded once a year for an item of excellent design.

PROJECT REFERENCE

Our product is popular because of its high quality, energy saving, and easy installation, and so has been installed in a wide range of building types including high-rise office buildings, stores, hotels, public facilities, schools, hospitals and residential.

LIGHT COMMERCIAL

Office in Europe



Shop in Europe



Hotel in U.S.A.



Fujitsu General's Products has been installed in
over 50 countries worldwide.

Restaurant in Middle East



Shop in Oceania



COMMERCIAL


Office in Europe


Office in china


Factory in U.S.A.

RESIDENTIAL


Residential in Europe


Residential in Middle East


Residential in Europe


Residential in Oceania

SUPPORT

Our know-how supports you not only during the product release but also from guiding implementation to product maintenance.

288 AIRSTAGE™ SUPPORT
290 AIRSTAGE™/RAC SUPPORT TOOL
292 WATERSTAGE™ SUPPORT TOOL
294 QUICK SERVICE & MAINTENANCE
296 SERVICE TOOL
297 WEB MONITORING TOOL

Category	Information Material												Tool					
	Product Sales Training Material	Product Technical Training Material	Product news	Brochures	Feature Promotion Movie	Operating Manual	Design & Technical Manual	Certificate Data	2D CAD Data	3D CAD (Revit) Data	Installation Manual	Service Manual	WATERSTAGE™ Package label creator	Design Simulator (RAC, PAC, VRF)	WATERSTAGE™ proposer	CFD Simulation	Service Tool / Web Monitoring Tool	Mobile Technician
Product Training	●	●																
Product Information Seek			●	●	●	●	●											
Technical Information Seek							●	●					●					
Model Selection							●							●	●			
Design							●		●	●								
Verification																●		
Installation							●				●							
After sales and Service												●					●	●



AIRSTAGE™ SUPPORT

Fujitsu General provides a variety of product and technical information to engineers and consultants, and also conducts new product research and design support activities.
We provide a wide range of support to maintain high quality from design to installation.

Training

Fujitsu General has many training facilities around the world that regularly conduct specialized product, technical, and service training. These research facilities also support the development of people with high technical capability.

Features

- Designing AIRSTAGE™ Systems
- Control System on-site training





Head Office Training Center: Japan



Europe Training Center: Germany



Europe Training Center: U.K.



America Training Center: U.S.A.



China Training Center: China



Asia Training Center: Singapore



Middle East Training Center: UAE



Oceania Training Center: Australia

Technical information

We provide information and tools that are useful for air conditioning system design, such as unit performance data and tools that make model selection and estimation easy.

Features

- Design & Technical Manual
- Model Selection & Estimation
- Certificate Data
- 2D/3D CAD Data

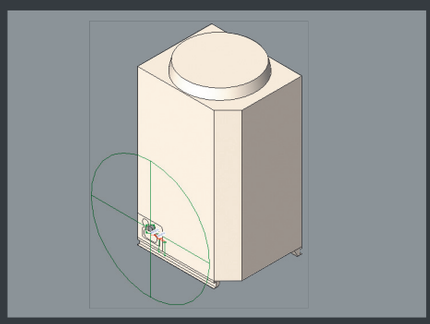

Product information

New product information is provided in the form of documents and movies for every new model released. These can be downloaded from a private section of our website. To access this website, please contact your Fujitsu representative.

Features

- Product News
- Brochures & All Manuals
- Feature Promotion Movie

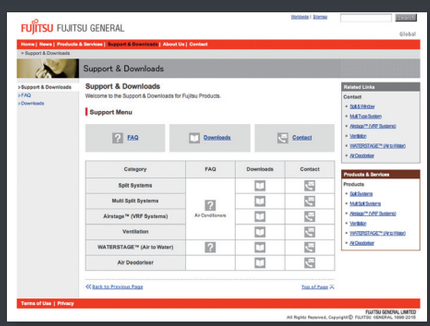

Technical support

Technical support is provided at every stage from design to installation to assist in providing the most suitable air conditioning solution.

Features

- CFD Simulation
- Guide line
- Commissioning Support

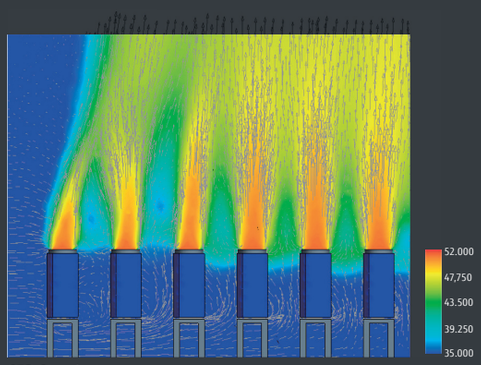

CFD Simulation



Commissioning Support

AIRSTAGE™/RAC SUPPORT TOOL

Put the charts and pens away and design your projects on your computer with ease using the Design Simulator. Everything from selecting indoor and outdoor units, allocating controls and optional parts to designing the piping and wiring systems is made easier using the program's built-in features.
Once your project is designed take advantage of the Export functions to easily get materials lists, product specifications, refrigerant calculations and more - it'll even export to Word, Excel, or Acrobat formats, and group the relevant CAD data for your project.

Design Simulator

Automatically create model selection information

- Each unit can be automatically set by entering the required performance, type, and temperature conditions for each indoor unit and then dragging and dropping into the outdoor unit.
- Piping and wiring diagrams can be created automatically and it is easy to set branches, grouping, and options.
- The additional refrigerant charging amount is automatically calculated when the pipe length is entered.
- It is also easy to set the remote controller groups, central controller and converters.
- The equipment list including the equipment information is created automatically.

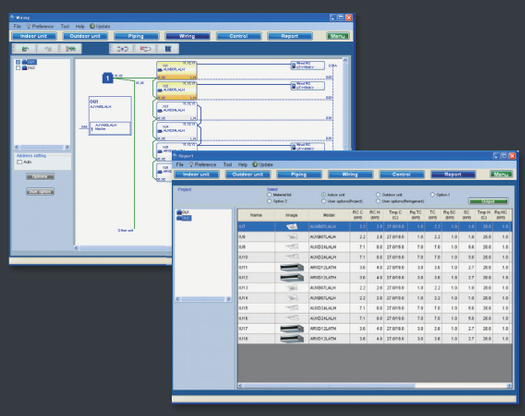

Output the format that matches the application

The information specific to your project can be exported in a number of industry standard file formats.

- Word format (rtf)(doc)
- Excel format (csv)
- Acrobat format (pdf)
- Auto CAD format (DXF)
- 2D Data (DXF)
- 3D Data (RFA)

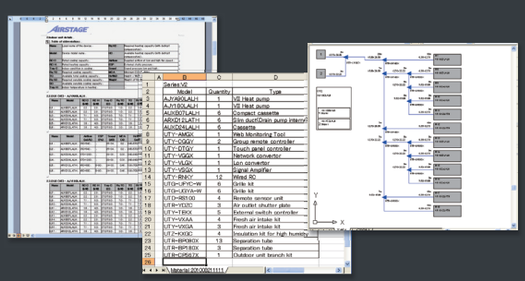

Update your Design Simulator

Database can be easily updated online using AutoUpdate function through FTP.

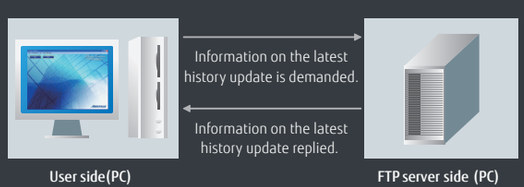

BIM Building Information Modeling

Fujitsu General provides the Building Information Modeling (BIM) object models and contents for our VRF system and some products to the architect, designer and contractor using Autodesk® Revit® technology from our Website and Autodesk® Seek Website, etc.

3D and 2D product data

We provide 3D data that closely resemble the actual product appearance. 2D CAD design operations are supported and 2D display is also provided. The data can also be output in other formats, such as DXF and DWG, which are used by other design CAD.

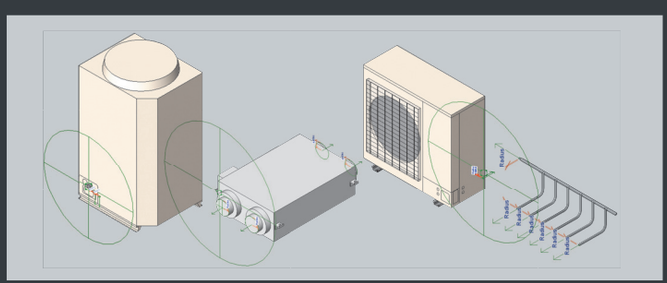

Installation limitation

The equipment installation limitation range is shown. Installation requirements, such as distance from the wall, is automatically displayed to make it easy to produce highly reliable layout designs.

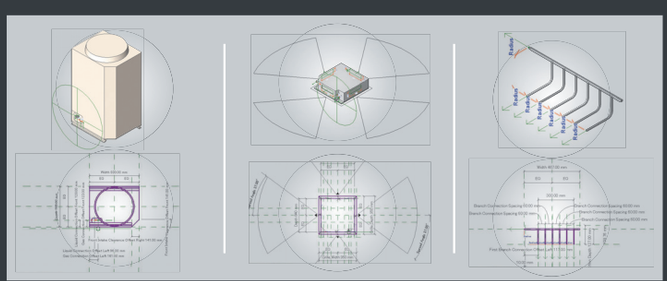

Installation information

Other information, such as symbols showing the airflow direction that are required for installation drawings, is built in and can be automatically reflected in 2D drawings. Installation drawings can be created easily.

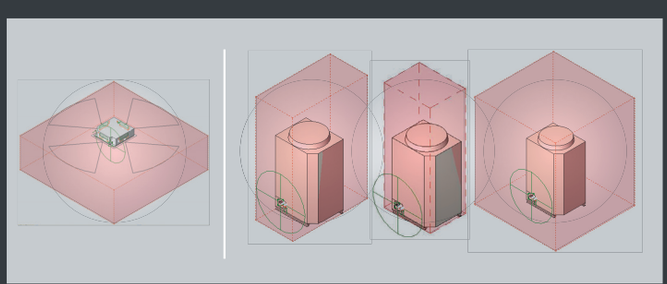

Product specifications & link information

Contains the basic information required for air conditioner design, including unit size, capacity, input power, noise, and airflow rate. These data can be procured from the Fujitsu General Website, Design Simulator, and Autodesk® Seek Website.

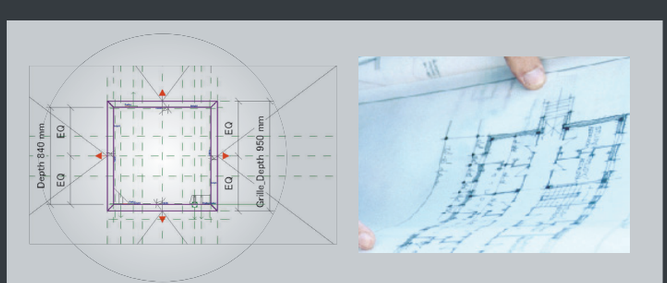

ABOUT US

WATERSTAGE™ SUPPORT TOOL

Fujitsu General's new software for the WATERSTAGE™ automatically provides a combination of WATERSTAGE™ equipments just by giving few parameters.
The software is featured with multiple languages, and automatic update function.

WATERSTAGE™ Proposer

Model selection with detailed technical information

- The software automatically selects the equipments just by inputting some factors, like the region where the equipment is installed, required capacity to heat up the space, and a heating method.
- The transition in the equipment capacity at each outdoor temperature condition and/or when back up heater is under operation can be easily created by this software.

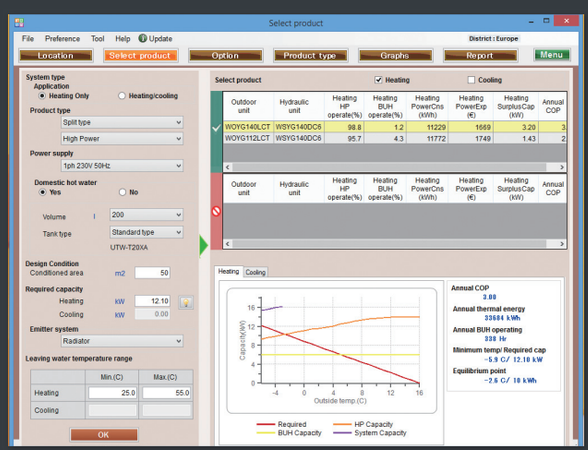



The visible images of the optional items enable the correct configuration of the systems. All of the associated optional items are automatically chosen in a case the application requires several devices of the WATERSTAGE™ equipments.

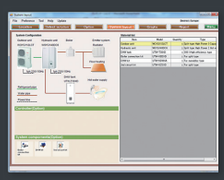

The entire system configuration can be reviewed and modified once the units are selected. And by seeing the images and the list of equipments at the same time, it avoids mistake in the selection of equipments.



The software automatically provides graphs of monthly running cost, CO_2 emission volume, cost comparison against other heating sources, and other data to allow the users to see at a glance the financial benefit of choosing WATERSTAGE™ equipments.

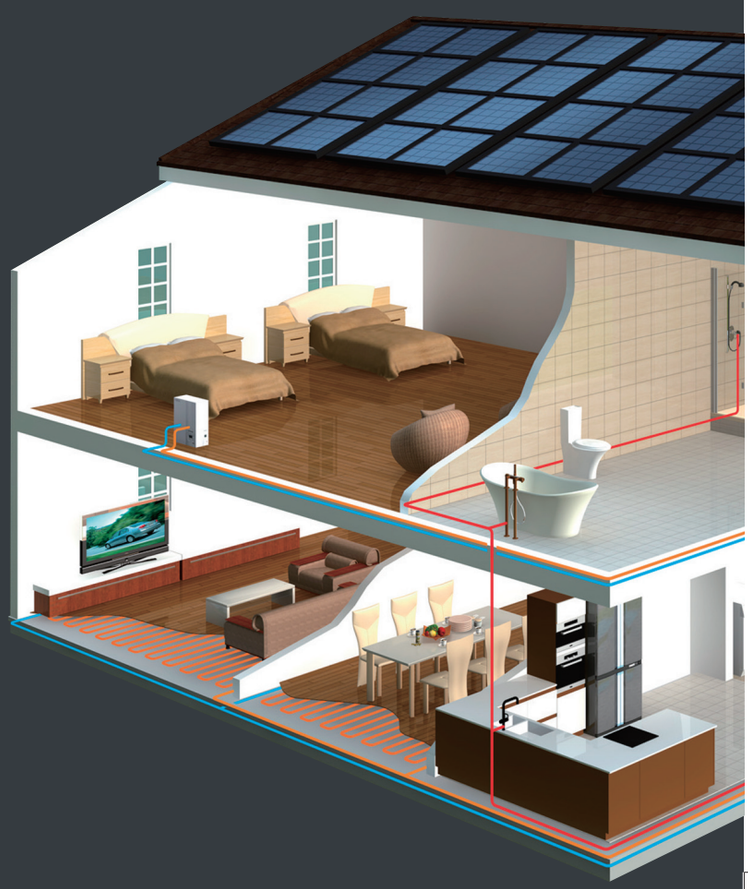

WATERSTAGE™ Package label creator

Energy labels and Fiches can be downloaded from our homepage

You can find and download the ErP documents (energy labels, product fiches, pre-configured package labels, pre-configured package fiches, information sheets and EC Declaration) from our homepage.

In addition, we will provide a internet service to allow the various package labels and package fiches to be created easily by installers in the future.

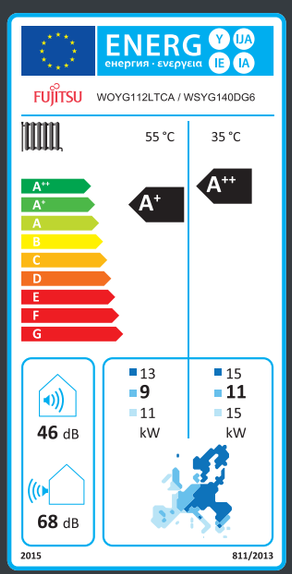

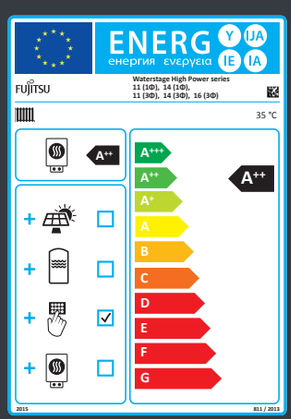



QUICK SERVICE & MAINTENANCE

If trouble should occur in a unit or system, abundant support tools such as trouble code display at the product, Service Tool that allows checking of the detailed status of the entire system, and remote monitoring tool that uses the internet, etc. support quick service and maintenance anywhere and at any time.

Mobile troubleshooting tool for iPhone & Android



We will release an App of troubleshooting tool for iPhone, iPod touch and other Apple products. This application is a troubleshooting tool for Fujitsu General air conditioner (RAC/PAC, VRF)

It helps you to check air conditioner condition. Error code check, Troubleshooting, and Sensor check are available.



Easy maintenance & monitoring

Design for easy maintenance

The air conditioner operating status and trouble status of the detailed are displayed at the 7-segment of the outdoor unit PCB or on the remote controller screen.
The unit status can be checked rapidly and quick response is also possible.

- Operation mode status
- Discharge temperature/Pressure status
- Compressor operation indication
- Address/Type/Number of outdoor unit
- Error code.

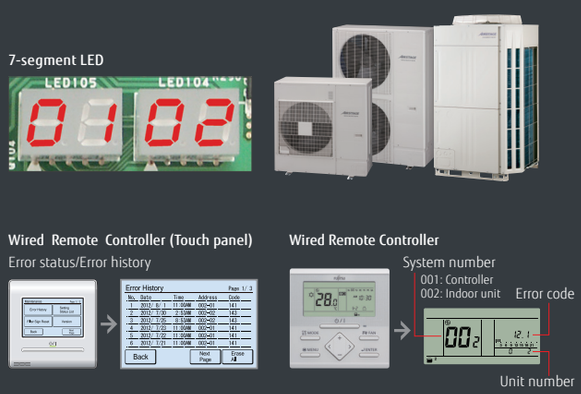

Error diagnosis by Service Tool

The unit status details from single split models to VRF system can be checked on PC screen by connecting Service Tool.
Quick countermeasures can be taken

- Operation status/control
- Monitoring operating condition
- Monitoring sensor data
- Indication of trend graph
- Error history
- Indication of refrigerant circuit diagram (For VRF)

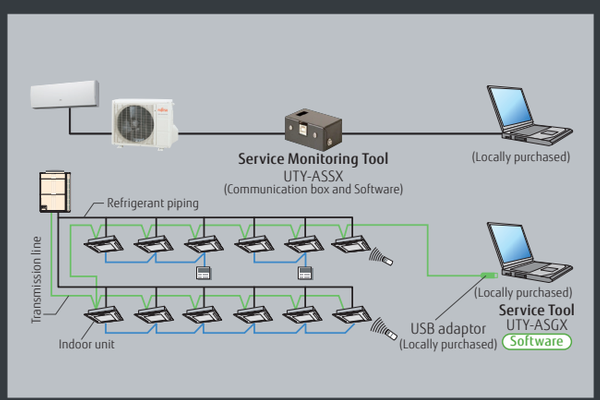

Remote monitoring

VRF system operating status and trouble status details can be constantly and remotely monitored over the Internet, etc.
Rapid cooperation with the service personnel are also possible.

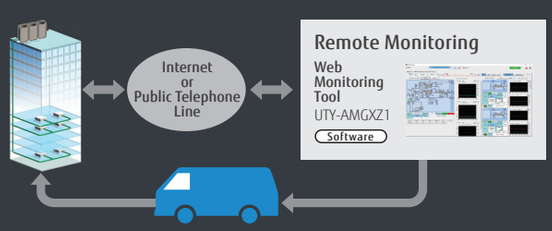

SERVICE TOOL

Extensive monitoring and analysis functions for installation and maintenance

- Operation status can be checked and analyzed to detect even the smallest abnormalities
- Storage of data on system operation status on a PC allows access even from off site.
- Up to 400 indoor units (a single VRF network system) can be controlled and monitored for large scale buildings or hotels
- This software can be connected to any point of transmission line with USB adaptor (locally purchased)

* The saved data can be displayed offline. However, the data saved by the following model cannot be displayed.
  - UTR-YSTB/UTR-YSTC (Service Tool)
  - UTR-YMSA (Web Monitoring Tool)

Automatic operation check for refrigeration cycle

After product installation, operation check can be performed automatically. Self-diagnosis function automatically judges whether each sensor value is normal, so the operation check work can be reduced. The diagnosis can also be output as a report.



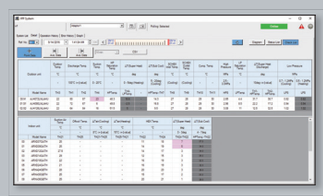

[Note] Use only as a guide and judge for yourself finally.

Whether each sensor value is normal is judged automatically.

- ☑ Discharge temperature normal value OK
- ☑ Super heat volume normal value OK
- ☑ High pressure pipe normal value OK
- ☑ Low pressure pipe normal value OK

...etc.



Remote technical support & maintenance

On-site check screen can be shared with the skilled person in a distant place. When visiting for troubleshooting on site, operation status can be shared in real time and get assistance easily. Online chat function helps to support on site staff.



Various trend graph display

Previously, only 3 kinds of each sensor value can be displayed. However, multiple graphs can be displayed in new Service Tool depending on the situation. The refrigeration cycle can be checked in detail.

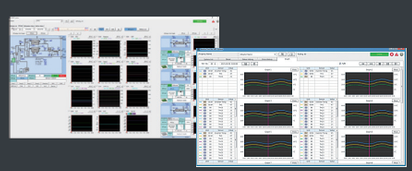

Personal computer system requirements

	UTY-ASGXZ1
Operating system	• Microsoft® Windows® 7 Professional (32-bit or 64-bit) SP1 • Microsoft® Windows® 8.1 Pro (32-bit or 64-bit) • Microsoft® Windows® 10 Pro (32-bit or 64-bit)
CPU	1 GHz or higher
Memory	• 1 GB or more (for Windows Vista®, Windows® 7 [32-bit], Windows® 8.1 [32-bit], and Windows® 10 [32-bit]) • 2 GB or more (for Windows® 7 [64-bit], Windows® 8.1 [64-bit], and Windows® 10 [64-bit])
HDD	40 GB or more of free space
Display	1366 x 768 or higher resolution
Interface	• 2 USB ports - 1 USB port is required for software protection key connection - 1 USB port is required for Echelon® U10 USB Network Interface
Software	Internet Explorer® 11 or Microsoft Edge / Adobe® Reader® 9.0 or later

<Packing list>

Name and shape	Quantity	Application
WHITE-USB-KEY (Software protection key)	1	Software protection key to be connected to USB port on the Service Tool-installed PC. These products run only on a PC with WibuKey.

•Personal computer that satisfies the following system requirements
•Echelon® U10 USB Network Interface – TP/FT-10 Channel (Model number: 75010R) (Required for each VRF Network.)

WEB MONITORING TOOL

Product features

- Troubleshooting is performed by monitoring each air conditioning unit remotely during periodical system checks.
- Error notification can be automatically transmitted to several locations using the internet*1.
- Requires either a dedicated internet connection or public telephone line.
- Determination of an error occurrence can be made through error warnings and equipment status information obtained from a remote location.
- The monitoring data in a remote side can be optionally downloaded. And, this data can be displayed in offline mode of the service tool.
- Monitoring side computer is not required to install special software, requires only general web browser.

*1: Use of internet mail system required.

Web Monitoring System

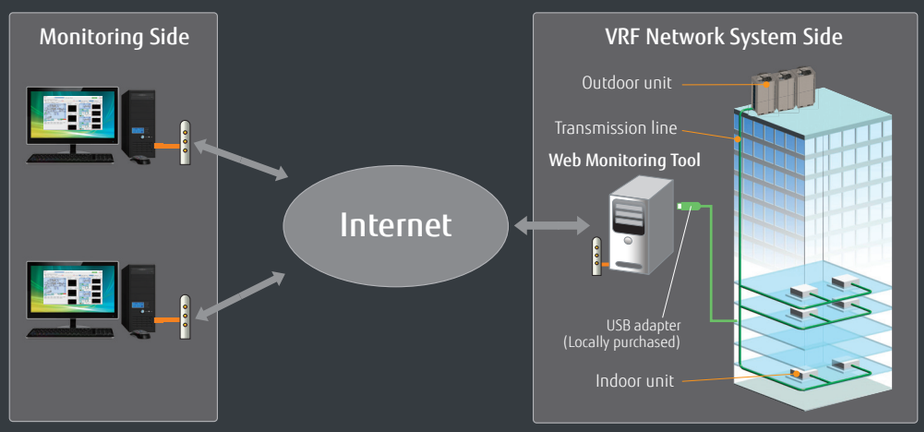

Support 4 VRF network systems

USB adaptor (max. 4 adaptors per PC) permit, monitoring of up to 1,600 indoor units.

Suitable for large-scale buildings or hotels.

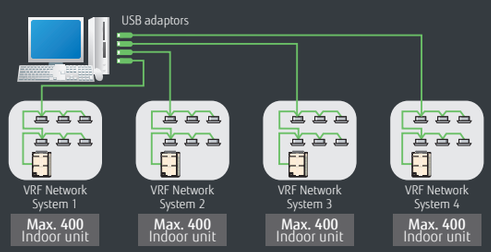

Personal computer system requirements

	UTY-AMGXZ1
Operating system	• Microsoft® Windows® 7 Professional (32-bit or 64-bit) SP1 • Microsoft® Windows® 8.1 Pro (32-bit or 64-bit) • Microsoft® Windows® 10 Pro (32-bit or 64-bit)
CPU	1 GHz or higher
Memory	• 1 GB or more (for Windows Vista®, Windows® 7 [32-bit], Windows® 8.1 [32-bit], and Windows® 10 [32-bit]) • 2 GB or more (for Windows® 7 [64-bit], Windows® 8.1 [64-bit], and Windows® 10 [64-bit])
HDD	40 GB or more of free space
Display	1366 x 768 or higher resolution
Interface	• USB port (for 10 USB Network Interface Max.4, Software protection key) • Either of the following interface is required for remote connection: - Internet using LAN: Ethernet port is required
Software	Internet Explorer® 11 or Microsoft Edge / Adobe® Reader® 9.0 or later

<Packing list>

Name and shape	Quantity	Application
WHITE-USB-KEY (Software protection key)	1	Software protection key to be connected to USB port on the Service Tool-installed PC. These products run only on a PC with WibuKey.

•Personal computer that satisfies the following system requirements
•Echelon® U10 USB Network Interface – TP/FT-10 Channel (Model number: 75010R) (Required for each VRF Network.))

SATISFACTION FOR ALL CUSTOMERS





http://www.fujitsu-general.com/

Notice for specifications

I.U. = Indoor Unit O.U. = Outdoor Unit Qu = Quiet * = Not decided yet

- Specifications and design are subject to change without notice for future improvement.
- For further details, please check with our authorised dealer.
- Cooling/Heating capacities are based on the following conditions.

Cooling	Indoor temp. :27°C DB/19°C WB Outdoor temp. :35°C DB/24°C WB	Heating	Indoor temp. :20°C WB Outdoor temp. :7°C DB/6°C WB

- Performance test is in accordance with EN14511
- Seasonal efficiency test is on accordance with EN14825
- Sound power test is in accordance with EN12102

CE

Fujitsu General (Thailand) Co., Ltd.

TÜV ISO 9001 01 100 89394 / ISO 14001 01 104 9245/01

ISO 9001 Certified number: 01 100 89394
ISO 14001 Certified number: 01 104 9245/01

Fujitsu General (Shanghai) Co., Ltd.

TÜV CERT DIN EN ISO 9001 Certificate: 01 100 79269

ISO 14001 BUREAU VERITAS Certification — UKAS MANAGEMENT SYSTEMS

ISO 9001 Certified number: 01 100 79269
ISO 14001 Certified number: CNBJ311153-UK

Fujitsu General Central Air-conditioner (Wuxi) Co., Ltd.

CNAS MANAGEMENT SYSTEM — IAF

ISO 9001 Certified number: 15914Q10065R4M
ISO 14001 Certified number: 15912E10022R3M

- The products or equipments in this catalogue contain fluorinated greenhouse gases.
- "AIRSTAGE" and "WATERSTAGE" are worldwide trademarks of FUJITSU GENERAL LIMITED and are registered trademarks in Japan and other countries or areas.
- "nocria" is a worldwide trademark of FUJITSU GENERAL LIMITED.
- "PG.Lair" is a worldwide trademark of FUJITSU GENERAL LIMITED.
- "DUAL BLASTER & device" is a worldwide trademark of FUJITSU GENERAL LIMITED and is a registered trademark in Japan and other countries or areas.
- iPhone and iPad are trademarks of Apple Inc., registered in the U.S. and other countries.
- Other company and product names mentioned herein may be registered trademarks, trademarks or trade names of their respective owners.